



US00D426412S

United States Patent [19] Cameron

[11] **Patent Number: Des. 426,412**

[45] **Date of Patent: ** Jun. 13, 2000**

[54] **ROLL PAPER TOWEL DISPENSER**

[75] Inventor: **Allan Cameron**, West Newton, Mass.

[73] Assignee: **Bobrick Washroom Equipment, Inc.**,
North Hollywood, Calif.

[**] Term: **14 Years**

[21] Appl. No.: **29/113,531**

[22] Filed: **Nov. 4, 1999**

[51] **LOC (7) Cl.** **23-02**

[52] **U.S. Cl.** **D6/522**

[58] **Field of Search** D6/522, 523, 515;
242/570, 590; 312/34.8, 34.22, 34.1

[56] **References Cited**

U.S. PATENT DOCUMENTS

D. 347,535	6/1994	Krueger et al.	D6/522
D. 385,445	10/1997	Arbak et al.	D6/522
D. 386,922	12/1997	Sedlock	D6/522
D. 403,905	1/1999	Tramontina	D6/522

OTHER PUBLICATIONS

Bobrick Toilet and Bath Accessories Catalog, Sep. 1997, pp
Cover with 2, 10, 12, 17, 33 and 35.

Bobrick Matrix Series Washroom Accessories Brochure,
Jan. 1, 1998, 4 pages.

Primary Examiner—Brian N. Vinson
Attorney, Agent, or Firm—Christie, Parker & Hale, LLP

[57] **CLAIM**

The ornamental design for a roll paper towel dispenser, as
shown and described.

DESCRIPTION

FIG. 1 is a front view of a roll paper towel dispenser;
FIG. 2 is a right side view thereof;
FIG. 3 is a left side view thereof;
FIG. 4 is a top view thereof; and,
FIG. 5 is a bottom view thereof.

The appearance of the back of the roll paper towel dispenser
forms no part of the claimed design.

1 Claim, 5 Drawing Sheets

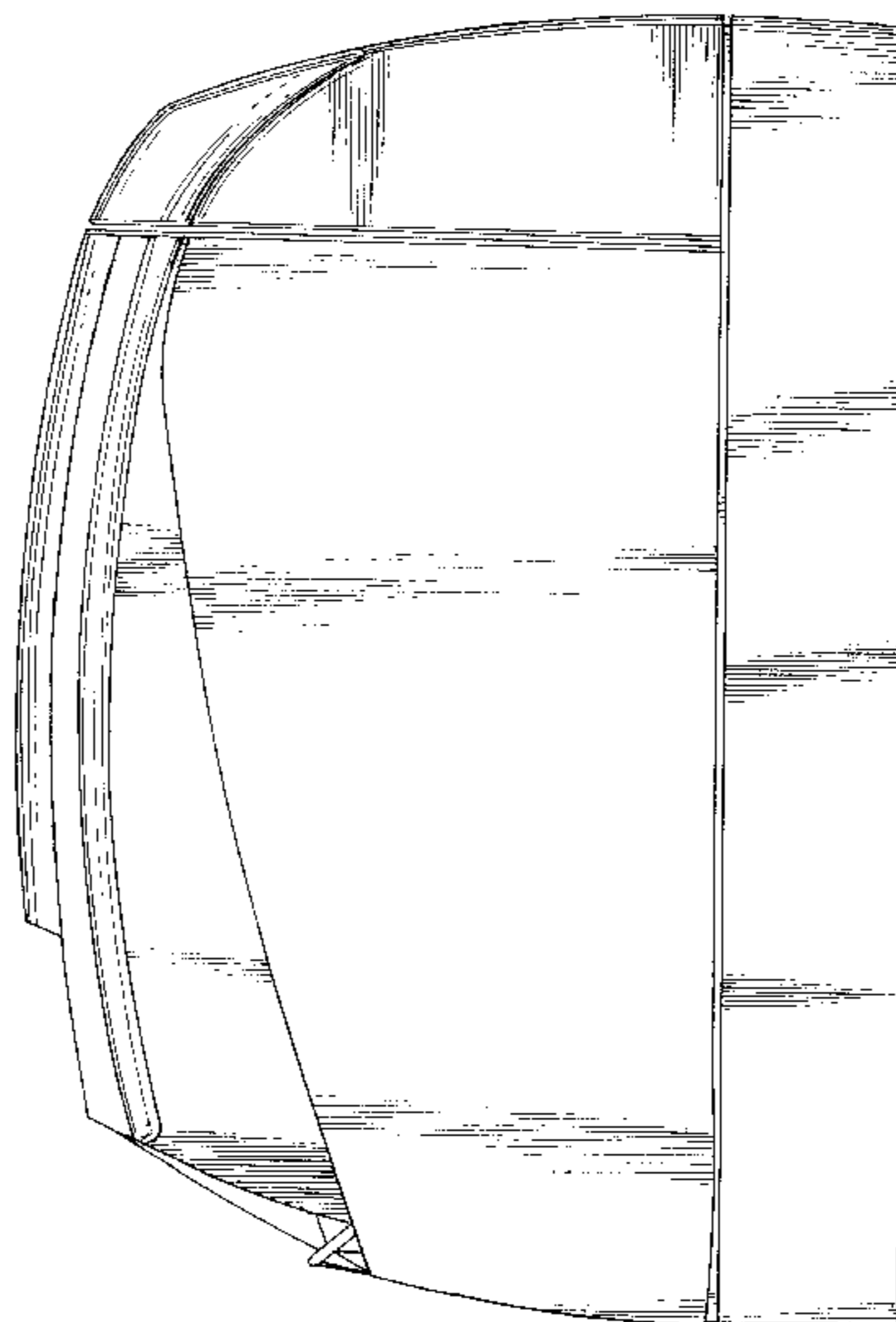
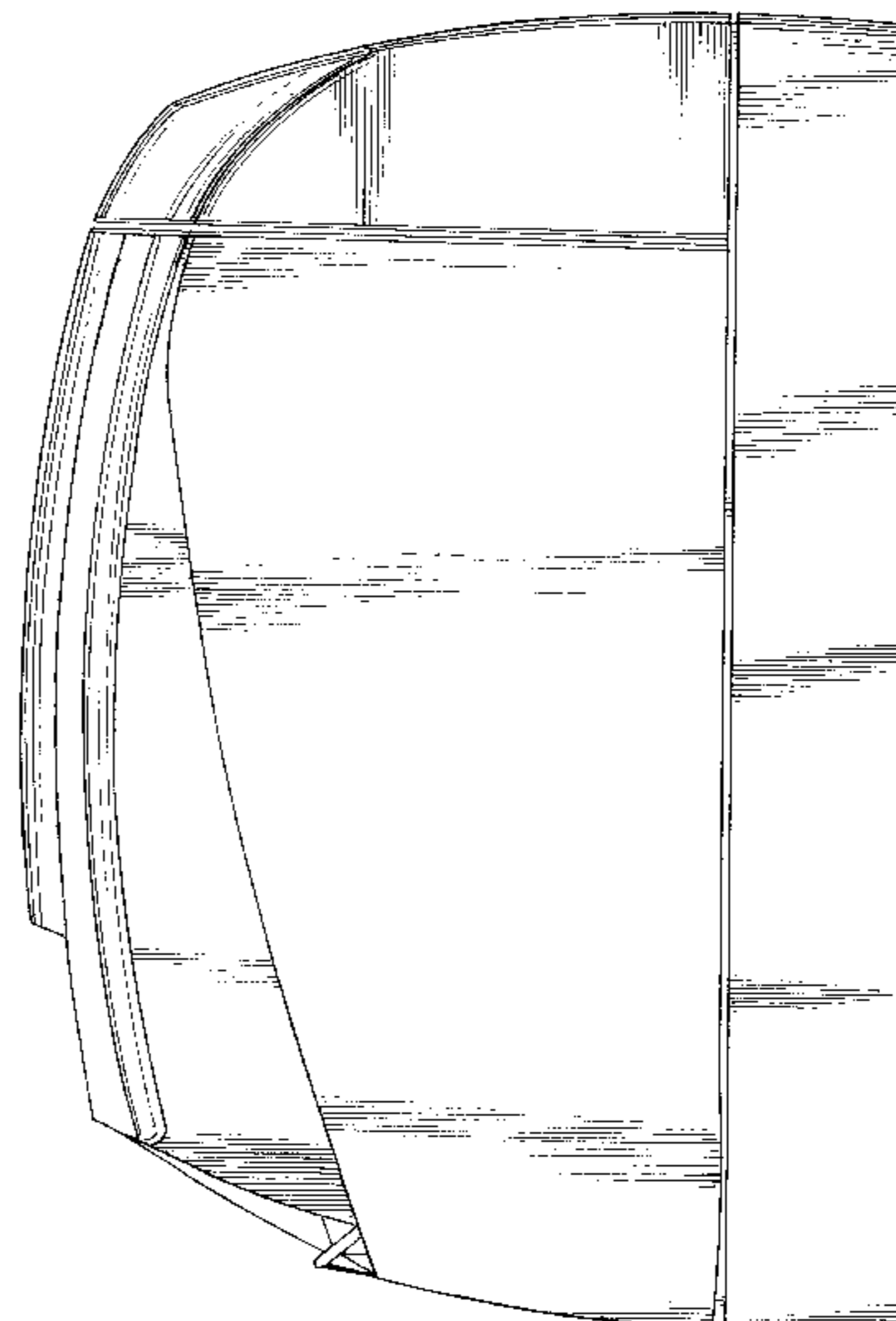



Fig. 1




Fig. 2

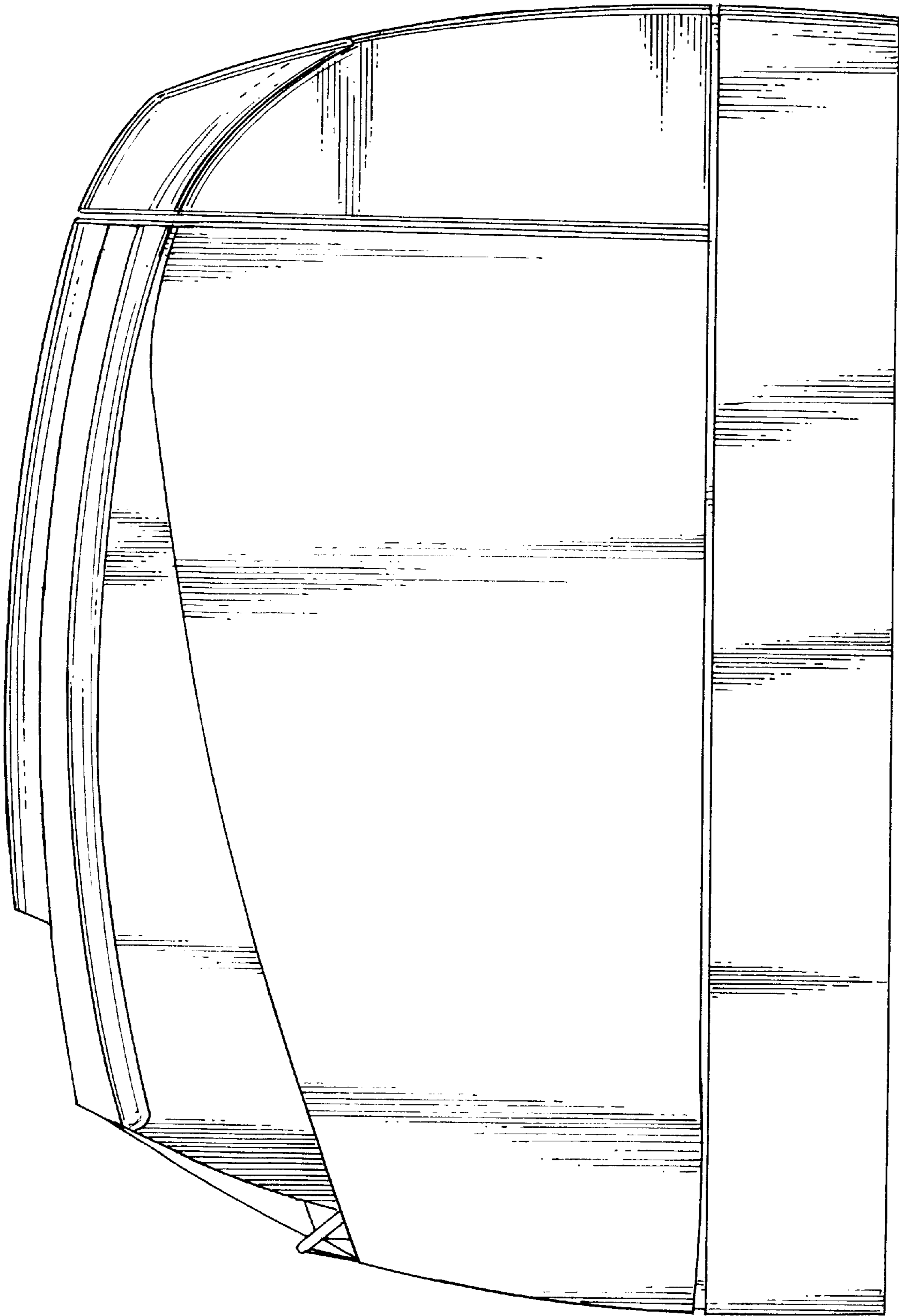


Fig. 3

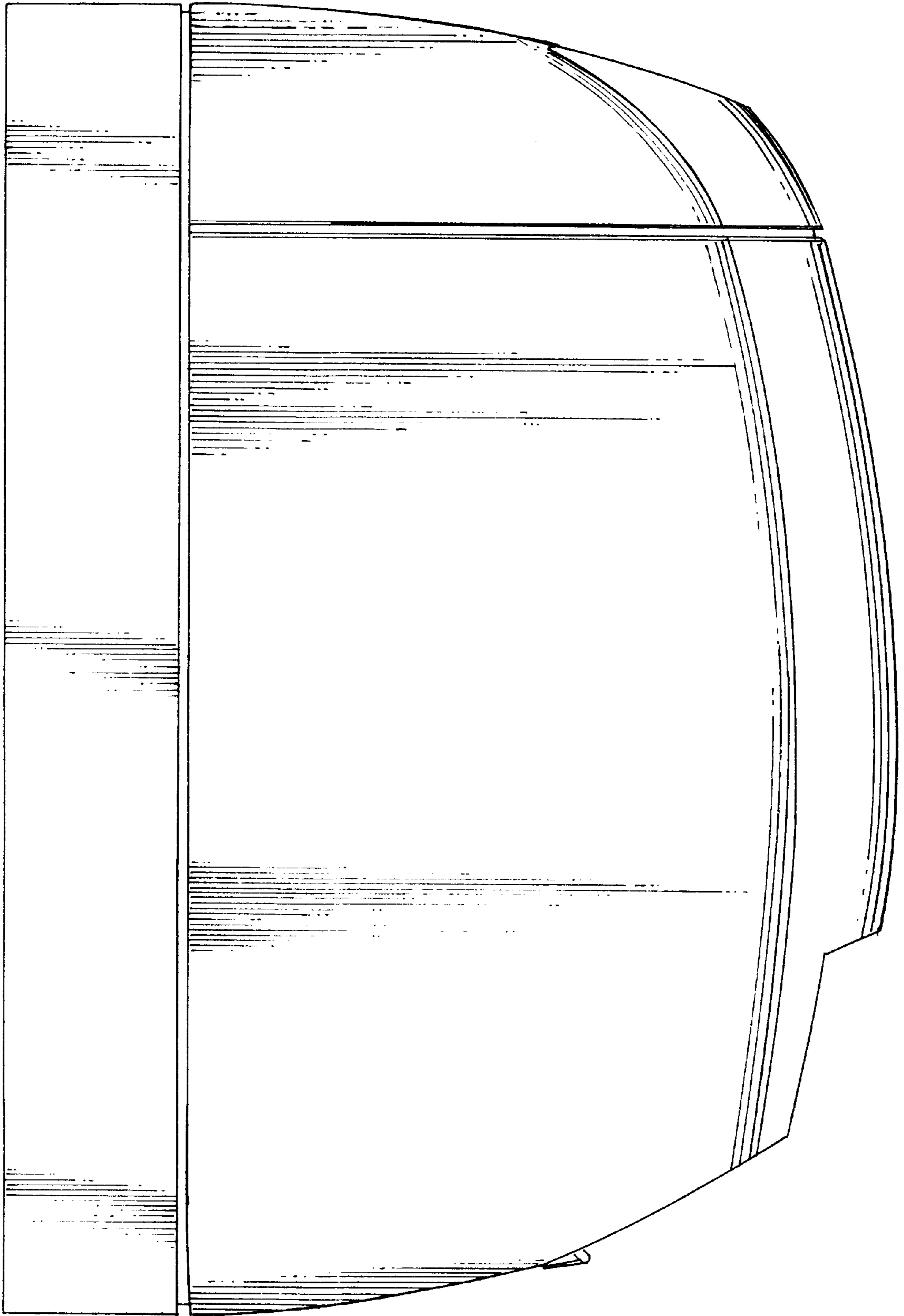


Fig. 4




Fig. 5

