



US00D426410S

# United States Patent [19] De Laforcade

[11] **Patent Number: Des. 426,410**  
[45] **Date of Patent: \*\* Jun. 13, 2000**

[54] **DISPENSER**

[75] Inventor: **Vincent De Laforcade**, Rambouillet,  
France

[73] Assignee: **L'Oreal**, Paris, France

[\*\*] Term: **14 Years**

[21] Appl. No.: **29/102,203**

[22] Filed: **Mar. 19, 1999**

[30] **Foreign Application Priority Data**

Sep. 28, 1998 [FR] France ..... 985541

[51] **LOC (7) Cl.** ..... **08-08**

[52] **U.S. Cl.** ..... **D6/512; D9/519; D28/76;**  
D19/93

[58] **Field of Search** ..... D6/512, 515; D28/76,  
D28/91; D19/93, 75; D9/500, 502, 516,  
519, 544, 549; 222/105, 173; 221/282;  
220/906; 206/823, 214

[56] **References Cited**

**U.S. PATENT DOCUMENTS**

D. 49,555 8/1916 Vivadou ..... D9/519 X

D. 210,057 1/1968 Pfrommer ..... D28/76  
D. 254,716 4/1980 Mascia et al. .... D9/519 X  
D. 274,848 7/1984 Chevassus ..... D28/76  
D. 280,710 9/1985 Skylvik ..... D9/549 X  
3,768,700 10/1973 Stranicky ..... 222/105 X

*Primary Examiner*—Brian N. Vinson  
*Attorney, Agent, or Firm*—Baker Botts L.L.P.

[57] **CLAIM**

The ornamental design of the dispenser of the present invention, as shown and described.

**DESCRIPTION**

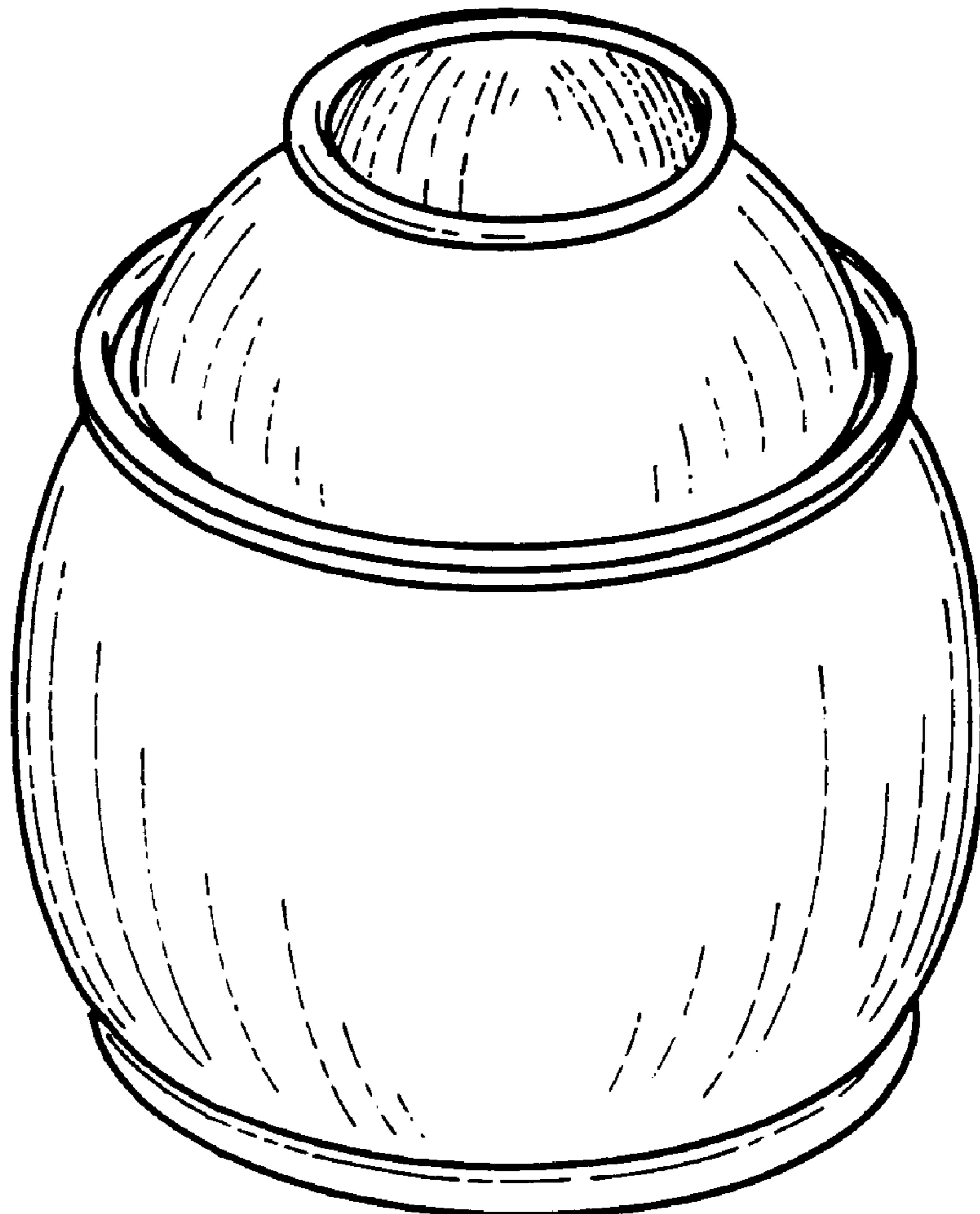
FIG. 1 is an elevational view of the dispenser of the present invention;


FIG. 2 is a top view of the dispenser of the present invention;

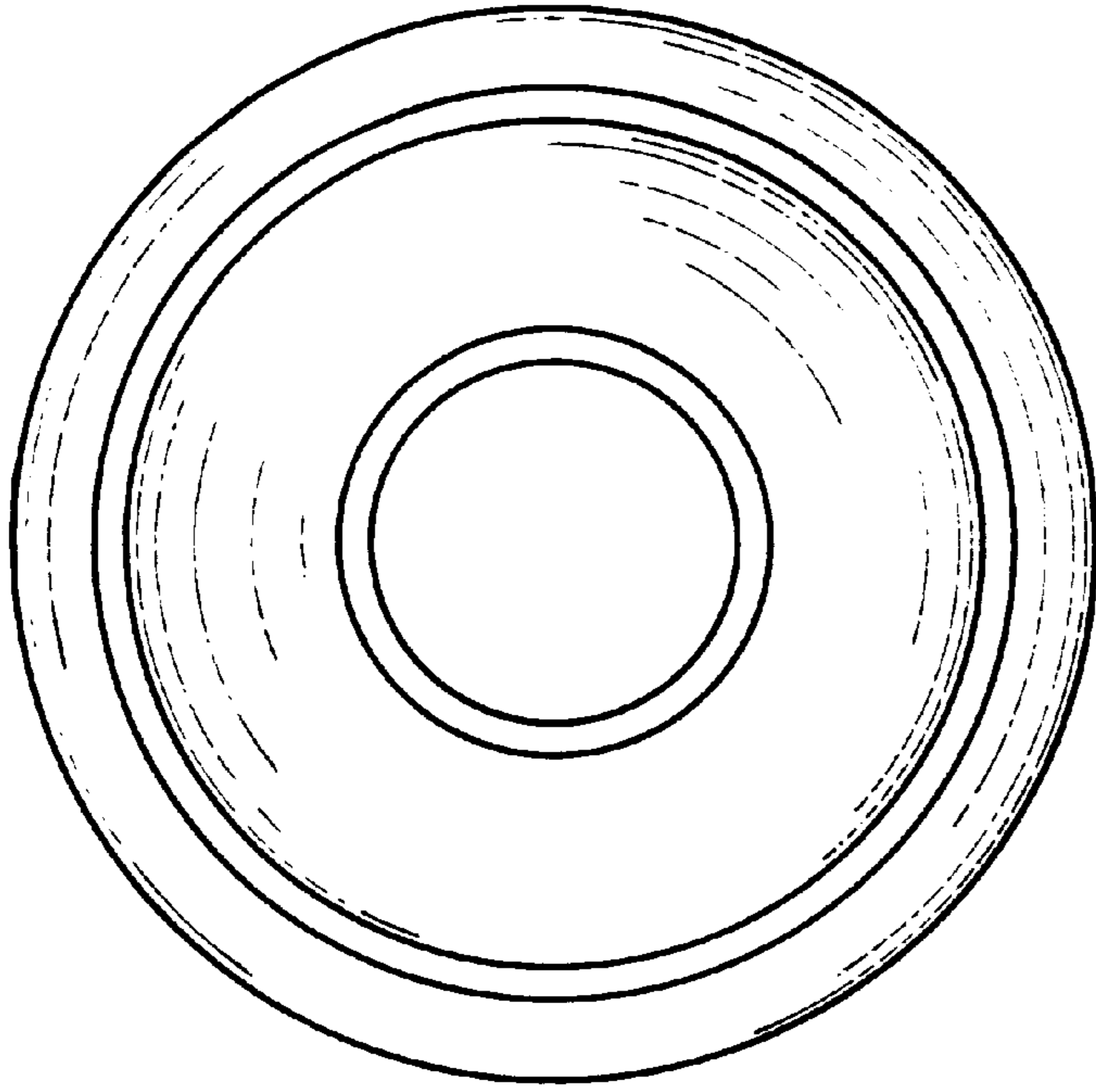
FIG. 3 is a bottom view of the dispenser of the present invention; and,

FIG. 4 is a perspective view of the dispenser of the present invention.

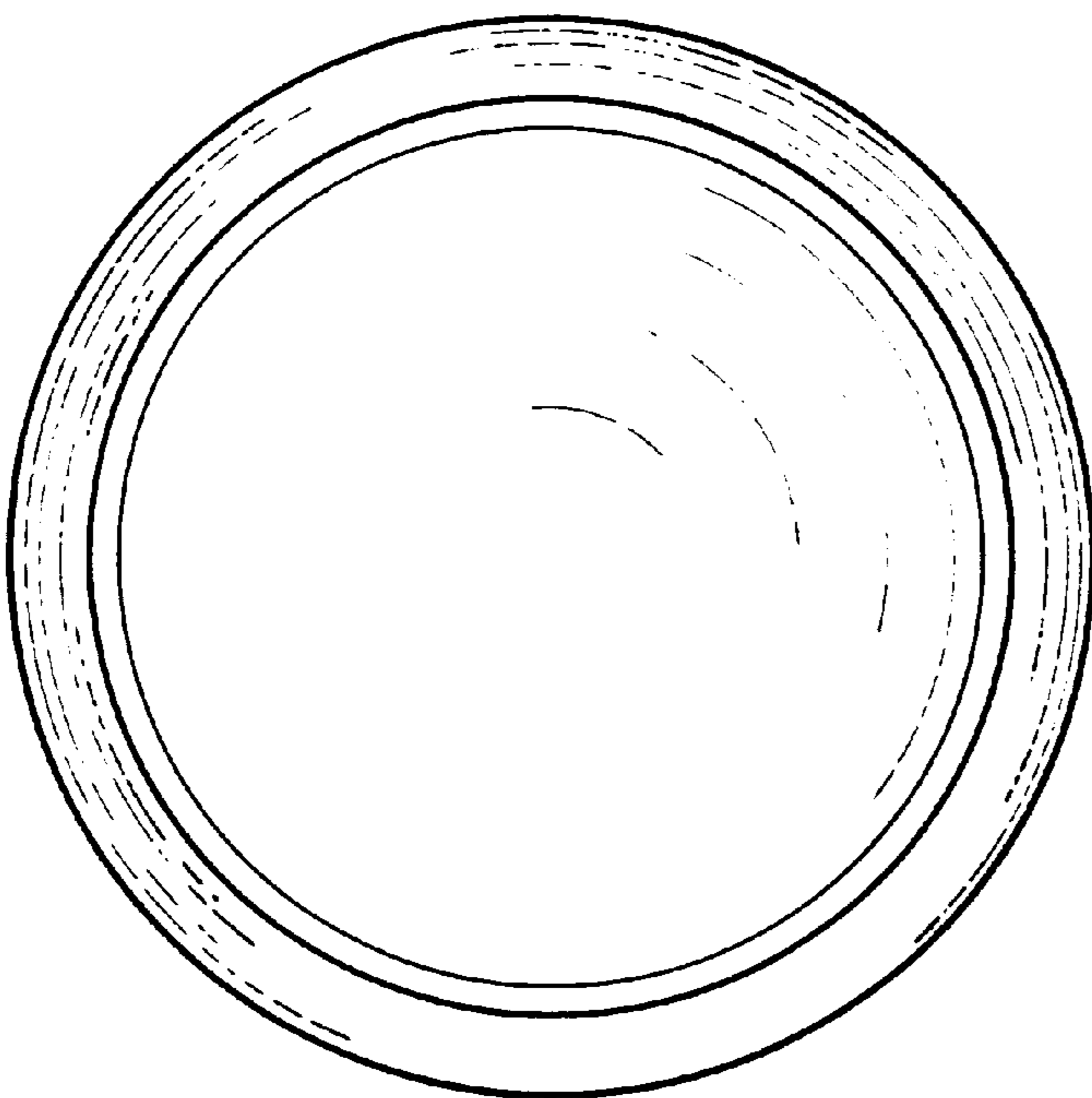
**1 Claim, 3 Drawing Sheets**







2



3

