



US00D426398S

# United States Patent [19]

Lewis

[11] Patent Number: Des. 426,398

[45] Date of Patent: \*\* \*Jun. 13, 2000

[54] SOFA

[76] Inventor: Sally Sirkin Lewis, 715 Canon Dr., Beverly Hills, Calif. 90210

[\*] Notice: This patent is subject to a terminal disclaimer.

[\*\*] Term: 14 Years

[21] Appl. No.: 29/108,139

[22] Filed: Jul. 22, 1999

[51] LOC (7) Cl. .... 06-01

[52] U.S. Cl. .... D6/381

[58] Field of Search ..... D6/334, 335, 336, D6/364, 371, 373, 381, 500, 501, 502; 297/232, 445.1

### [56] References Cited

#### U.S. PATENT DOCUMENTS

|            |         |             |       |        |
|------------|---------|-------------|-------|--------|
| D. 211,169 | 5/1968  | Dwyer       | ..... | D6/336 |
| D. 226,793 | 5/1973  | Watamura    | ..... | D6/364 |
| D. 245,953 | 10/1977 | Mathur      | ..... | D6/334 |
| D. 250,302 | 11/1978 | Harvey, Jr. | ..... | D6/364 |
| D. 284,812 | 7/1986  | Culler      | ..... | D6/371 |
| D. 286,588 | 11/1986 | Culler      | ..... | D6/334 |
| D. 292,146 | 10/1987 | Culler      | ..... | D6/334 |

|            |         |                |       |        |
|------------|---------|----------------|-------|--------|
| D. 307,983 | 5/1990  | Choi           | ..... | D6/334 |
| D. 355,309 | 2/1995  | Natuzzi et al. | ..... | D6/381 |
| D. 364,752 | 12/1995 | Hutton         | ..... | D6/381 |
| D. 367,364 | 2/1996  | Lewis          | ..... | D6/334 |
| D. 382,129 | 8/1997  | Lewis          | ..... | D6/381 |
| D. 388,965 | 1/1998  | Mourgue        | ..... | D6/334 |

#### OTHER PUBLICATIONS

Thomasville Leather, p. 28, Chair at bottom left, Feb. 1989.  
Interiors, p. 11, Chair at bottom center May 1989.  
Bloomingdale's, Chair in frame "C" at top, Jan. 24, 1991.

Primary Examiner—Gary D. Watson  
Attorney, Agent, or Firm—Finnegan, Henderson, Farabow, Garrett & Dunner, L.L.P.


#### [57] CLAIM


The ornamental design for a sofa, as shown and described.

#### DESCRIPTION

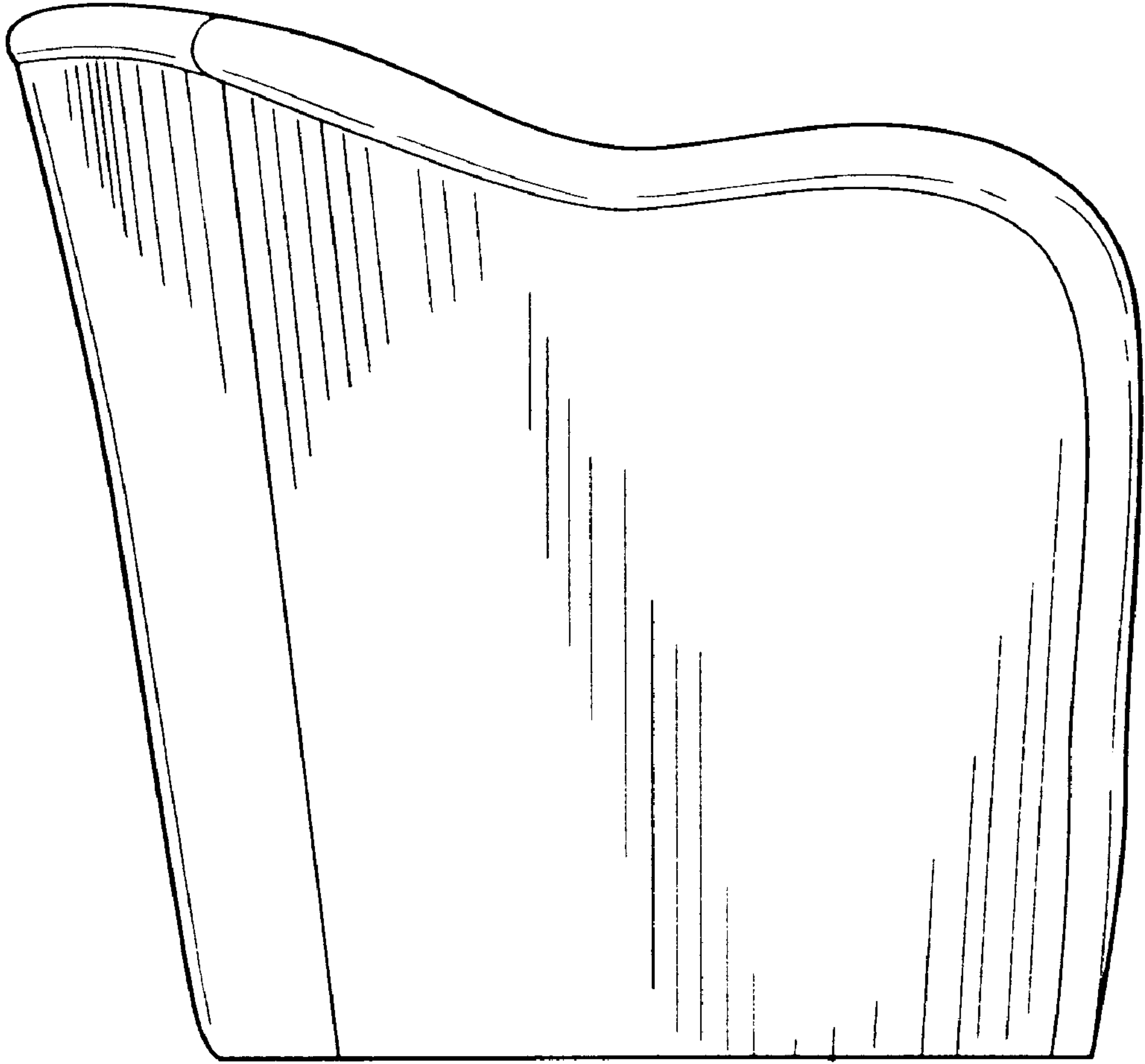
FIG. 1 is a front view of the sofa of my design;  
FIG. 2 is a left side view of the sofa (the right side view is a mirror image of this view and is not shown);  
FIG. 3 is a rear view of the sofa;  
FIG. 4 is a top view of the sofa; and,  
FIG. 5 is a side and front perspective view of the sofa.

1 Claim, 5 Drawing Sheets






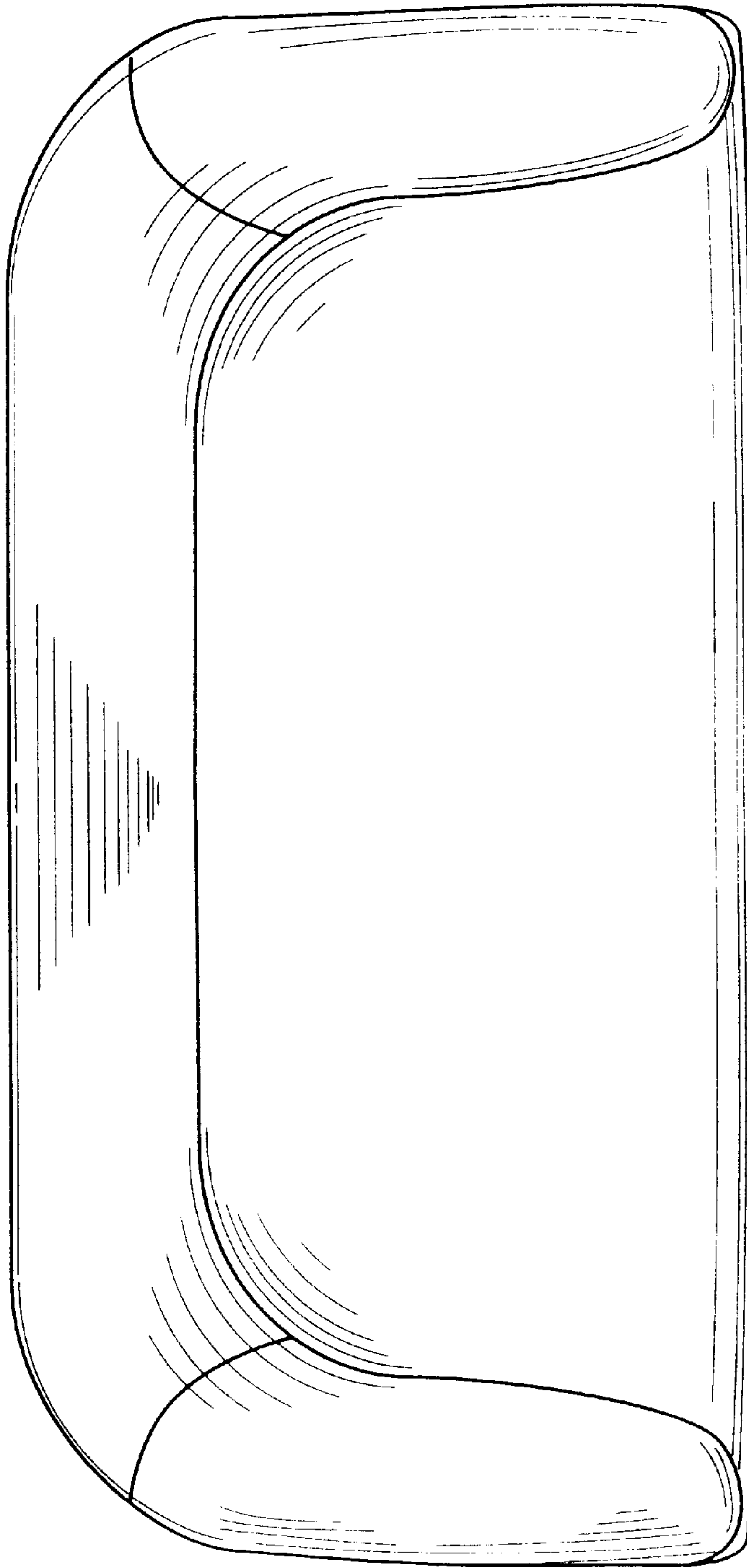
**FIG. 1**



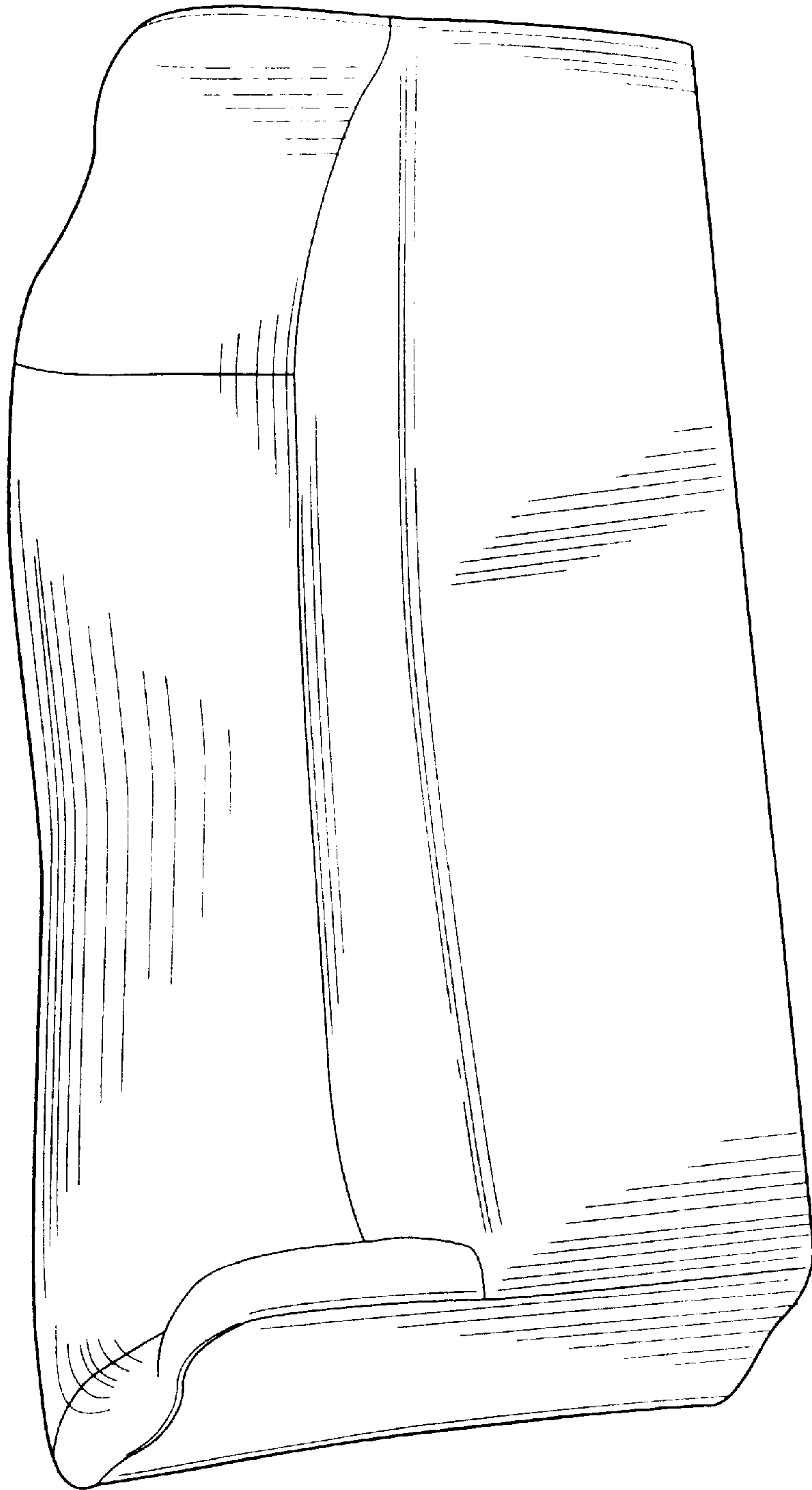
**FIG. 2**



**FIG. 3**



**FIG. 4**



**FIG. 5**