



US00D426346S

United States Patent [19]

Ullmann

[11] Patent Number: **Des. 426,346**

[45] Date of Patent: **** *Jun. 6, 2000**

[54] **SHAVER**

[75] Inventor: **Roland Ullmann**, Offenbach, Germany

[73] Assignee: **Braun GmbH**, Germany

[*] Notice: This patent is subject to a terminal disclaimer.

[**] Term: **14 Years**

[21] Appl. No.: **29/103,985**

[22] Filed: **Apr. 26, 1999**

[30] Foreign Application Priority Data

Oct. 29, 1998 [XH] Hague Agreement DMA/004282

[51] **LOC (7) Cl.** **28-03**

[52] **U.S. Cl.** **D28/49**

[58] **Field of Search** D28/49-53; 30/34.05, 30/34.1, 34.2, 42, 43, 43.1-43.9, 43.91, 43.92, 44, 45, 46

[56] References Cited

U.S. PATENT DOCUMENTS

D. 132,818	6/1942	Streng	D28/51
D. 224,729	9/1972	Van Lelyveld	D29/51
D. 295,564	5/1988	Iwai	D28/49
D. 302,742	8/1989	Sagawa et al.	D28/51
D. 313,090	12/1990	Ullmann	D28/49
D. 351,927	10/1994	Nakashima et al.	D28/51
D. 361,864	8/1995	Nakano	D28/50
D. 367,946	3/1996	Akashi et al.	D28/51
D. 373,852	9/1996	Ullmann	D28/49
D. 374,502	10/1996	Ullmann	D28/49
D. 374,503	10/1996	Ullmann	D28/49
D. 376,669	12/1996	Ullmann	D28/51

D. 380,830	7/1997	Gudefin	D28/44.1
D. 386,822	11/1997	Van Scoyoc et al.	D28/49
D. 389,956	1/1998	Schulz	D28/49
D. 391,676	3/1998	Sulik	D28/51
D. 392,772	3/1998	Ullmann	D28/49
D. 393,930	4/1998	Ullmann	D28/49
D. 401,013	11/1998	Ullmann	D28/49
D. 402,406	12/1998	Jacobs	D28/51
D. 407,532	3/1999	Jacobs	D28/51

OTHER PUBLICATIONS

Argos Spring/Summer 1988—cat.1) p. 60: item No. 5; 2) p. 61: item No. 18.

Wahl trade brochure for Teen Breeze™ Cordless Wet/Dry Shaver c 1991.

HomeWorld Business® Sep. 27–Oct. 10/1993, shavers shown on p. 56.

Hecht's Sale Catalog; top row: items C–F.

Primary Examiner—Ted Shooman

Assistant Examiner—C Tuttle

Attorney, Agent, or Firm—Fish & Richardson P.C.

[57] CLAIM

The ornamental design for a shaver, as shown and described.

DESCRIPTION

FIG. 1 is a top, front and right side perspective view of a shaver, showing my design;

FIG. 2 is a front view thereof;

FIG. 3 is a right-side view thereof;

FIG. 4 is a left-side view thereof;

FIG. 5 is a rear view thereof;

FIG. 6 is a top plan view thereof; and,

FIG. 7 is a bottom plan view thereof.

1 Claim, 5 Drawing Sheets






FIG. 1



FIG. 2




FIG. 3




FIG. 4




FIG. 5




FIG. 6




FIG. 7