



US00D426311S

United States Patent [19]

Horowitz et al.

[11] Patent Number: **Des. 426,311**

[45] Date of Patent: **** Jun. 6, 2000**

[54] **COMBINED VIBRATOR AND MASSAGER**

3,549,920 12/1970 Tavel .
4,998,542 3/1991 Kallianos et al. 131/365

[75] Inventors: **Howard Horowitz**, Flushing; **Edward Seidner**, Syosset, both of N.Y.

OTHER PUBLICATIONS

Tender Box brochure, 1983, item G, Naturales Tubes.

[73] Assignee: **SirGar, Inc.**, Flushing, N.Y.

Primary Examiner—Stella Reid
Attorney, Agent, or Firm—Morse & Altman

[**] Term: **14 Years**

[57] CLAIM

[21] Appl. No.: **29/089,090**

The ornamental design for a combined vibrator and massager, as shown and described.

[22] Filed: **Jun. 8, 1998**

[51] **LOC (7) Cl.** **28-03**

DESCRIPTION

[52] **U.S. Cl.** **D24/215; D27/101**

[58] **Field of Search** D24/215, 211,
D24/200; 601/46, 67, 78, 80, 84, 85, 87;
D27/101; D9/305, 306, 914; 131/360, 365

FIG. 1 is a top plan view of a combined vibrator and massager, showing our new design, with the double diagonal lines representing shadowing;

[56] References Cited

U.S. PATENT DOCUMENTS

D. 210,922	4/1968	Tavel .	
D. 234,724	4/1975	Tavel .	
D. 237,807	11/1975	Russell, Jr. et al.	D9/306 X
D. 273,132	3/1984	Moloff .	
D. 322,333	12/1991	Raich	D27/101
D. 350,215	8/1994	Bondy	D27/101
D. 357,323	4/1995	Leonard et al. .	
D. 368,140	3/1996	Hopper .	
973,497	10/1910	Gessler	131/360
2,104,429	1/1938	Lipsner	D24/200 X
2,985,175	5/1961	Rich	131/360
3,375,381	3/1968	Tavel	310/81

FIG. 2 is a side view thereof, the opposite side view being a mirror image;

FIG. 3 is a bottom view thereof;

FIG. 4 is a front end view thereof;

FIG. 5 is a back end view thereof;

FIG. 6 is a top plan view of a second embodiment of FIG. 1, with the singular diagonal lines representing brown or tan coloring;

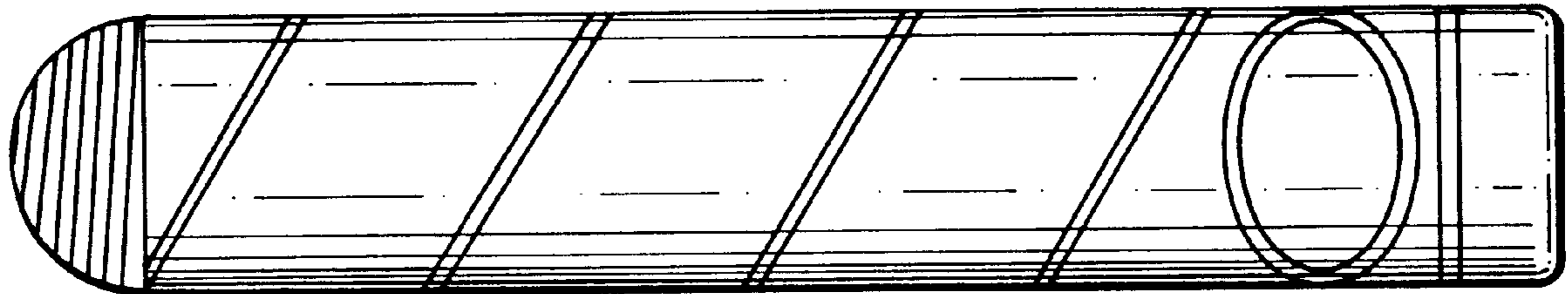
FIG. 7 is a side view thereof, the opposite side view being a mirror image;

FIG. 8 is a bottom view thereof;

FIG. 9 is a front end view thereof; and,

FIG. 10 is a back end view thereof.

1 Claim, 2 Drawing Sheets



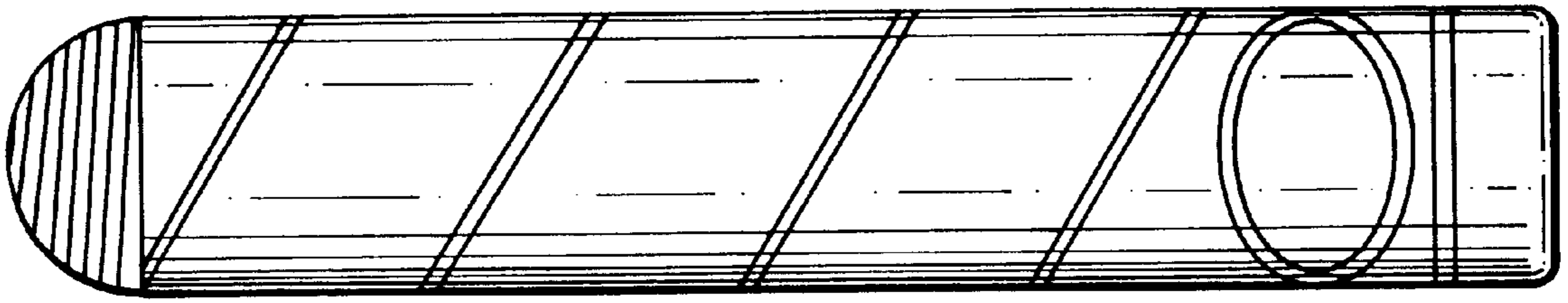


FIG. 1

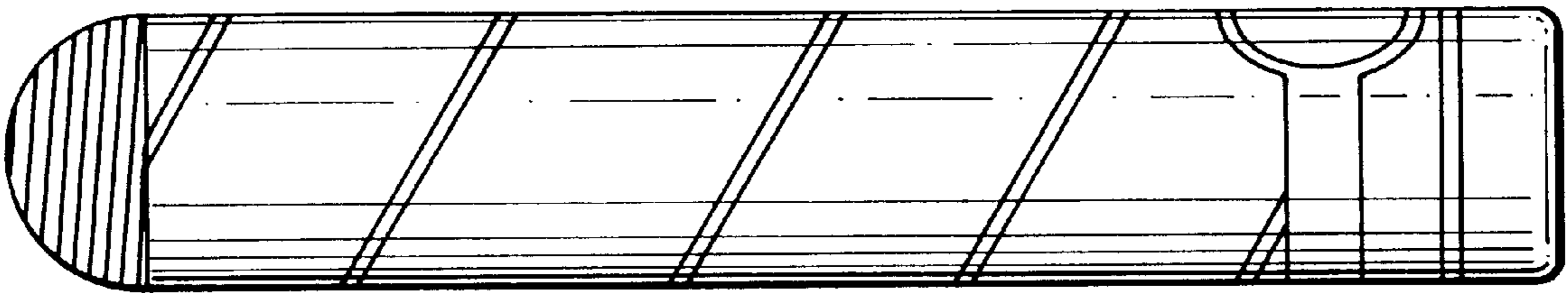


FIG. 2

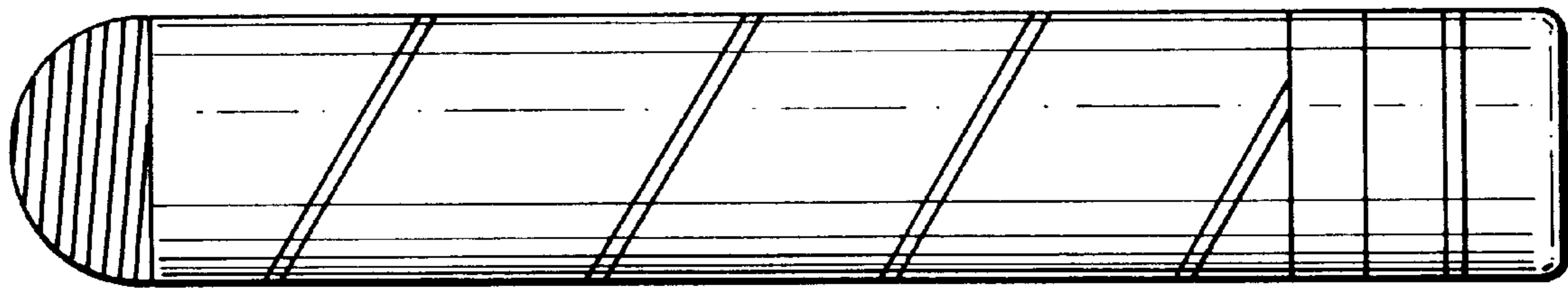


FIG. 3




FIG. 4

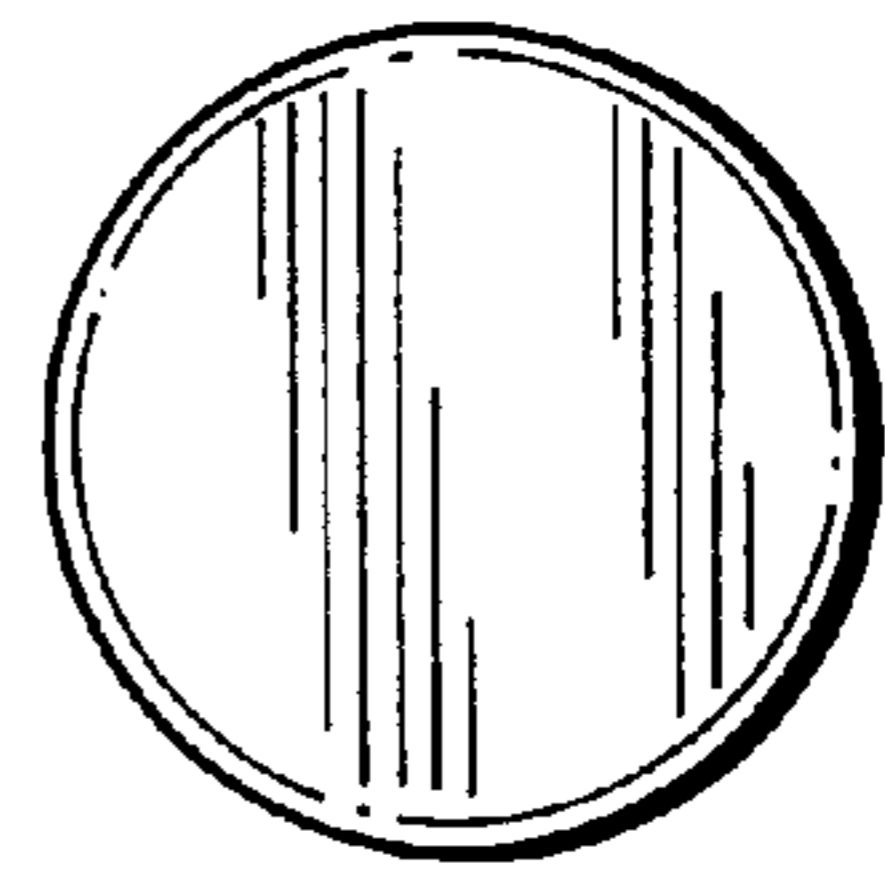


FIG. 5

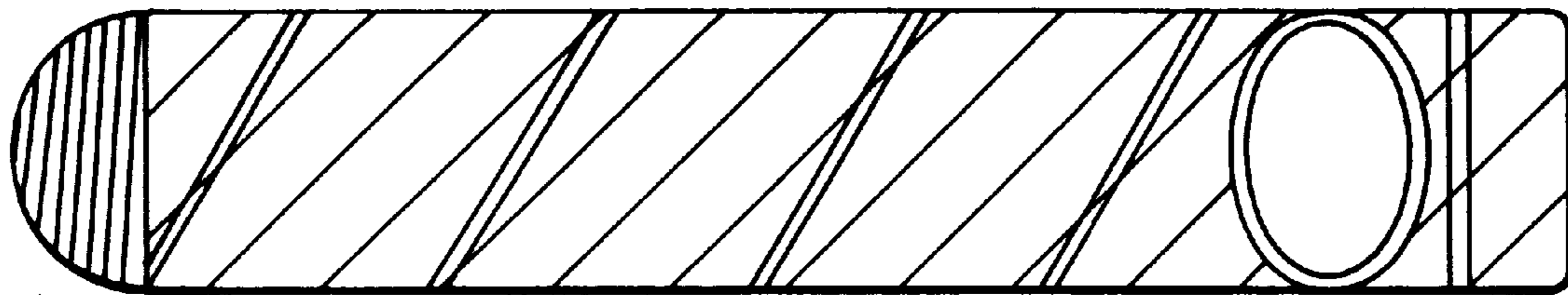


FIG. 6

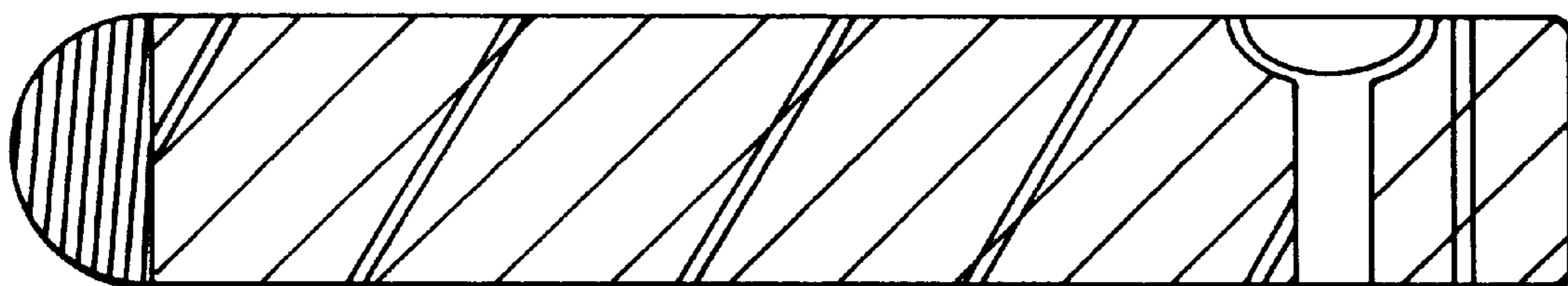


FIG. 7



FIG. 8




FIG. 9

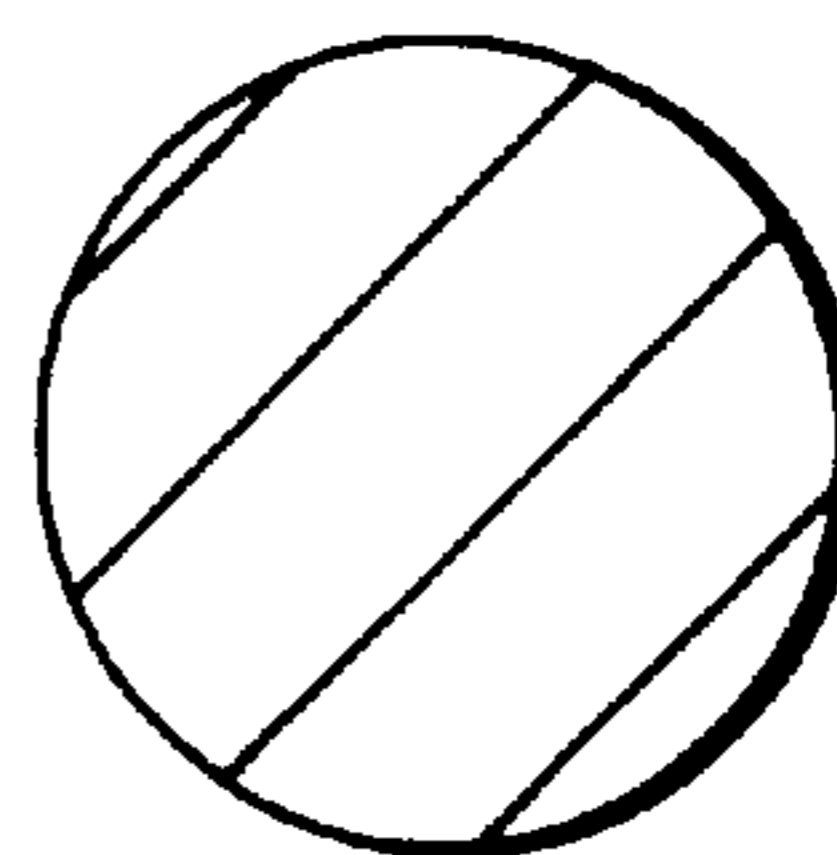


FIG. 10