



US00D426277S

**United States Patent** [19]  
**McTague**

[11] **Patent Number: Des. 426,277**  
[45] **Date of Patent: \*\* Jun. 6, 2000**

[54] **GOLF CLUB SHAFT**

[76] Inventor: **William McTague**, R.R. 1 Box 117E,  
Deering, N.H. 03244

[\*\*] Term: **14 Years**

[21] Appl. No.: **29/106,521**

[22] Filed: **Jun. 16, 1999**

[51] **LOC (7) Cl.** ..... **21-02**

[52] **U.S. Cl.** ..... **D21/757**

[58] **Field of Search** ..... D21/756, 757,  
D21/759; 473/316-323

[56] **References Cited**

**U.S. PATENT DOCUMENTS**

- D. 236,639 9/1975 Kanne ..... D21/757
- D. 236,735 9/1975 Kanne ..... D21/757
- D. 246,003 10/1977 Shimada ..... D21/757

- D. 380,802 7/1997 Franks ..... D21/757
- D. 385,608 10/1997 Hoffmeyer ..... D21/757
- 3,246,894 4/1966 Salisbury ..... 473/316
- 5,735,752 4/1998 Antonious ..... 473/317
- 5,961,396 10/1999 Morell et al. .... 473/320

*Primary Examiner*—Mitchell Siegel  
*Attorney, Agent, or Firm*—Iandiorio & Teska

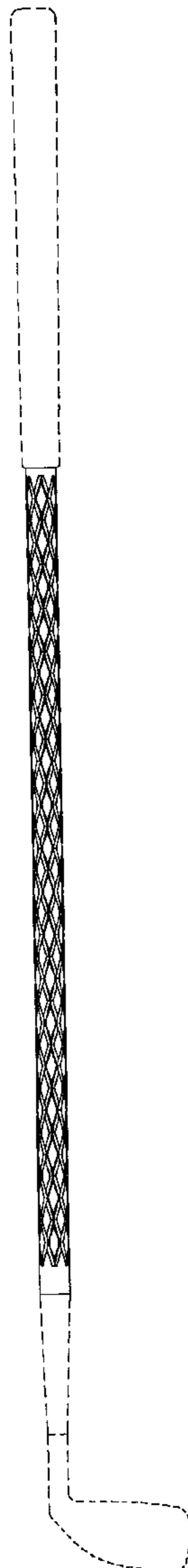
[57] **CLAIM**


The ornamental design for the golf club shaft, shown and described.

**DESCRIPTION**

FIG. 1 is a front view of the golf club shaft of this invention; FIG. 2 is a right side view of the golf club shaft of FIG. 1; FIG. 3 is a rear view of the golf club shaft of FIG. 1; and, FIG. 4 is a left side view of the golf club shaft of FIG. 1.

**1 Claim, 2 Drawing Sheets**






***FIG. 1***



***FIG. 2***



***FIG. 3***



***FIG. 4***