



US00D426270S

United States Patent [19] Rubau

[11] **Patent Number: Des. 426,270**
[45] **Date of Patent: ** Jun. 6, 2000**

[54] **PEDAL CAR**

[75] **Inventor: Joseph Rubau, Braunschweig, Germany**

[73] **Assignee: Volkswagen AG, Wolfsburg, Germany**

[**] **Term: 14 Years**

[21] **Appl. No.: 29/094,062**

[22] **Filed: Sep. 24, 1998**

[51] **LOC (7) Cl. 21-01**

[52] **U.S. Cl. D21/433**

[58] **Field of Search D21/419-435, D21/533, 548, 551, 552, 554, 559; D12/16, 87-88, 92; 446/424-425, 427, 433, 454, 456, 457, 462, 465, 470; 280/87.01, 87.021, 828, 1.13**

[56] **References Cited**

U.S. PATENT DOCUMENTS

- D. 215,317 9/1969 Hood D21/433
- D. 227,244 6/1973 Keene D21/16
- D. 402,332 12/1998 Fichter D21/433

OTHER PUBLICATIONS

Pines Catalog 1970.

Primary Examiner—Raphael Barkai
Attorney, Agent, or Firm—Baker Botts L.L.P.

[57] **CLAIM**

The ornamental design for a pedal car, as shown and described.

DESCRIPTION

The file of this patent contains at least one drawing executed in color. Copies of this patent with color drawings will be provided by the Patent and Trademark Office upon request and payment of the necessary fee.

FIG. 1 is a front view of a pedal car showing my new design;

FIG. 2 is a rear view of the pedal car;

FIG. 3 is a perspective view of the pedal car from the front right side;

FIG. 4 is a perspective view of the pedal car from the right rear side;

FIG. 5 is a left side view of the pedal car.

FIG. 6 is a right side view of the pedal car.

FIG. 7 is a top view of the pedal car; and,

FIG. 8 is a bottom view of the pedal car.

1 Claim, 4 Drawing Sheets

(4 of 4 Drawing Sheet(s) Filed in Color)





FIG. 1




FIG. 2



FIG. 3



FIG. 4




FIG. 5




FIG. 6




FIG. 7




FIG. 8