



US00D426266S

United States Patent [19] Ogomori

[11] **Patent Number: Des. 426,266**
[45] **Date of Patent: ** Jun. 6, 2000**

[54] **AUTOMATIC VENDING MACHINE FOR DRINKS**

D. 378,919 4/1997 Gareiss et al. D20/1 X
4,023,704 5/1977 Pitel et al. 221/75
5,048,717 9/1991 Falk et al. 194/205

[75] Inventor: **Hiroshi Ogomori**, Osaka-fu, Japan

OTHER PUBLICATIONS

[73] Assignee: **Sanyo Electric Co., Ltd.**, Osaka-fu, Japan

Vend, p. 15, National Candy Vender, Nov. 1962.

[**] Term: **14 Years**

Primary Examiner—Nanda Bondade
Attorney, Agent, or Firm—Weingarten, Schurgin, Gagnebin & Hayes LLP

[21] Appl. No.: **29/098,410**

[22] Filed: **Dec. 29, 1998**

[57] CLAIM

[30] Foreign Application Priority Data

Jun. 30, 1998 [JP] Japan 10-19060

The ornamental design for an automatic vending machine for drinks, as shown.

[51] **LOC (7) Cl.** **20-01**

DESCRIPTION

[52] **U.S. Cl.** **D20/4; D20/5**

[58] **Field of Search** D20/1-6; 194/205,
194/212, 255, 350; 221/75, 92, 94-96,
126, 155, 195

FIG. 1 is a top, front, and right side perspective view of my design for an automatic vending machine for drinks;
FIG. 2 is a front view thereof;
FIG. 3 is a top plan view thereof;
FIG. 4 is a right side view thereof;
FIG. 5 is a left side view thereof;
FIG. 6 is a back side view thereof; and,
FIG. 7 is a bottom view thereof.

[56] References Cited

U.S. PATENT DOCUMENTS

D. 187,618 4/1960 Moore D20/4
D. 265,745 8/1982 Krakauer D20/4

1 Claim, 4 Drawing Sheets

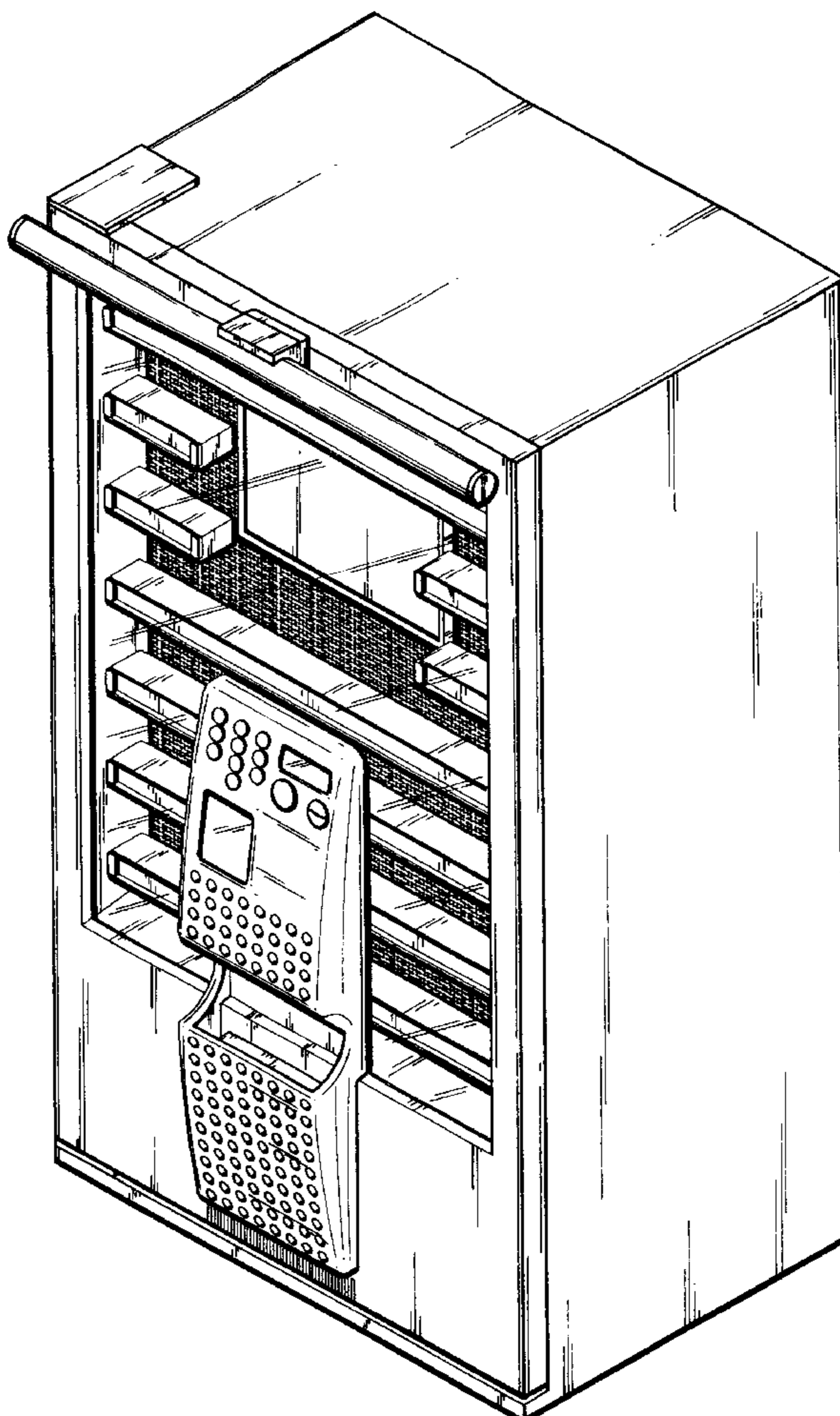


Fig.1

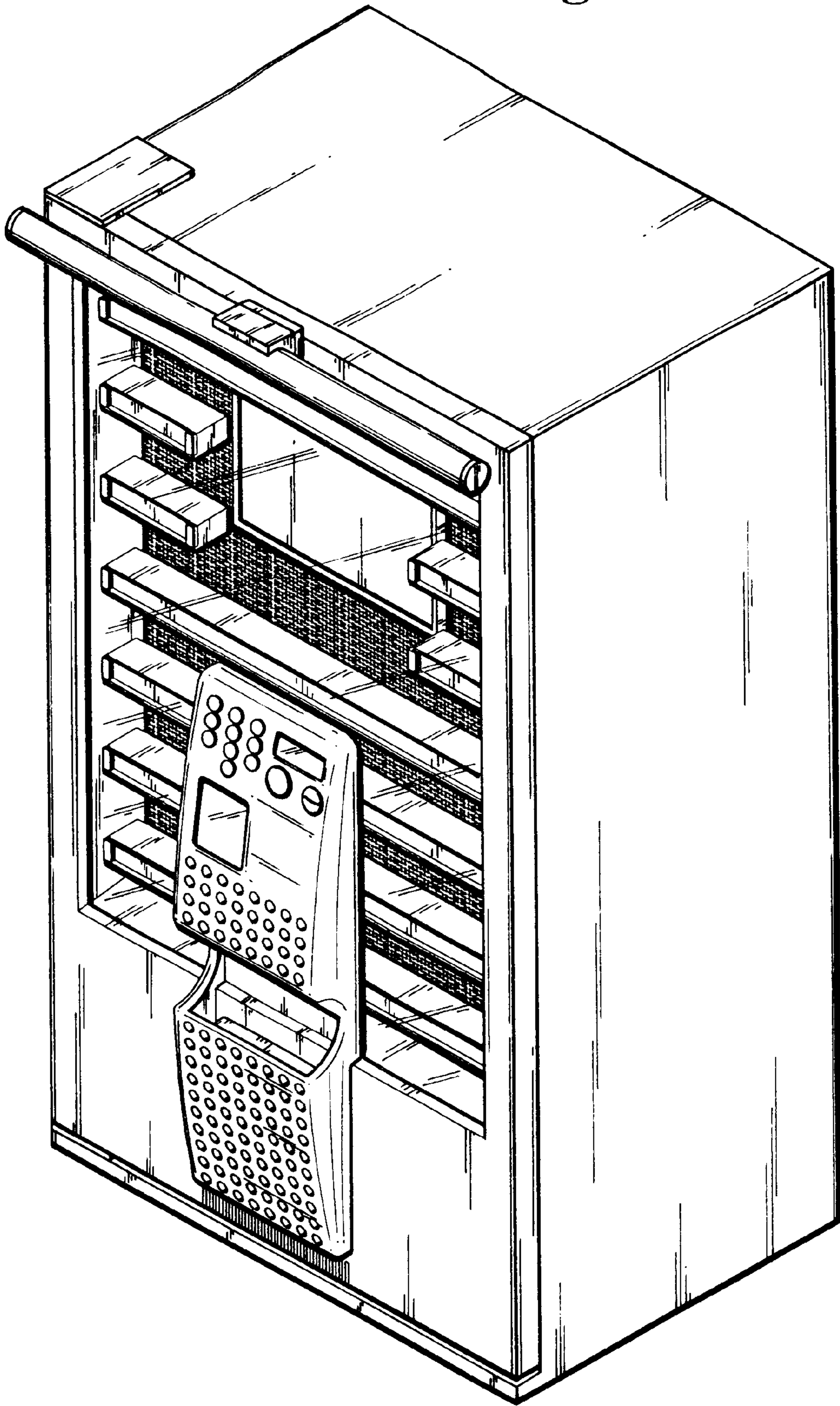


Fig.2

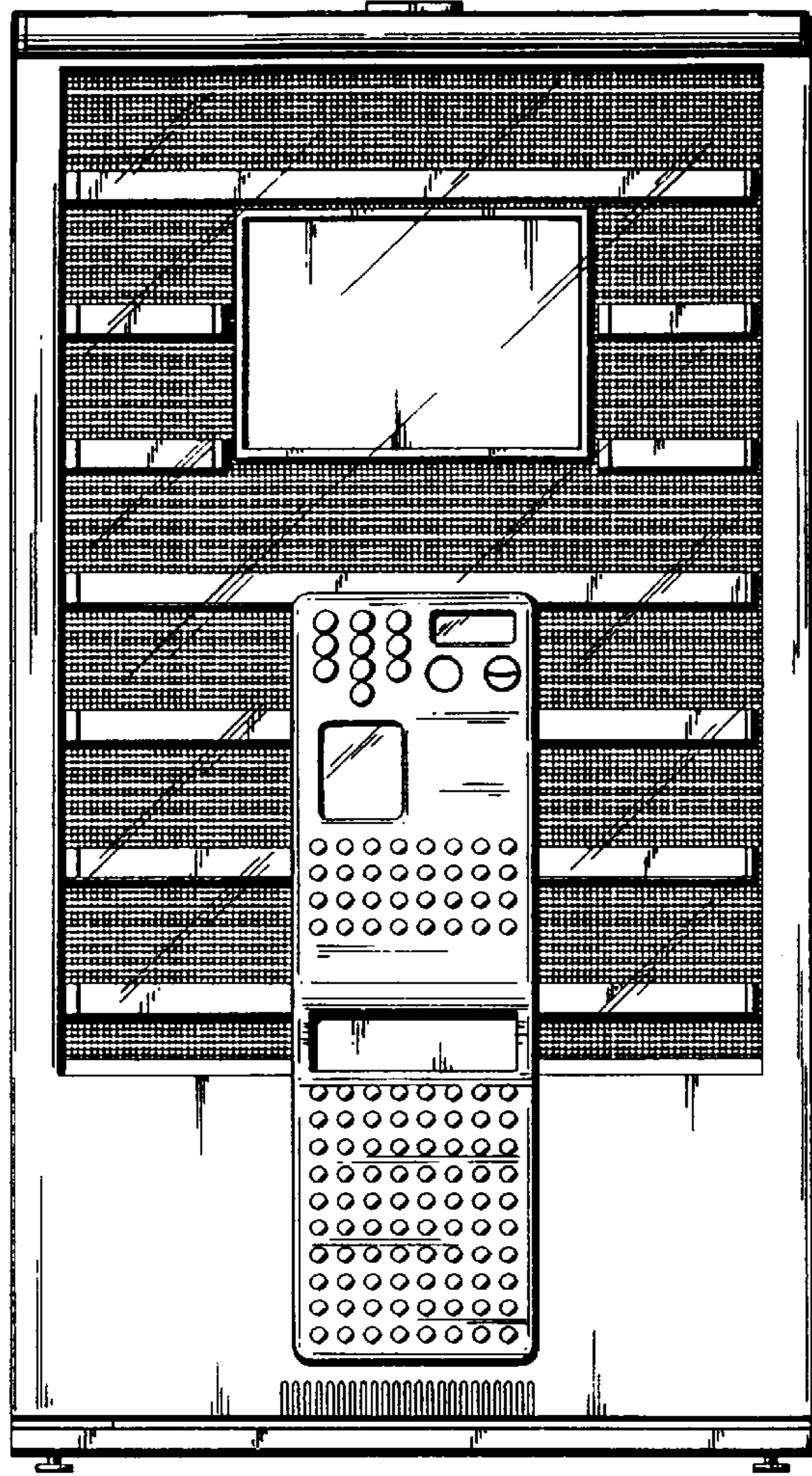


Fig.3

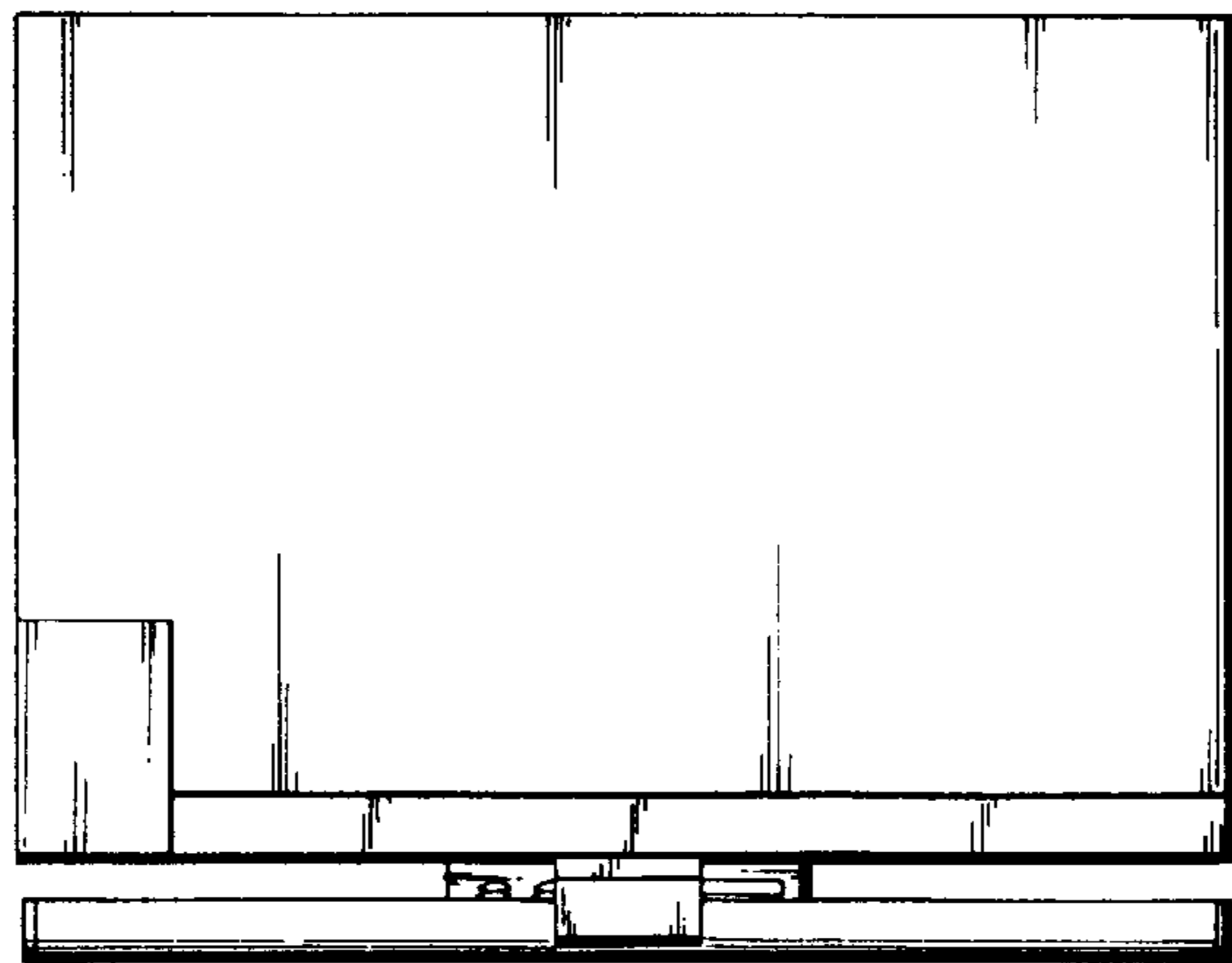


Fig.4




Fig.5




Fig.6




Fig.7

