



US00D426252S

# United States Patent [19]

Ito et al.

[11] Patent Number: **Des. 426,252**

[45] Date of Patent: **\*\* Jun. 6, 2000**

[54] CAMERA

[75] Inventors: **Hideki Ito, Kawagoe; Noboru Tanaka; Masakazu Taku**, both of Yokohama, all of Japan

[73] Assignee: **Canon Kabushiki Kaisha**, Tokyo, Japan

[\*\*] Term: **14 Years**

[21] Appl. No.: **29/108,848**

[22] Filed: **Aug. 5, 1999**

### [30] Foreign Application Priority Data

Feb. 19, 1999 [JP] Japan ..... 11-4036

[51] LOC (7) Cl. .... **16-01**

[52] U.S. Cl. .... **D16/218; D16/202**

[58] Field of Search ..... D16/200-206, D16/208, 209, 217, 218; 358/906, 909.1; 396/535-541

### [56] References Cited

#### U.S. PATENT DOCUMENTS

D. 378,923 4/1997 Ito et al. .... D16/209

D. 396,242	7/1998	Ito .....	D16/209
D. 401,604	11/1998	Ito et al. ....	D16/218
D. 407,731	4/1999	Morishita et al. ....	D16/209
D. 410,482	6/1999	Kawai .....	D16/218
D. 410,665	6/1999	Shinano .....	D16/202
4,456,931	6/1984	Toyoda et al. ....	358/906
4,530,014	7/1985	d'Arc .....	358/909.1

*Primary Examiner*—Adir Aronovich  
*Attorney, Agent, or Firm*—Fitzpatrick, Cella, Harper & Scinto


### [57] CLAIM

The ornamental design for a camera, as shown and described.


### DESCRIPTION

FIG. 1 is a front view of a camera showing our new design; FIG. 2 is a rear view thereof; FIG. 3 is a top plan view thereof; FIG. 4 is a bottom plan view thereof; FIG. 5 is a left side view thereof; FIG. 6 is a right side view thereof; and, FIG. 7 is a perspective view thereof.

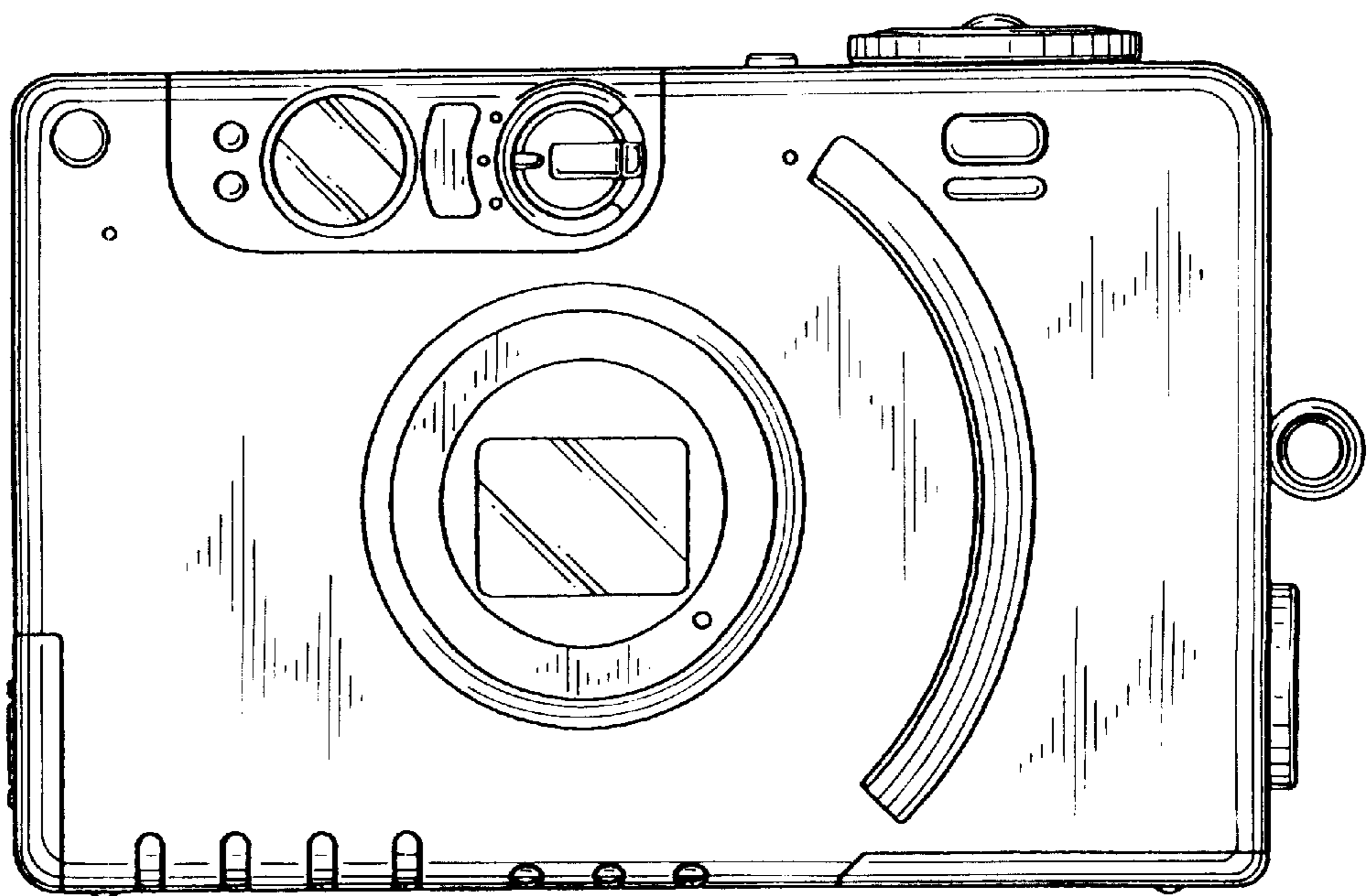
**1 Claim, 3 Drawing Sheets**



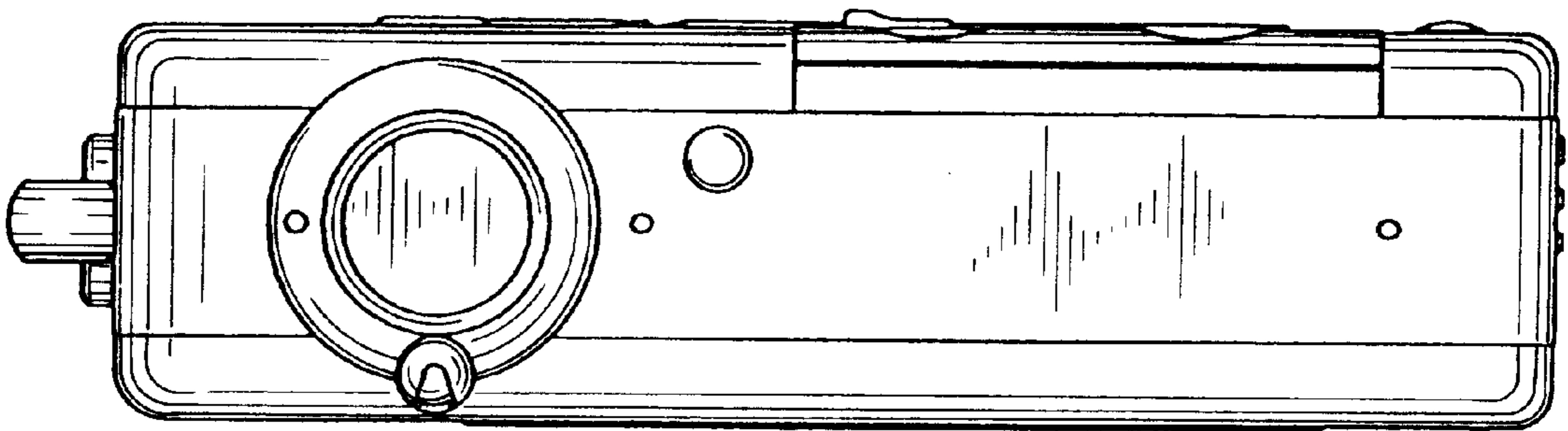
*FIG. 1*



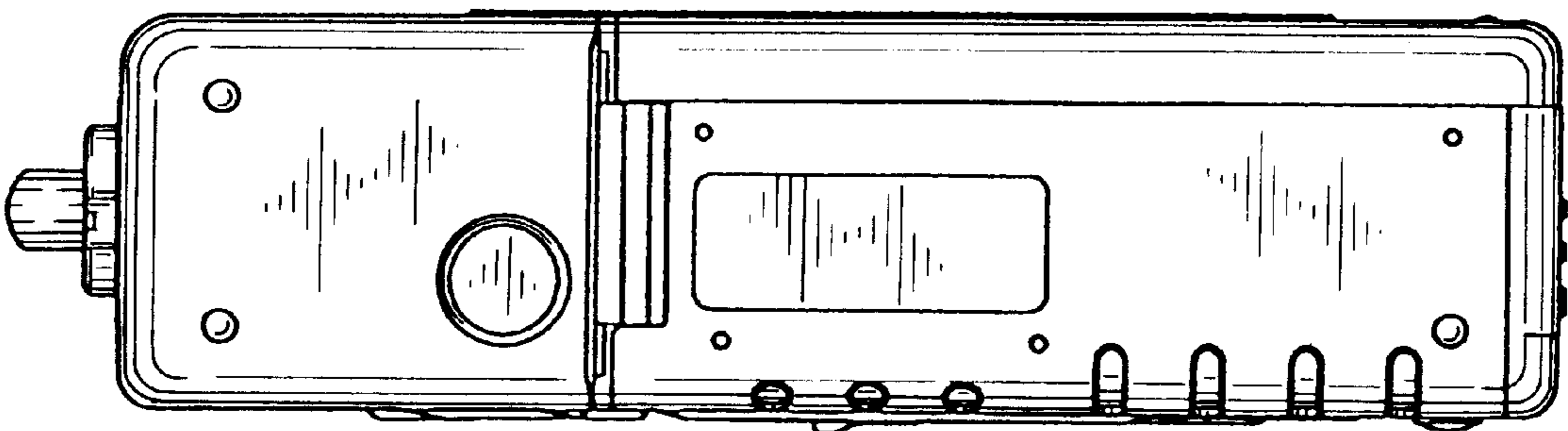
*FIG. 2*




*FIG. 3*



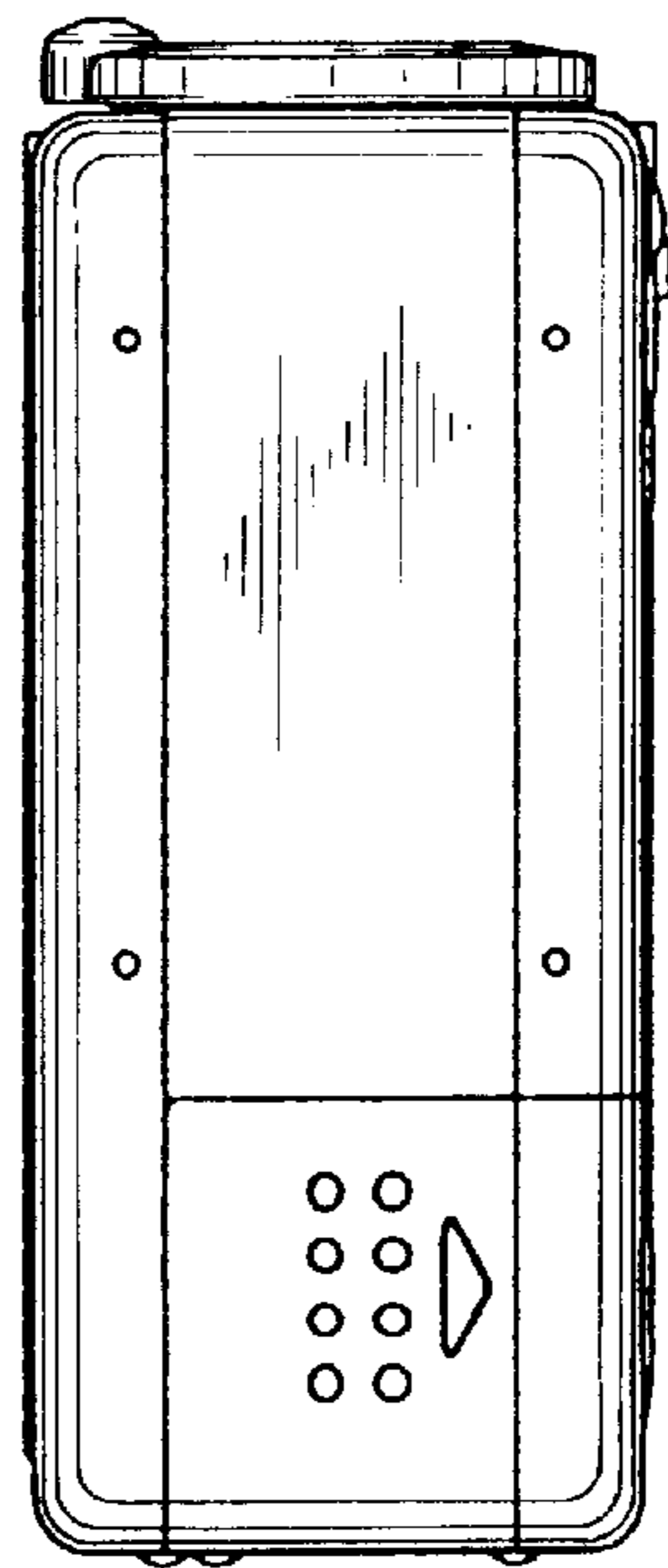
*FIG. 4*



*FIG. 5*



*FIG. 6*



*FIG. 7*

