



US00D426241S

United States Patent [19]

[11] Patent Number: Des. 426,241

Schick et al.

[45] Date of Patent: ** *Jun. 6, 2000

[54] **REMOVABLE COMPUTER DISK CARTRIDGE**

[75] Inventors: **Brian Schick**, San Diego; **Douglas Mayne**, Ramona, both of Calif.; **Shane Nowell**, Riverdale, Utah; **Jonathon Guerra**, San Francisco, Calif.

[73] Assignee: **Iomega Corporation**, Roy, Utah

[*] Notice: This patent is subject to a terminal disclaimer.

[**] Term: **14 Years**

[21] Appl. No.: **29/083,484**

[22] Filed: **Feb. 11, 1998**

[51] **LOC (7) Cl.** **14-02**

[52] **U.S. Cl.** **D14/435**

[58] **Field of Search** D14/100, 107, D14/114; D6/626-7; 360/60, 129, 132-3, 135, 97.01-99.12; 206/312, 307, 308.1, 308.2, 472; 369/291, 273, 77.2

[56] **References Cited**

U.S. PATENT DOCUMENTS

D. 245,125	7/1977	Chou et al.	D14/10
D. 263,222	3/1982	Driscoll	D14/11
D. 274,522	7/1984	Kneale	D14/114
D. 275,676	9/1984	Nakagawa et al.	D14/114
D. 287,597	1/1987	Naoi	D14/114
D. 289,874	5/1987	Sutoh et al.	D14/114
D. 297,938	10/1988	Hara	D14/114
D. 298,251	10/1988	Kato et al.	D14/114
D. 304,720	11/1989	Ashe et al.	D14/114
D. 307,893	5/1990	Kato et al.	D14/114
D. 311,181	10/1990	Miyazawa	D14/114
D. 311,182	10/1990	Nash et al.	D14/114
D. 311,526	10/1990	Hamada et al.	D14/114
D. 312,077	11/1990	Sasaki et al.	D14/114
D. 312,250	11/1990	Sasaki et al.	D14/114
D. 313,412	1/1991	Holmgren	D14/120
D. 315,900	4/1991	Iwata	D14/114
D. 325,468	4/1992	Ohba	D3/35
D. 328,457	8/1992	Matsuzaka	D14/114
D. 340,032	10/1993	Fujisawa	D14/114

D. 342,062	12/1993	Martin	D14/114
D. 342,379	12/1993	Taniyama	D3/35
D. 346,374	4/1994	Miyazaki et al.	D14/114
D. 346,375	4/1994	Miyazaki et al.	D14/114
D. 346,596	5/1994	Kajita et al.	D14/114
D. 347,215	5/1994	Ikenaga	D14/114
D. 351,593	10/1994	Miyazaki	D14/114
D. 356,305	3/1995	Kikutani et al.	D14/114
D. 356,787	3/1995	Miyazaki	D14/114
D. 356,789	3/1995	Miyazaki	D14/114
D. 357,239	4/1995	Kato et al.	D14/114
D. 358,586	5/1995	Miyazaki et al.	D14/114
D. 359,039	6/1995	Kato et al.	D14/114
D. 361,560	8/1995	Shindo	D14/114
D. 363,711	10/1995	Happo	D14/114
D. 364,858	12/1995	McGrath et al.	D14/114
D. 366,476	1/1996	Bordes	D14/114
D. 367,474	2/1996	Ikenaga	D14/114
D. 368,083	3/1996	Hayami et al.	D14/114
D. 369,151	4/1996	Fujisawa	D14/114

(List continued on next page.)

Primary Examiner—M. H. Tung
Attorney, Agent, or Firm—Woodcock Washburn Kurtz Mackiewicz & Norris LLP

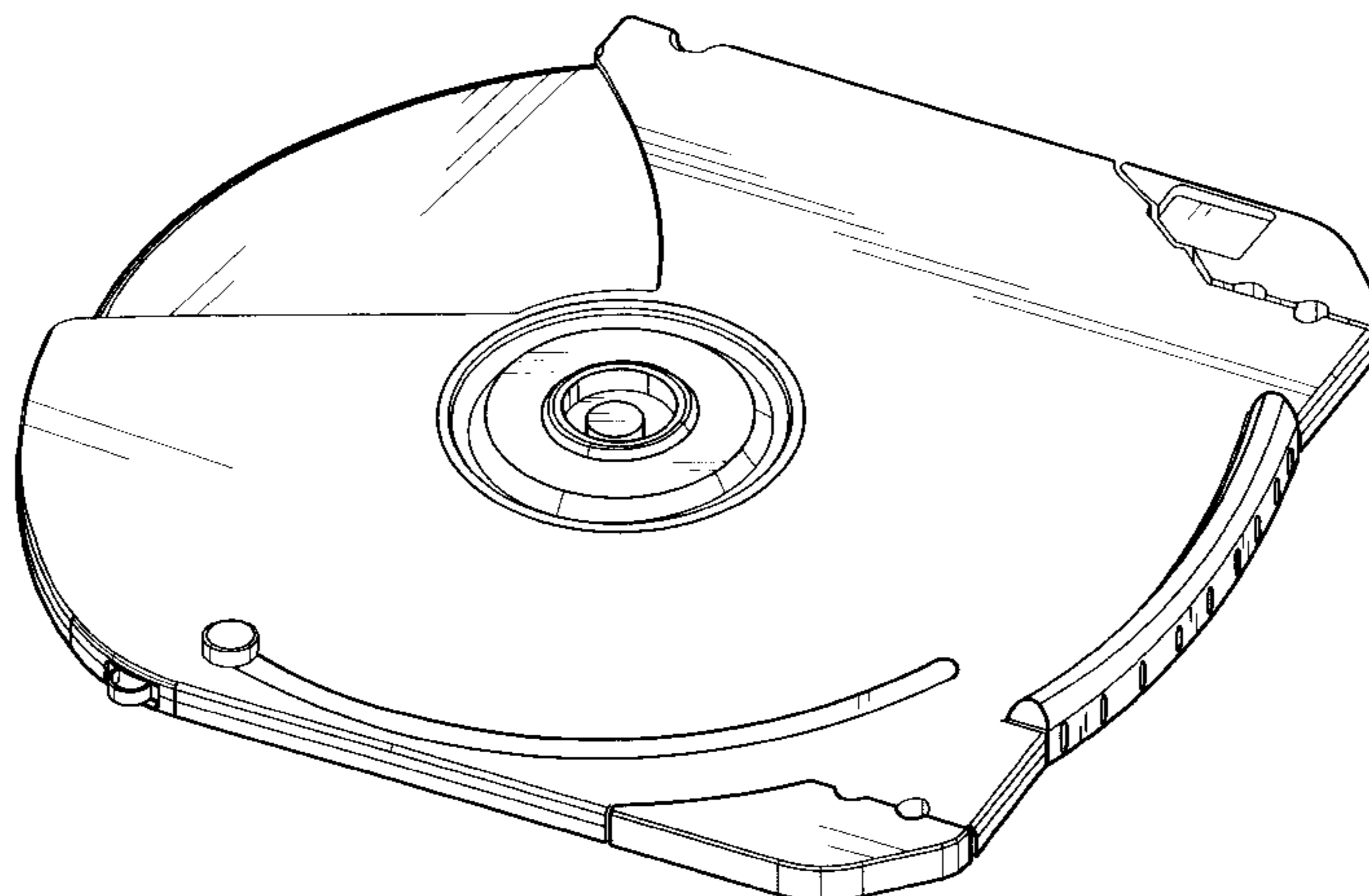
[57] **CLAIM**

An ornamental design for a removable computer disk cartridge, as shown and described.

DESCRIPTION

FIG. 1 is a bottom perspective view of the removable computer disk cartridge, on a greatly enlarged scale; FIG. 2 is a side elevation view of the removable computer disk cartridge embodiment shown in FIG. 1; FIG. 3 is a top plan view of the removable computer disk cartridge embodiment shown in FIG. 1; FIG. 4 is a rear elevation view of the removable computer disk cartridge embodiment of FIG. 1; FIG. 5 is another side elevation view of the removable computer disk cartridge embodiment of FIG. 1; FIG. 6 is a front elevation view of the removable computer disk cartridge embodiment of FIG. 1; and, FIG. 7 is a bottom plan view of the removable computer disk cartridge embodiment shown in FIG. 1 on an enlarged scale.

1 Claim, 3 Drawing Sheets



U.S. PATENT DOCUMENTS

D. 369,152	4/1996	Fujisawa	D14/114	D. 375,491	11/1996	Hata	D14/114
D. 369,153	4/1996	Fujisawa	D14/114	D. 377,344	1/1997	Yamamoto et al.	D14/114
D. 370,009	5/1996	Smedley, Jr. et al.	D14/114	D. 378,518	3/1997	Sumner et al.	D14/114
D. 371,548	7/1996	Yamamoto et al.	D14/114	D. 387,743	12/1997	Takahashi	D14/114
D. 374,220	10/1996	Katayama	D14/114	D. 392,951	3/1998	Fujisawa	D14/114
D. 374,436	10/1996	Yamamoto et al.	D14/114	D. 405,438	2/1999	Nowell et al.	D14/114
D. 375,490	11/1996	Hisatsune	D14/114	D. 407,390	3/1999	Nowell et al.	D14/114
					D. 408,385	4/1999	Schick et al.	D14/114

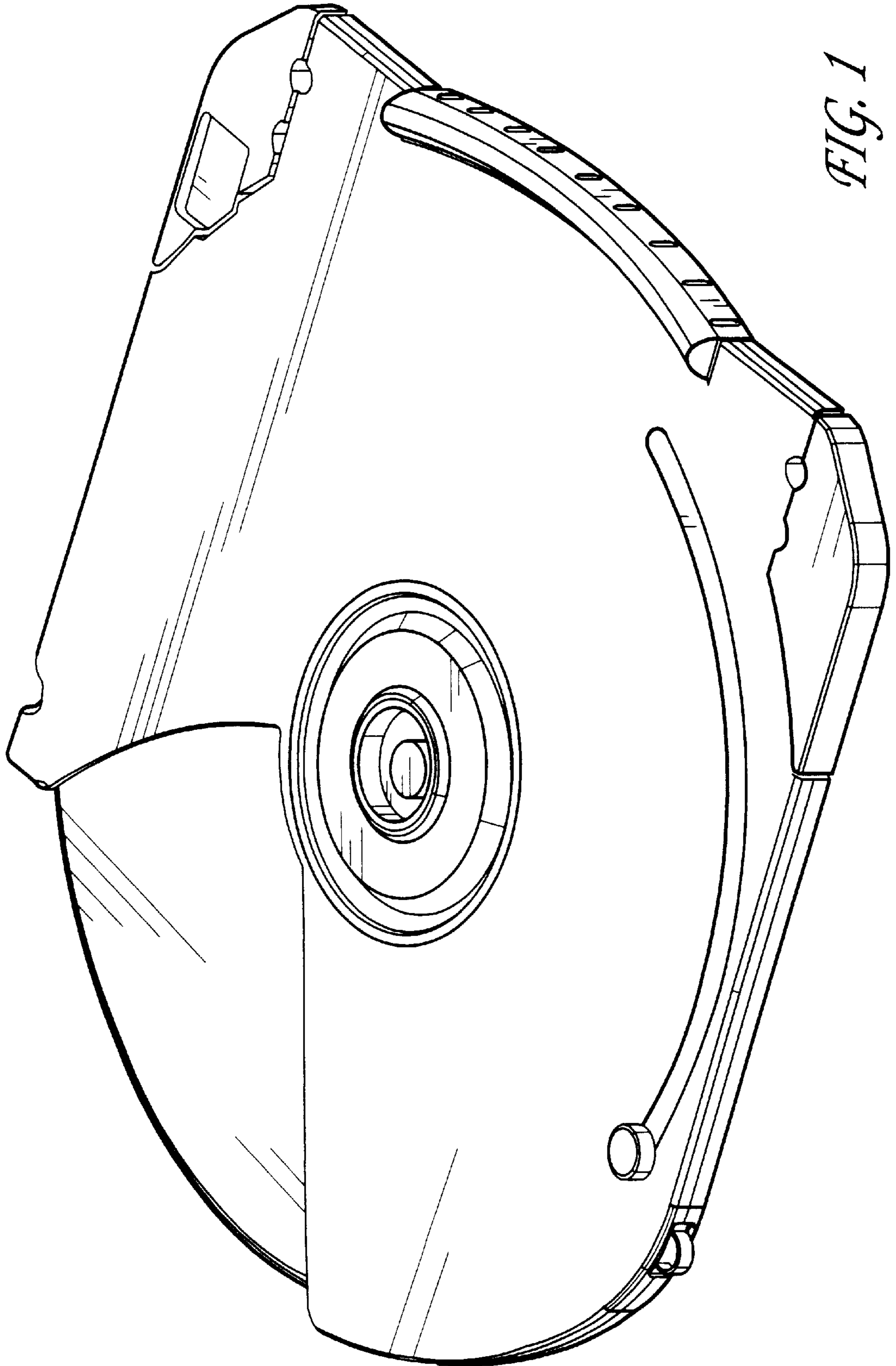


FIG. 1

FIG. 2



FIG. 4



FIG. 6




FIG. 3

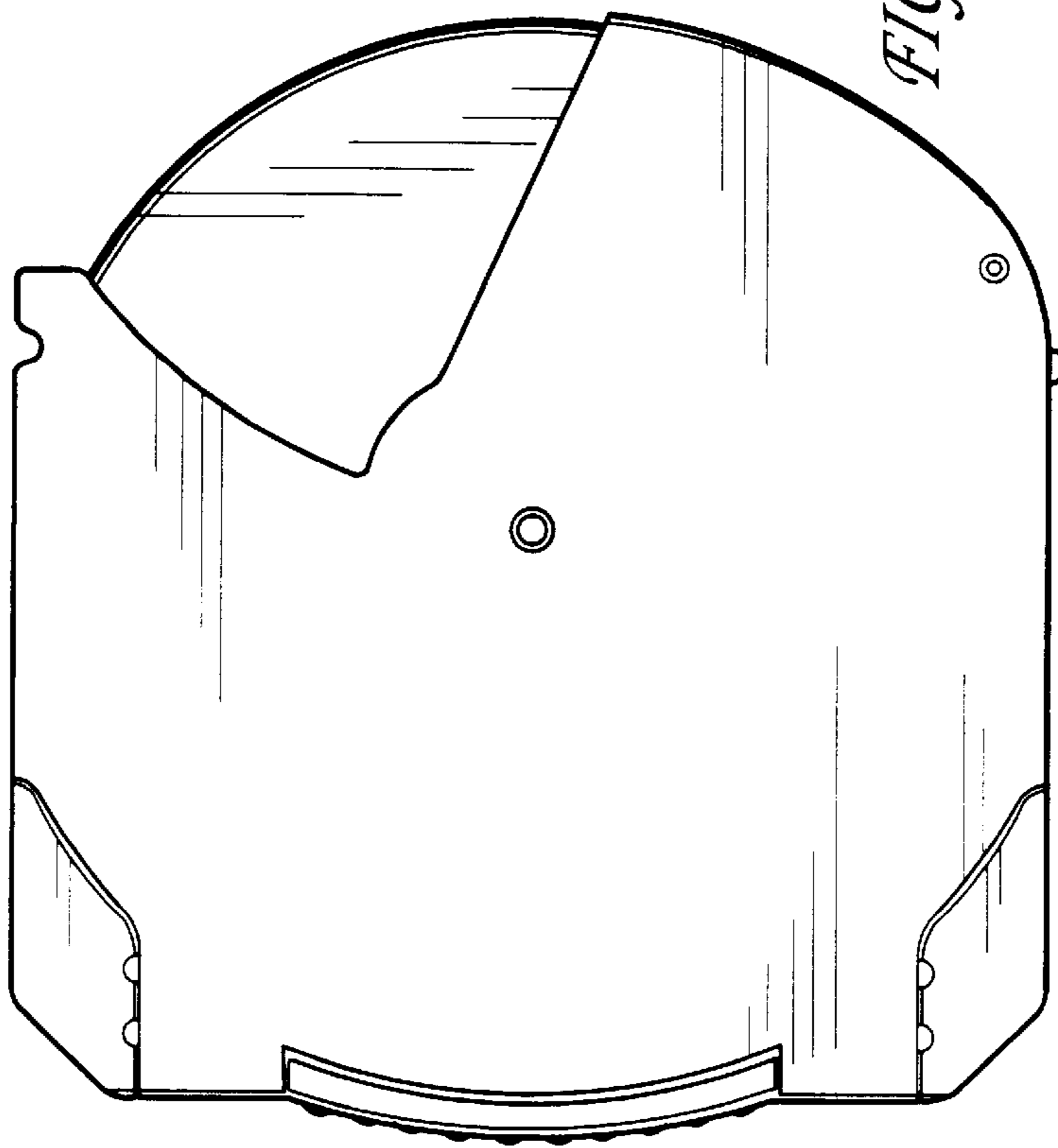


FIG. 5



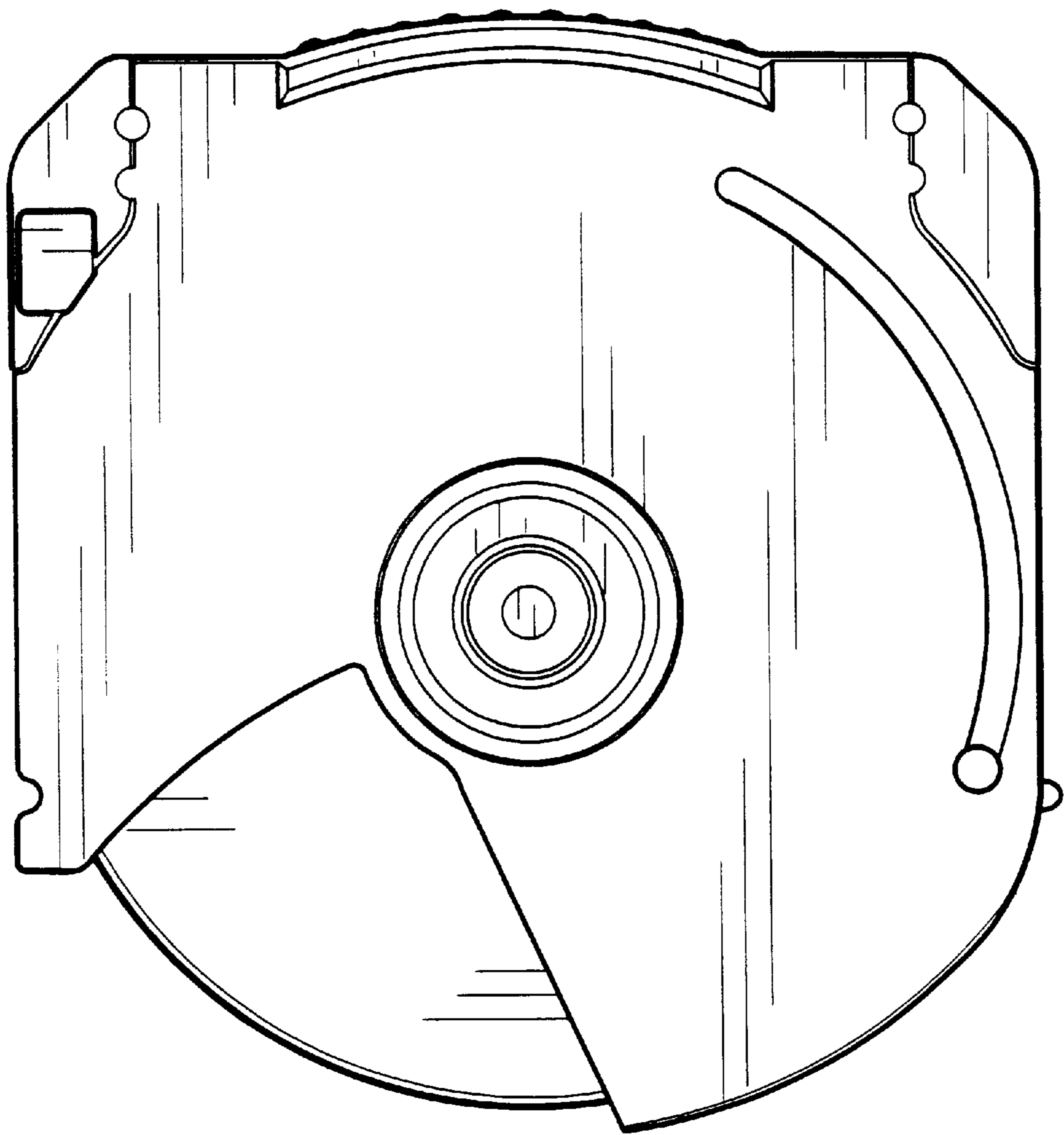


FIG. 7