



US00D426222S

# United States Patent [19] Kobayashi

[11] **Patent Number: Des. 426,222**  
[45] **Date of Patent: \*\* Jun. 6, 2000**

[54] **DISC RECORDER**

[75] Inventor: **Takayuki Kobayashi**, Tokyo, Japan

[73] Assignee: **Sony Corporation**, Tokyo, Japan

[\*\*] Term: **14 Years**

[21] Appl. No.: **29/076,110**

[22] Filed: **Sep. 4, 1997**

[51] **LOC (7) Cl.** ..... **14-01**

[52] **U.S. Cl.** ..... **D14/167; D14/156**

[58] **Field of Search** ..... D14/124, 135-136,  
D14/156-157, 160-162, 164, 167-168,  
188; 312/7.1; 369/75.1, 77.1, 77.2

[56] **References Cited**

**U.S. PATENT DOCUMENTS**

D. 338,007	8/1993	Mauch	.....	D14/156
D. 342,734	12/1993	Kanno	.....	D14/156
D. 377,648	1/1997	Young	.....	D14/156 X
4,811,314	3/1989	Alves	.....	369/75.1 X
5,265,083	11/1993	Ishii et al.	.....	369/75.2

**OTHER PUBLICATIONS**

Catalog "84", pp. 60, Sony (Nov. 1996).

*Primary Examiner*—Nanda Bondade  
*Attorney, Agent, or Firm*—Foley & Lardner

[57] **CLAIM**

The ornamental design for a disc recorder, as shown and described.

**DESCRIPTION**

FIG. 1 is a perspective view of a disc recorder showing my new design;  
FIG. 2 is a top plan view thereof;  
FIG. 3 is a left side elevational view thereof;  
FIG. 4 is a front elevational view thereof;  
FIG. 5 is a bottom plan view thereof;  
FIG. 6 is a right side elevational view thereof;  
FIG. 7 is a rear elevational view thereof; and,  
FIG. 8 is another perspective view thereof, the broken line showing of the inside of the disc recorder is for illustrative purposes only and forms no part of the claimed design.

**1 Claim, 5 Drawing Sheets**




FIG. 1




FIG. 2

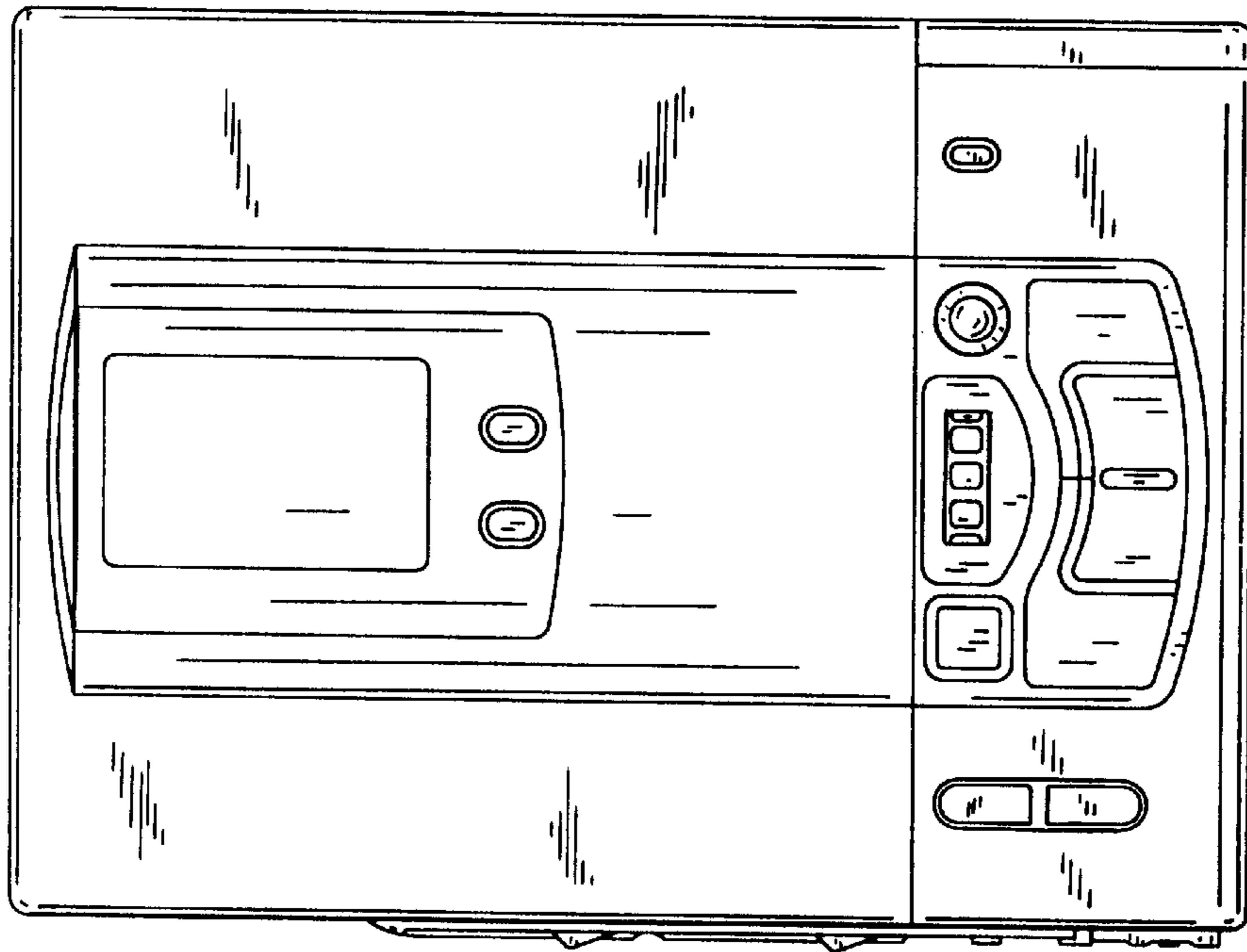


FIG. 5

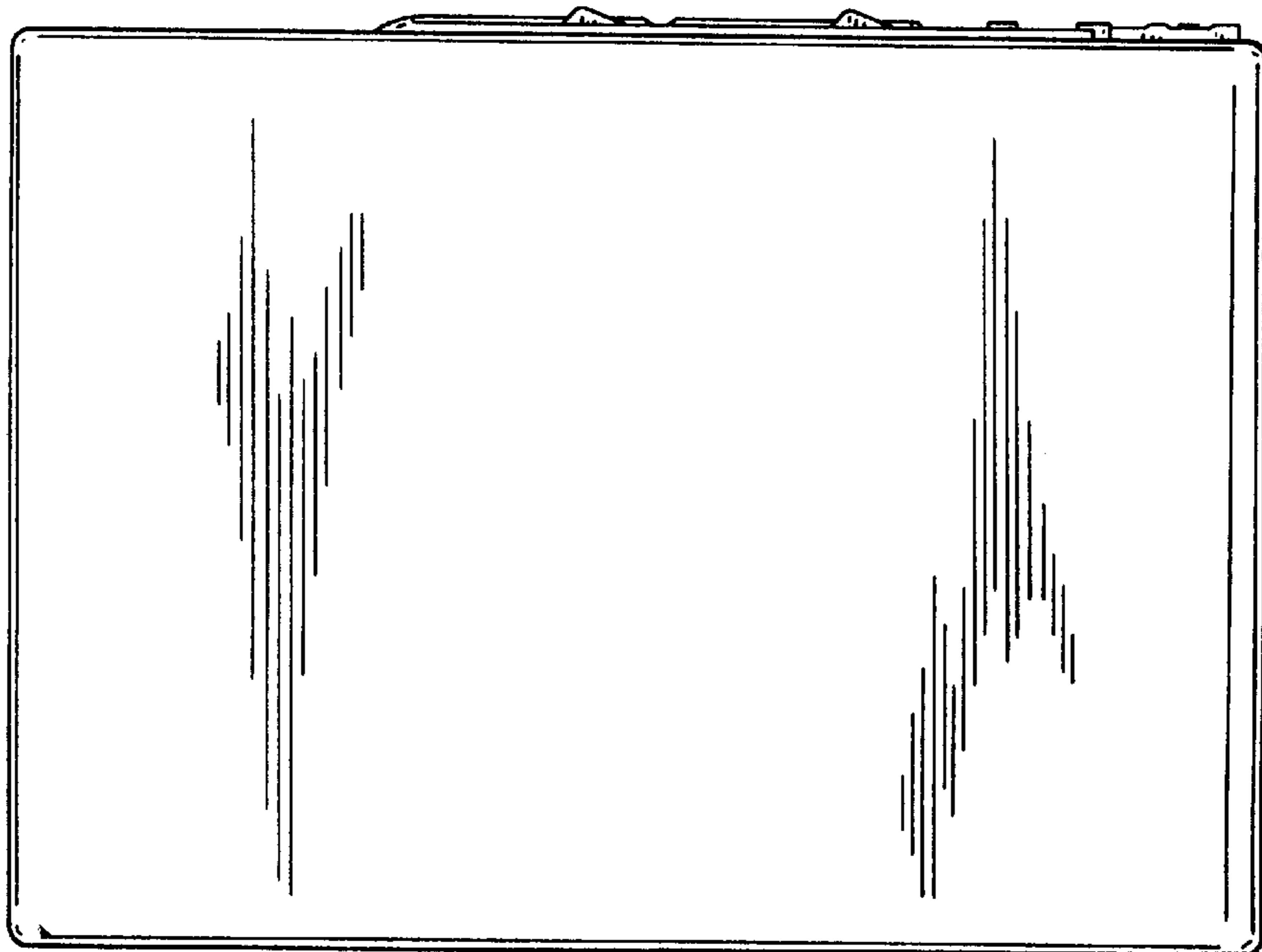


FIG. 6

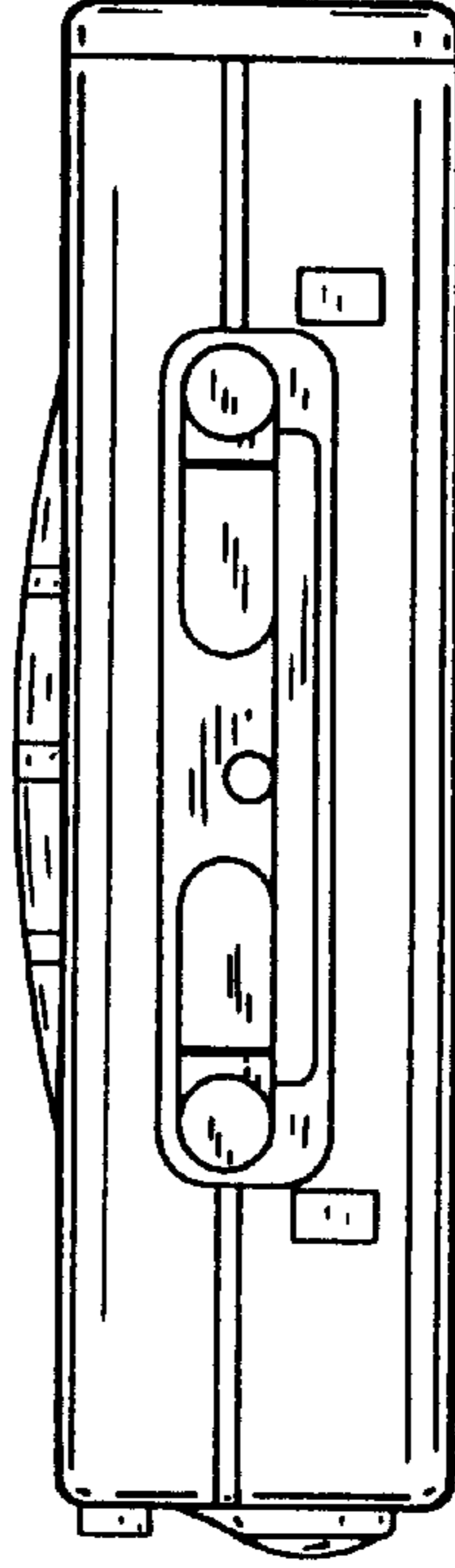


FIG. 3

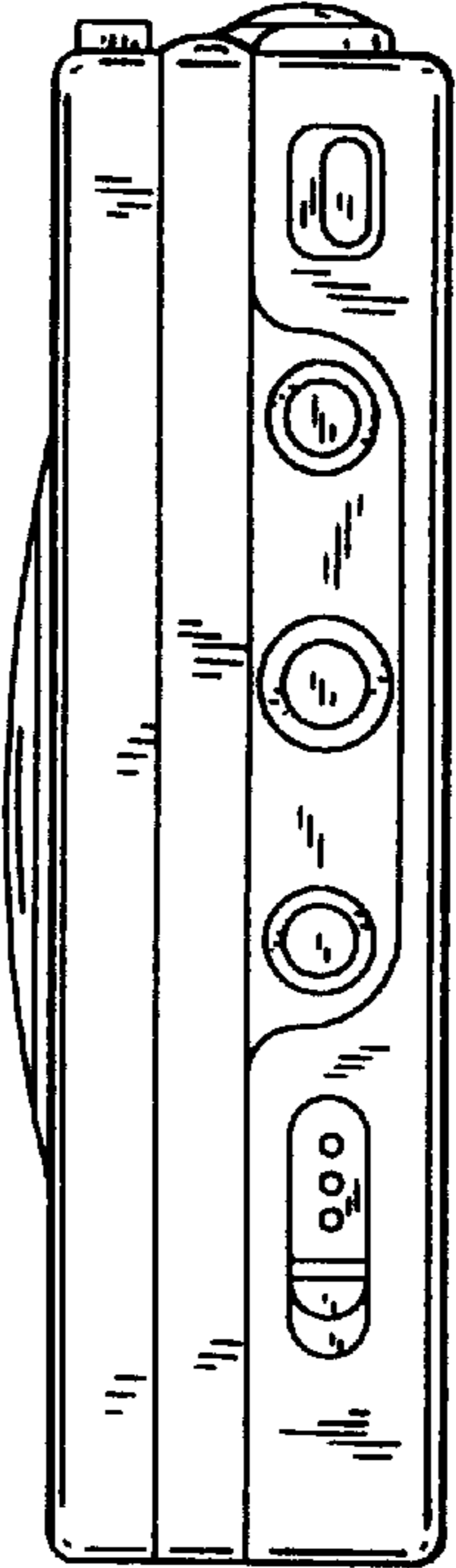


FIG. 7



FIG. 4

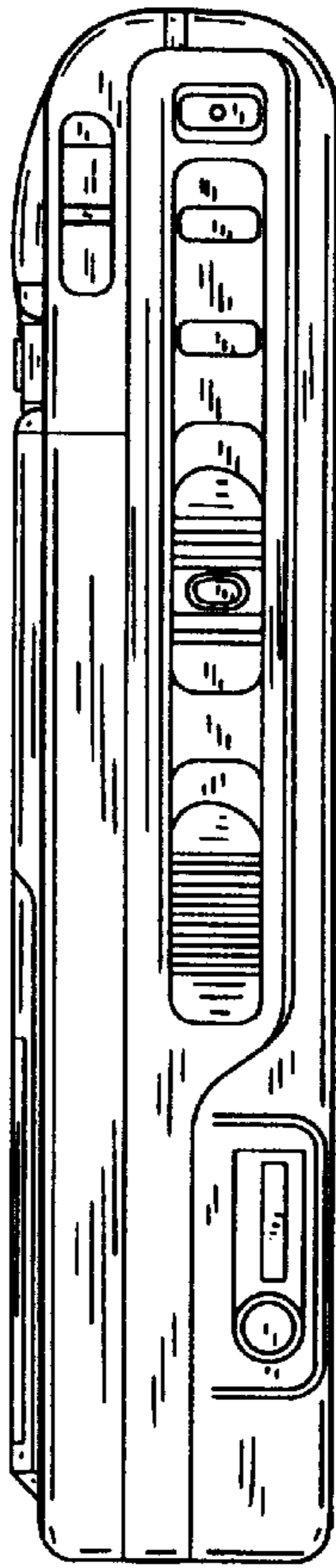


FIG. 8

