



US00D426210S

United States Patent [19]

Johnson et al.

[11] Patent Number: Des. 426,210

[45] Date of Patent: ** Jun. 6, 2000

[54] **ICON FOR A COMPUTER SCREEN**

[75] Inventors: **Mark Johnson**, Smyrna, Ga.; **Annette Wagner**, Mountain View, Calif.

[73] Assignee: **Sun Microsystems, Inc.**, Mountain View, Calif.

[**] Term: **14 Years**

[21] Appl. No.: **29/069,246**

[22] Filed: **Mar. 17, 1997**

[51] **LOC (7) Cl.** **14-02**

[52] **U.S. Cl.** **D14/114.3**

[58] **Field of Search** D14/114, 114.1-114.9; D18/24-29; D10/11; D19/6; D21/324-33; 345/326, 339-40, 347-57

[56] **References Cited**

U.S. PATENT DOCUMENTS

D. 254,379	3/1980	Dickey	D14/114.6	X
D. 254,497	3/1980	Dickey	D14/114.6	X
D. 281,081	10/1985	Zwissler et al.	.		
D. 296,705	7/1988	Wells-Papanek et al.	D14/114.8	
D. 386,167	11/1997	Naughton et al.	D14/114.3	
D. 389,134	1/1998	Naughton et al.	D14/114.3	
D. 398,916	9/1998	Bernardi	D14/114.7	
D. 401,922	12/1998	Naughton et al.	D14/114.3	
D. 404,729	1/1999	Ozawa	D14/114.7	

OTHER PUBLICATIONS

- Fig. 1 is an icon dated 1996.
- Fig. 2 is an icon dated 1996.
- Fig. 3 is an icon dated 1996.
- Fig. 4 is an icon dated 1996.
- Fig. 5 is an icon dated 1992.
- Fig. 6 is an icon dated 1992.
- Fig. 7 is an icon dated 1992.
- Fig. 8 is an icon dated 1992.

- Fig. 9 is an icon dated 1992.
- Fig. 10 is an icon dated 1992.
- Fig. 11 is an icon dated 1992.
- Fig. 12 is an icon dated 1992.
- Fig. 13 is an icon dated 1996.
- Fig. 14 is an icon dated 1992.
- Fig. 15 is an icon dated 1992.
- Fig. 16 is an icon dated 1992.
- Fig. 17 is an icon dated 1992.
- Fig. 18 is an icon dated 1996.
- Fig. 19 is an icon dated prior to 1997.
- Fig. 20 is an icon dated 1992.
- Fig. 21 is an icon dated 1993.
- Duke animation, "Taking Toolbox Out of Pocket", 1992.
- Duke animation, "Putting Toolbox Back Into Pocket", 1992.

Primary Examiner—M. H. Tung
Attorney, Agent, or Firm—Finnegan, Henderson, Farabow, Garrett & Dunner, L.L.P.

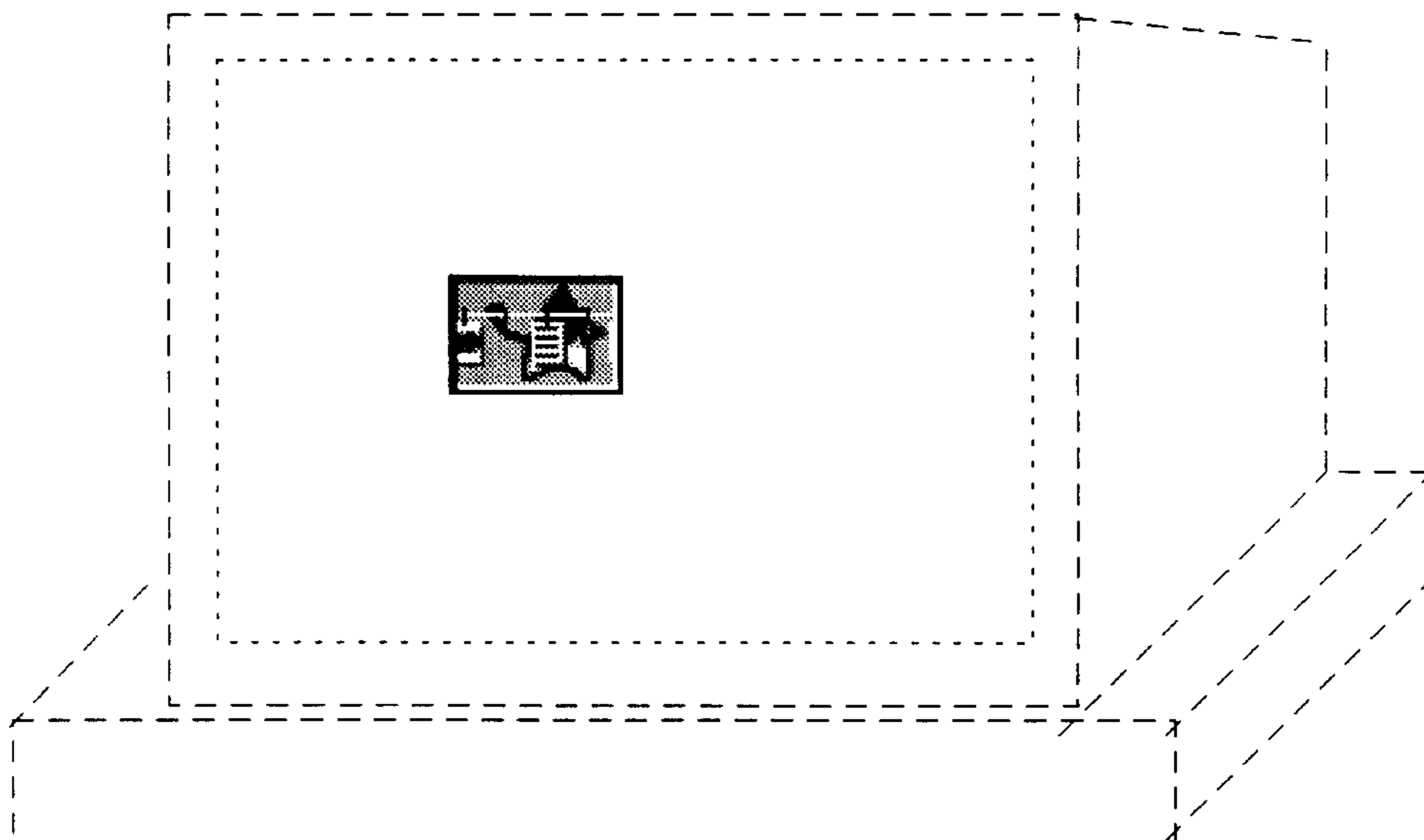
[57] **CLAIM**

The ornamental design for an icon for a computer screen, as shown and described.

DESCRIPTION

FIG. 1 is a perspective view of an icon for a computer screen;
FIG. 2 is a front view of a second embodiment thereof;
FIG. 3 is a front view of a third embodiment thereof;
FIG. 4 is a front view of a fourth embodiment thereof;
FIG. 5 is a front view of a fifth embodiment thereof;
FIG. 6 is a front view of a sixth embodiment thereof;
FIG. 7 is a front view of a seventh embodiment thereof;
FIG. 8 is a front view of an eighth embodiment thereof;
FIG. 9 is a front view of a ninth embodiment thereof; and,
FIG. 10 is a front view of a tenth embodiment thereof.
The broken line drawing of a computer screen in all views is for illustrative purposes only and forms no part of the claimed design.

1 Claim, 10 Drawing Sheets



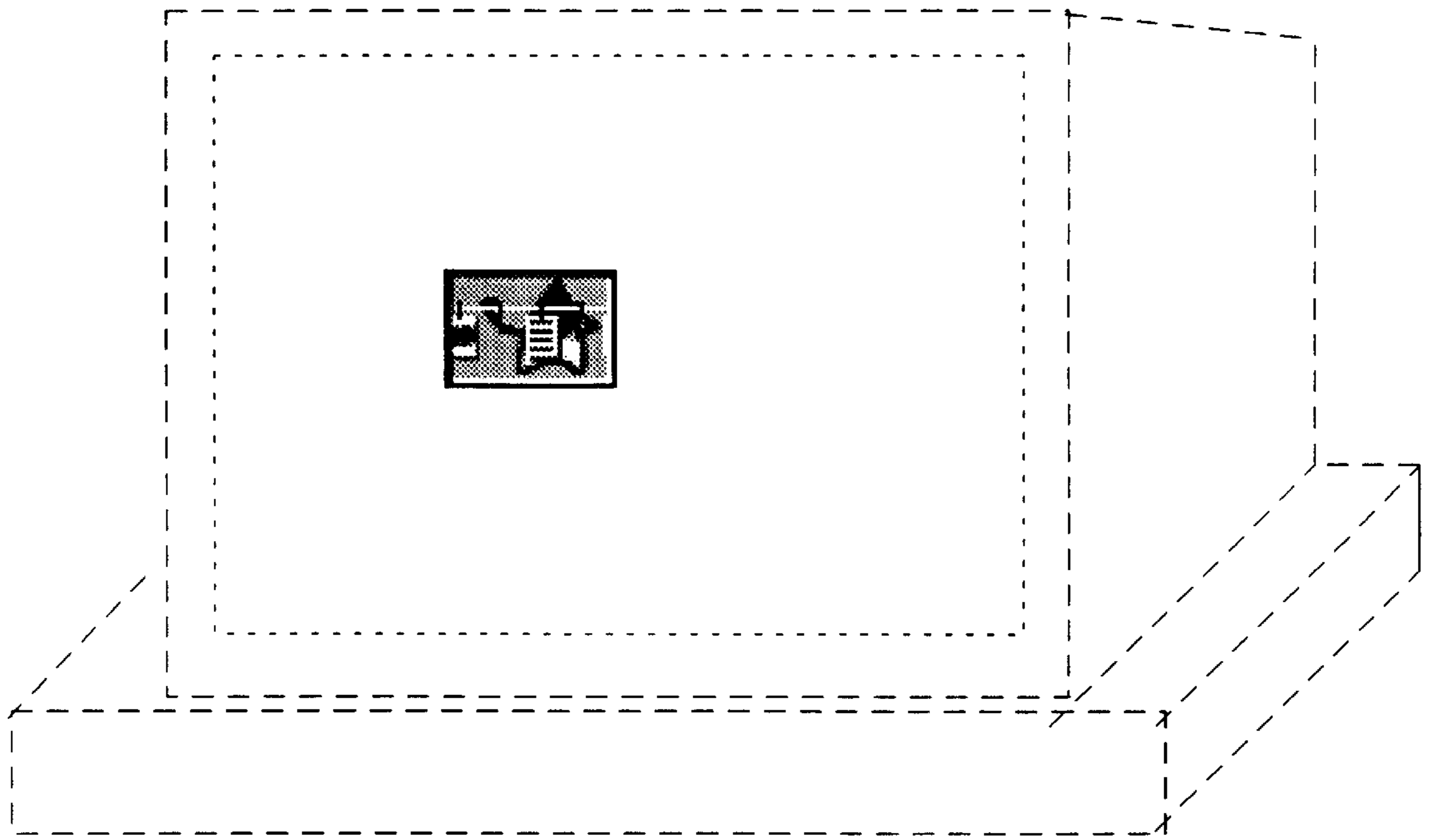


Figure 1

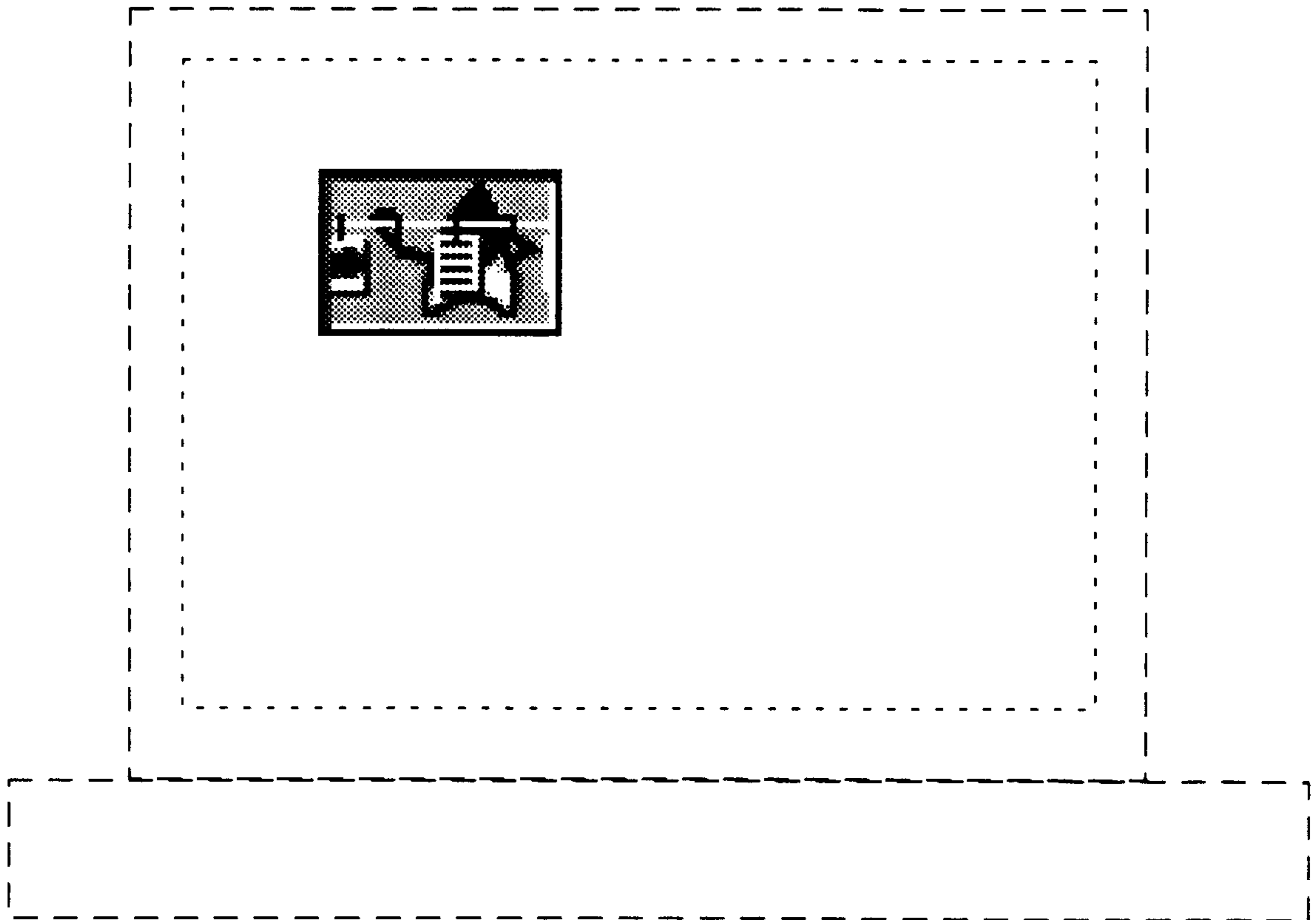


Figure 2

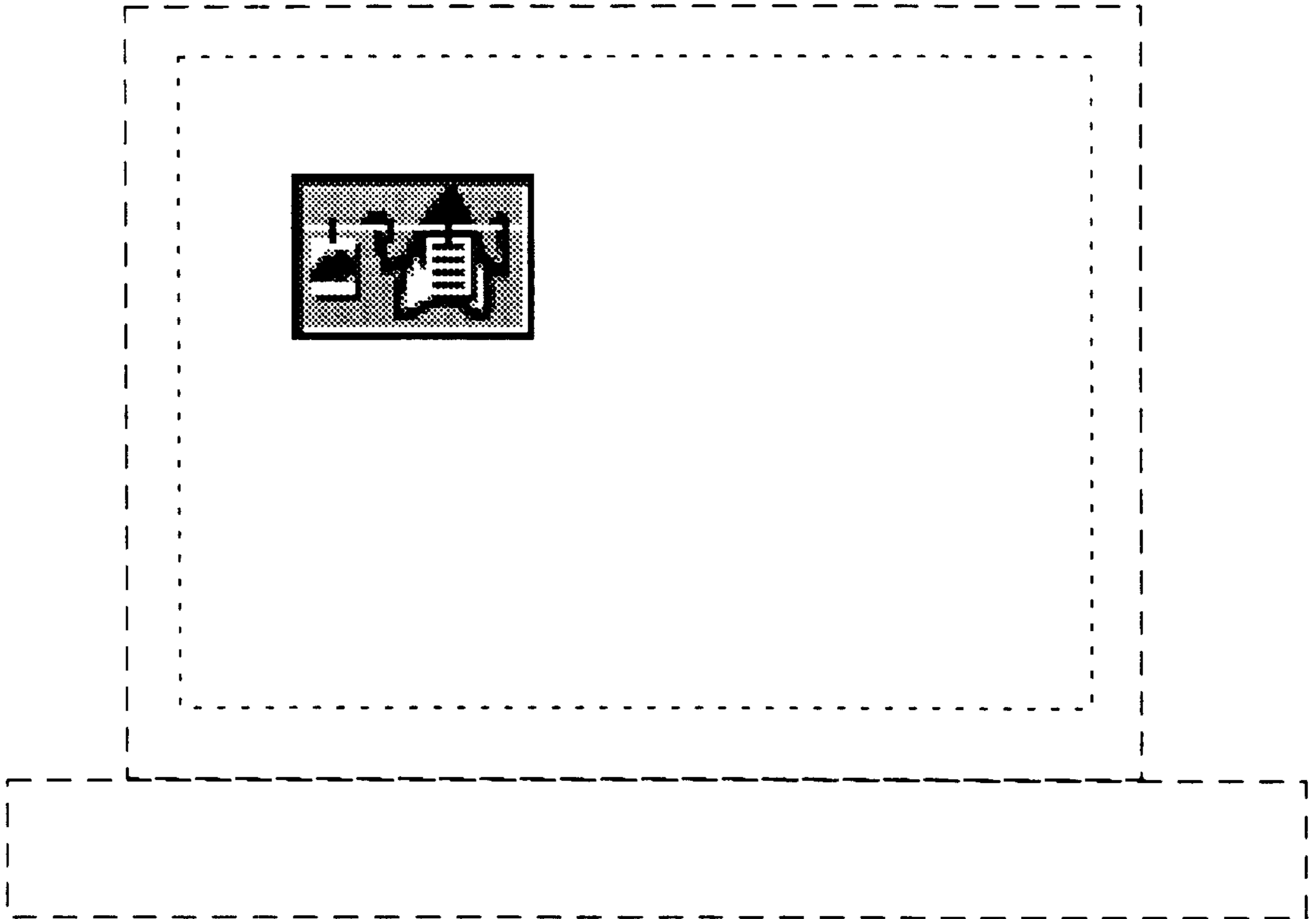


Figure 3




FIG. 4




FIG. 5




FIG. 6




FIG. 7

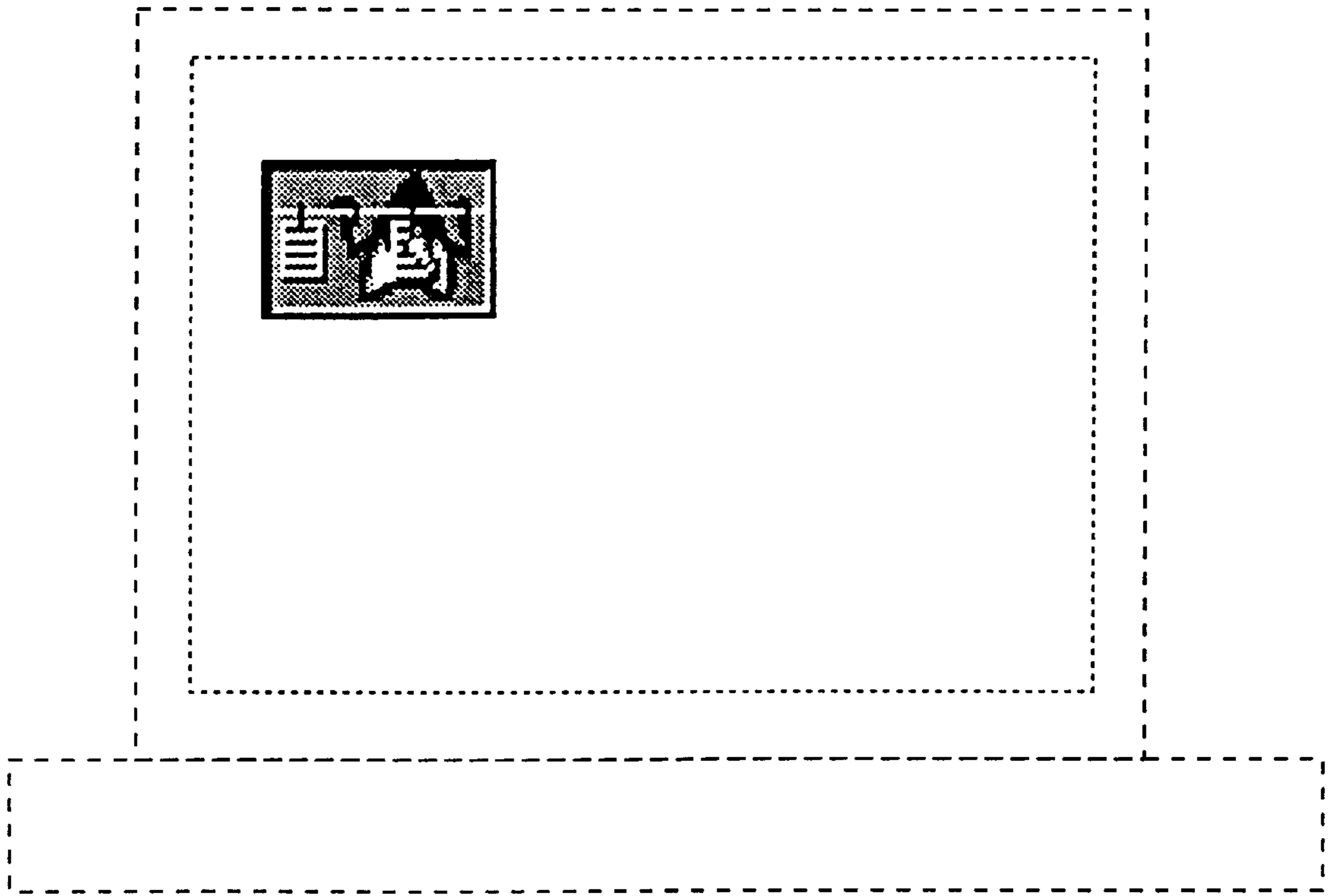


FIG. 8

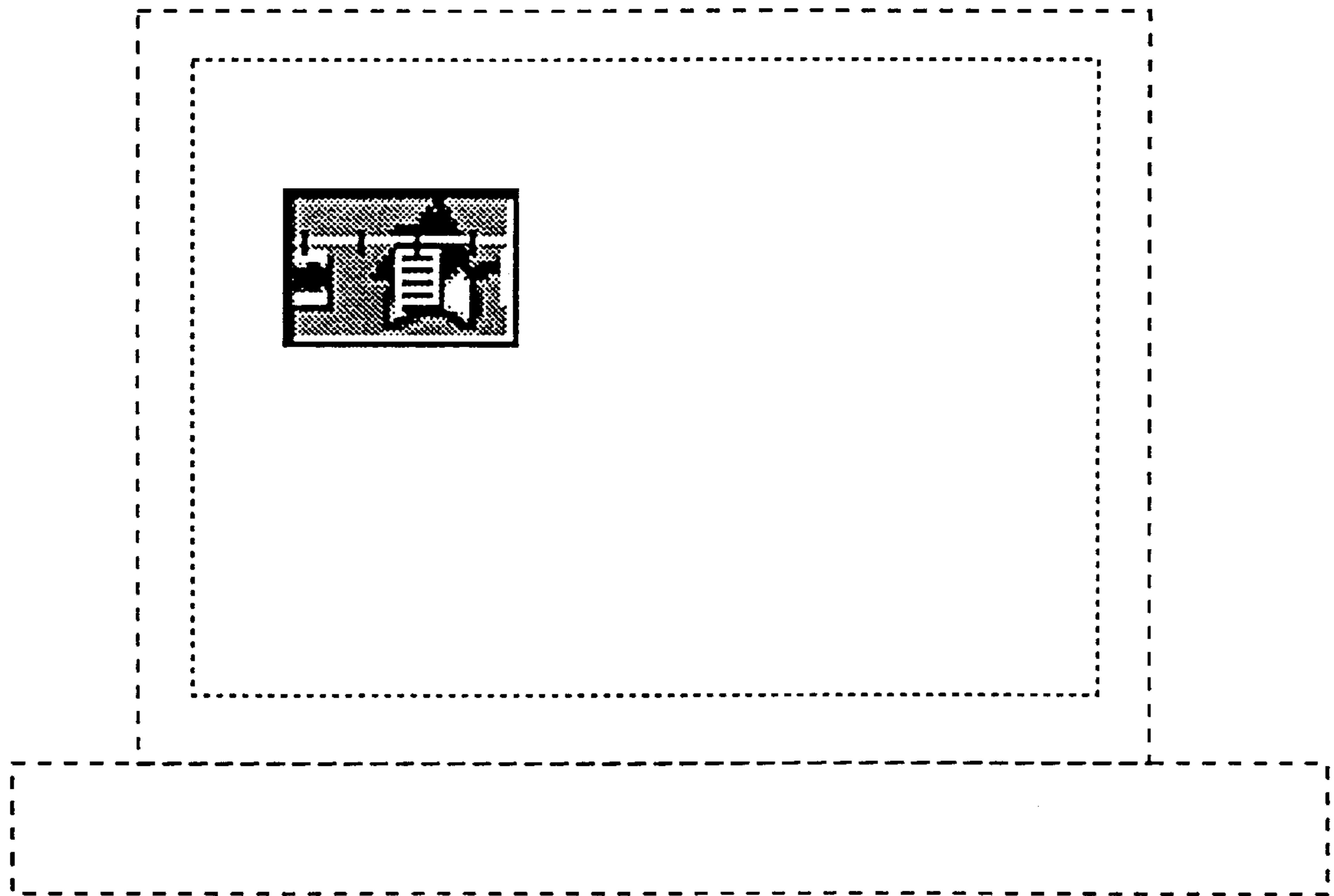


FIG. 9




FIG. 10