



US00D426201S

United States Patent [19] Klinker

[11] **Patent Number: Des. 426,201**
[45] **Date of Patent: ** *Jun. 6, 2000**

[54] **PROCESSOR PACKAGE**

[75] Inventor: **Thomas S. Klinker**, San Francisco, Calif.

[73] Assignee: **Intel Corporation**, Santa Clara, Calif.

[*] Notice: This patent is subject to a terminal disclaimer.

[**] Term: **14 Years**

[21] Appl. No.: **29/081,115**

[22] Filed: **Dec. 22, 1997**

[51] **LOC (7) Cl.** **14-02**

[52] **U.S. Cl.** **D14/114**

[58] **Field of Search** D14/114, 117;
D19/9-10; 361/736-7, 752, 714-21, 730,
732; D13/182

- D. 374,442 10/1996 Ozaki .
- D. 374,665 10/1996 Miyaki .
- D. 375,941 11/1996 Kerklaan .
- D. 376,795 12/1996 Ashida .
- D. 377,488 1/1997 Ashida .
- D. 379,977 6/1997 Ueda .
- D. 398,592 9/1998 Klinker D14/114
- D. 405,440 2/1999 Klinker D14/117
- D. 413,315 8/1999 Klinker D14/114
- D. 413,316 8/1999 Klinker D14/114
- 4,386,388 5/1983 Beun .
- 5,260,601 11/1993 Baudouin et al. .
- 5,528,459 6/1996 Ainsbury et al. .
- 5,856,910 1/1999 Yurchenco et al. 361/704

Primary Examiner—M. H. Tung
Attorney, Agent, or Firm—Blakely, Sokoloff, Taylor & Zafman LLP

[57] **CLAIM**

The ornamental design for a processor package, as shown and described.

[56] **References Cited**


U.S. PATENT DOCUMENTS

- D. 305,886 2/1990 Banjo et al. .
- D. 320,203 9/1991 Ashida .
- D. 320,225 9/1991 Ido et al. .
- D. 321,429 11/1991 Kojo .
- D. 343,833 2/1994 Barr .
- D. 344,504 2/1994 Barr et al. .
- D. 344,725 3/1994 Barr et al. .
- D. 355,414 2/1995 Inoue et al. .
- D. 362,846 10/1995 Inoue et al. .
- D. 364,861 12/1995 Luong .
- D. 365,556 12/1995 Inoue et al. .
- D. 369,352 4/1996 Iwakami .
- D. 371,353 7/1996 Ashida et al. .

DESCRIPTION

FIG. 1 is a perspective view of a processor package including an indented area on a surface.
FIG. 2 is a front view of the processor package.
FIG. 3 is a top view thereof.
FIG. 4 is a back view of the processor package.
FIG. 5 is a right side view thereof.
FIG. 6 is a left side view thereof.
FIG. 7 is a bottom view thereof; and,
FIG. 8 is a cross-sectional view thereof, taken along line 8—8 of FIG. 2.

1 Claim, 4 Drawing Sheets



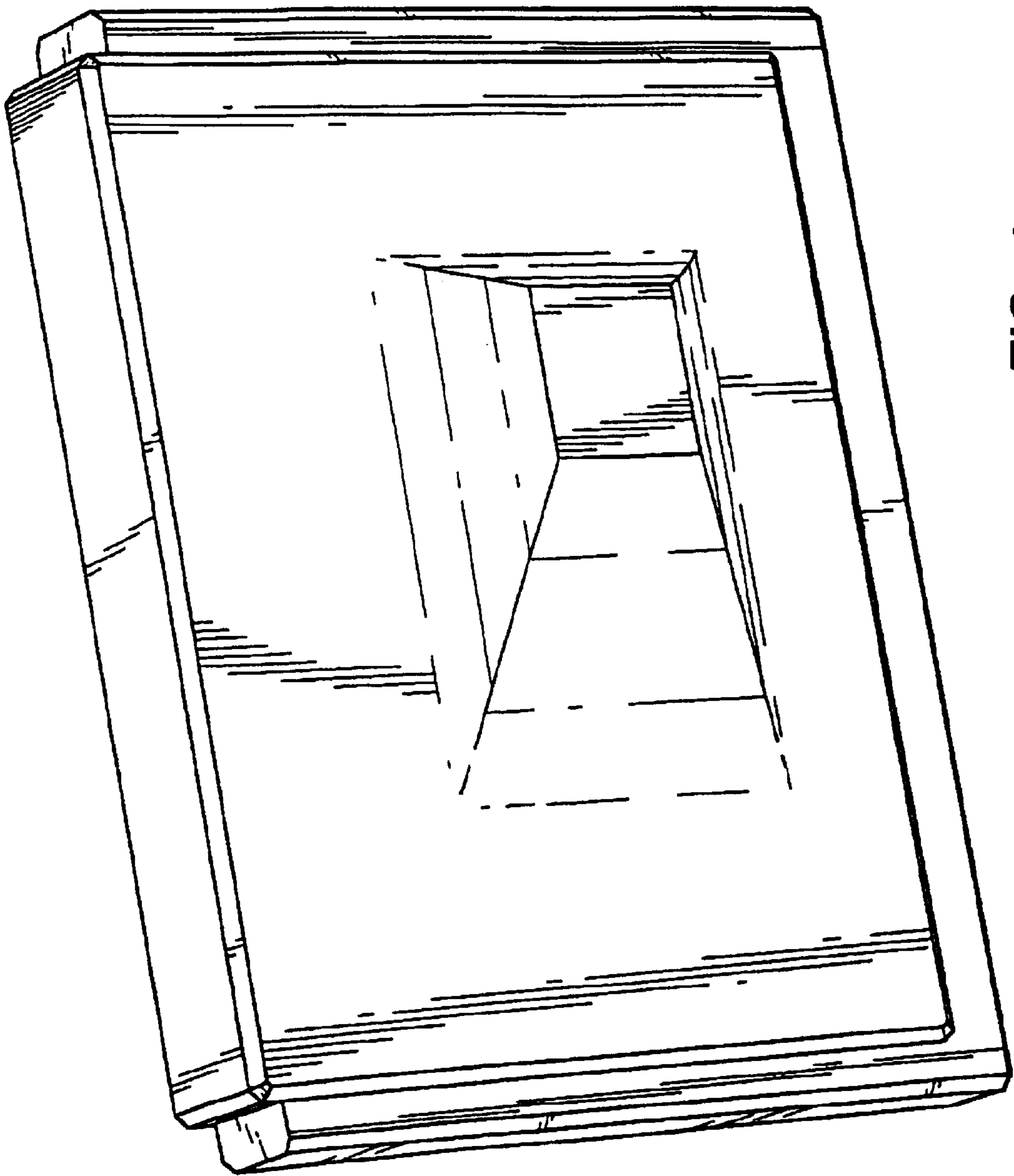


FIG. 1




FIG. 2

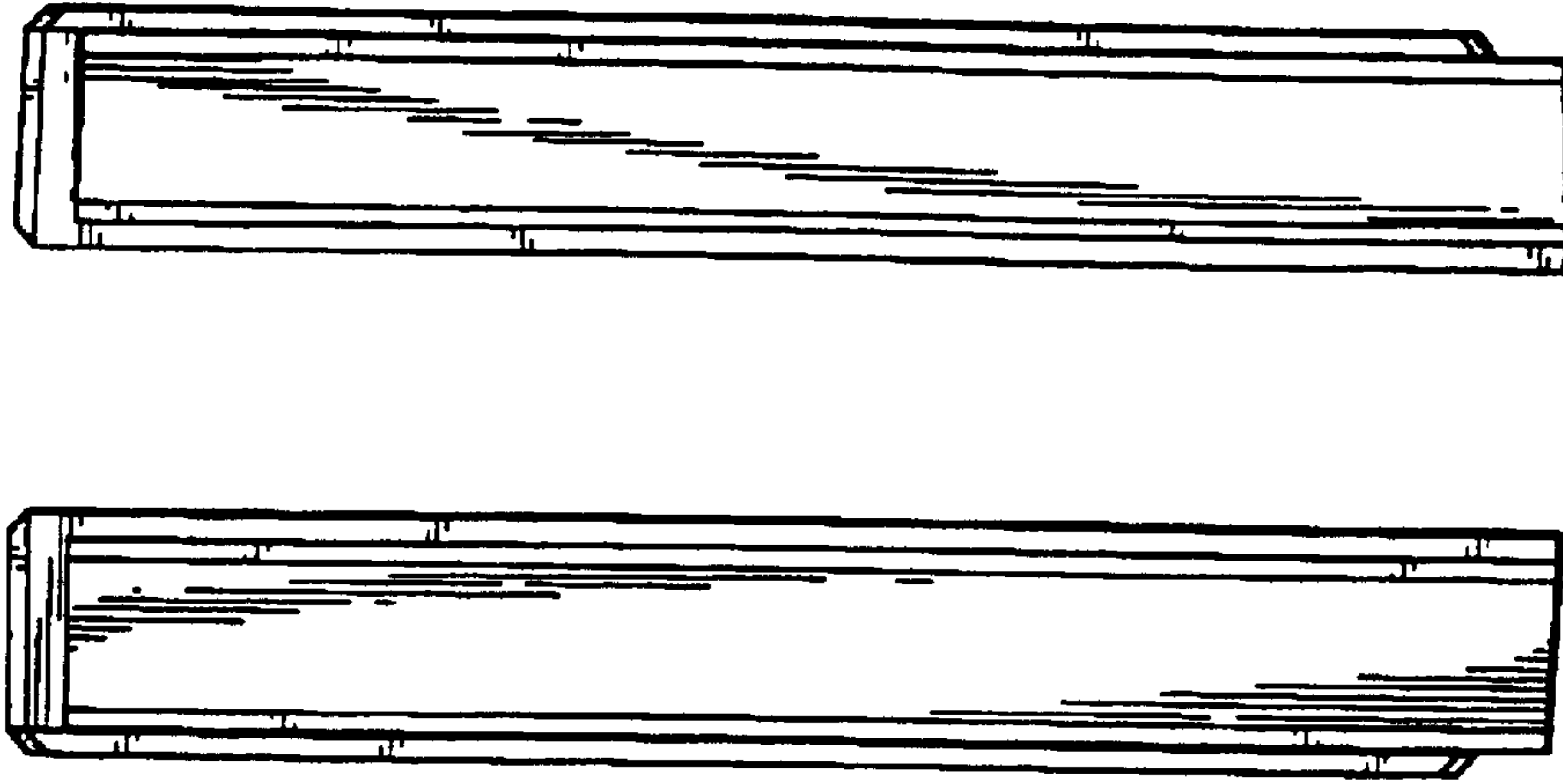


FIG. 5 **FIG. 6**




FIG. 3




FIG. 7

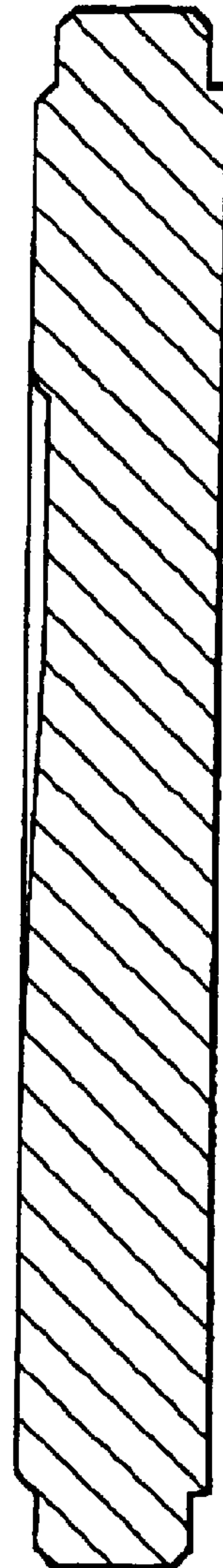


FIG. 8

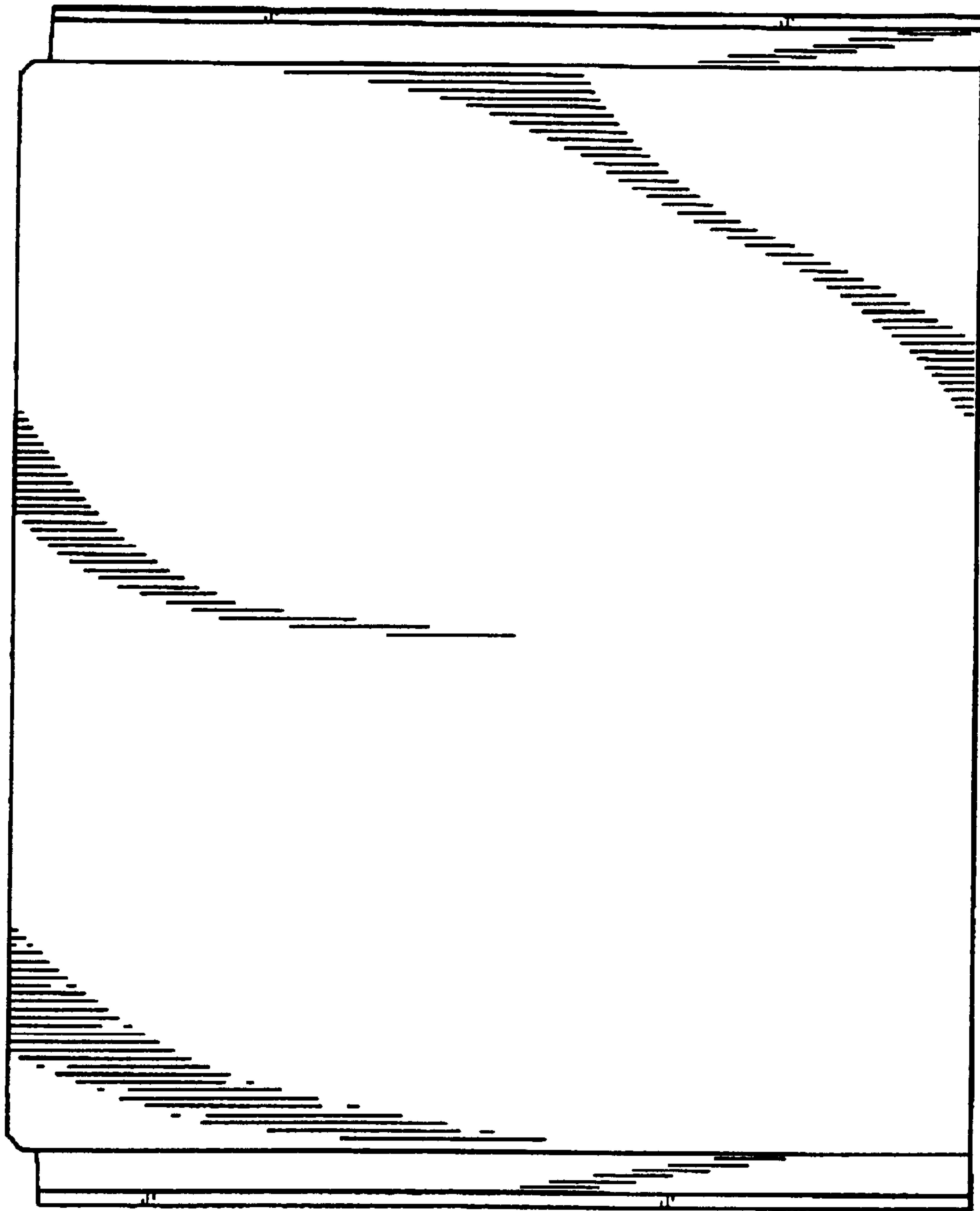


FIG. 4

UNITED STATES PATENT AND TRADEMARK OFFICE
CERTIFICATE OF CORRECTION

PATENT NO. : Des. 426,201
DATED : June 6, 2000
INVENTOR(S) : Klinker

Page 1 of 1

It is certified that error appears in the above-identified patent and that said Letters Patent is hereby corrected as shown below:

Title page,

Item [54], the title, delete “**PROCESSOR PACKAGE**” and insert -- **PROCESSOR PACKAGE COVER PLATE** --.

Signed and Sealed this

Thirty-first Day of December, 2002

A handwritten signature in black ink, appearing to read 'James E. Rogan', with a horizontal line drawn underneath it.

JAMES E. ROGAN
Director of the United States Patent and Trademark Office