



US00D426178S

United States Patent [19]

Weber et al.

[11] Patent Number: **Des. 426,178**

[45] Date of Patent: **** Jun. 6, 2000**

[54] **TIRE TREAD**

[75] Inventors: **Michael Joseph Weber**, Mogadore, Ohio; **Kevin Alan Reid**, Asheville, N.C.

[73] Assignee: **The Goodyear Tire & Rubber Company**, Akron, Ohio

[**] Term: **14 Years**

[21] Appl. No.: **29/109,857**

[22] Filed: **Aug. 24, 1999**

[51] **LOC (7) Cl.** **13-03**

[52] **U.S. Cl.** **D12/146; D12/143**

[58] **Field of Search** **D12/134-152; 152/209.1, 209.8, 209.9, 209.11, 209.13, 209.16, 209.28, 900, 901**

D. 390,515	2/1998	Godsey et al.	D12/147
D. 392,230	3/1998	Heinen	D12/147
D. 403,994	1/1999	Williams	D12/146
D. 408,338	4/1999	McKisson et al.	D12/147
D. 416,833	11/1999	Weber et al.	D12/146

OTHER PUBLICATIONS

Sears Michelin Weatherwise Tire, 1998 Tread Design Guide, p. 65. 3/5.

Primary Examiner—Robert M. Spear
Attorney, Agent, or Firm—T P Lewandowski

[57] **CLAIM**

The ornamental design for a tire tread, as shown and described.

DESCRIPTION

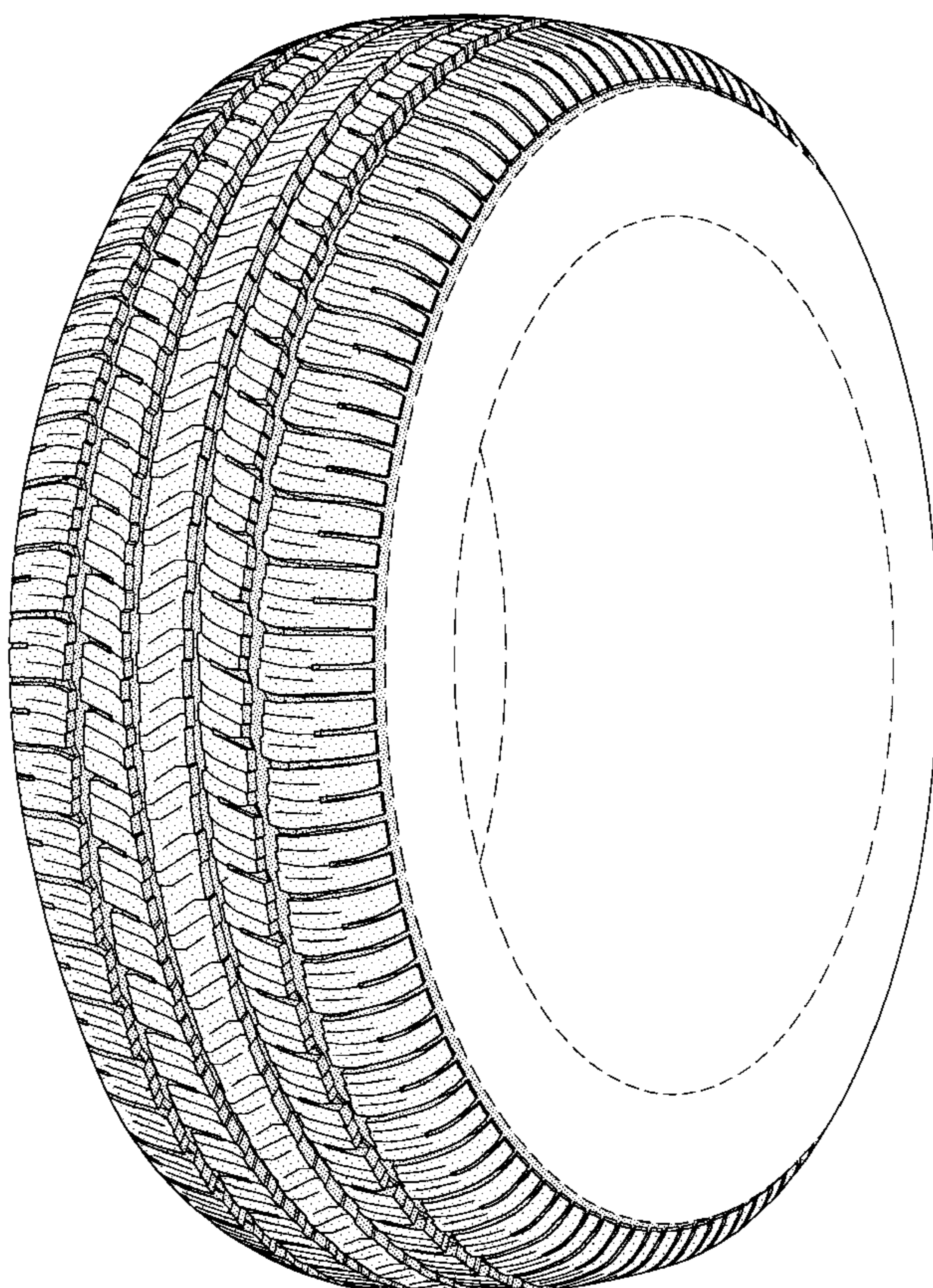
FIG. 1 is a perspective view of a tire tread showing our new design, it being understood that the pattern repeats uniformly throughout the circumference of the tread; FIG. 2 is a front elevational view thereof; FIG. 3 is a side elevational view thereof, the opposite side elevational view being identical thereto; and, FIG. 4 is an enlarged fragmentary perspective view. In the drawings, the broken lines defining the inner bead of the sidewall and the peripheral boundary between the tire tread and the sidewall are for illustrative purposes only and form no part of the claimed design.

1 Claim, 4 Drawing Sheets

[56] **References Cited**

U.S. PATENT DOCUMENTS

D. 283,698	5/1986	Kawabata et al.	D12/147
D. 285,297	8/1986	Manestar et al.	D12/146
D. 293,664	1/1988	Hayakawa et al.	D12/146
D. 324,011	2/1992	Messer	D12/147
D. 345,952	4/1994	Christenbury	D12/147
D. 350,099	8/1994	Manestar	D12/147
D. 350,102	8/1994	Evraert et al.	D12/147
D. 377,330	1/1997	Kakegawa et al.	D12/147
D. 383,422	9/1997	Kunos et al.	D12/147
D. 389,105	1/1998	Lurois et al.	D12/147



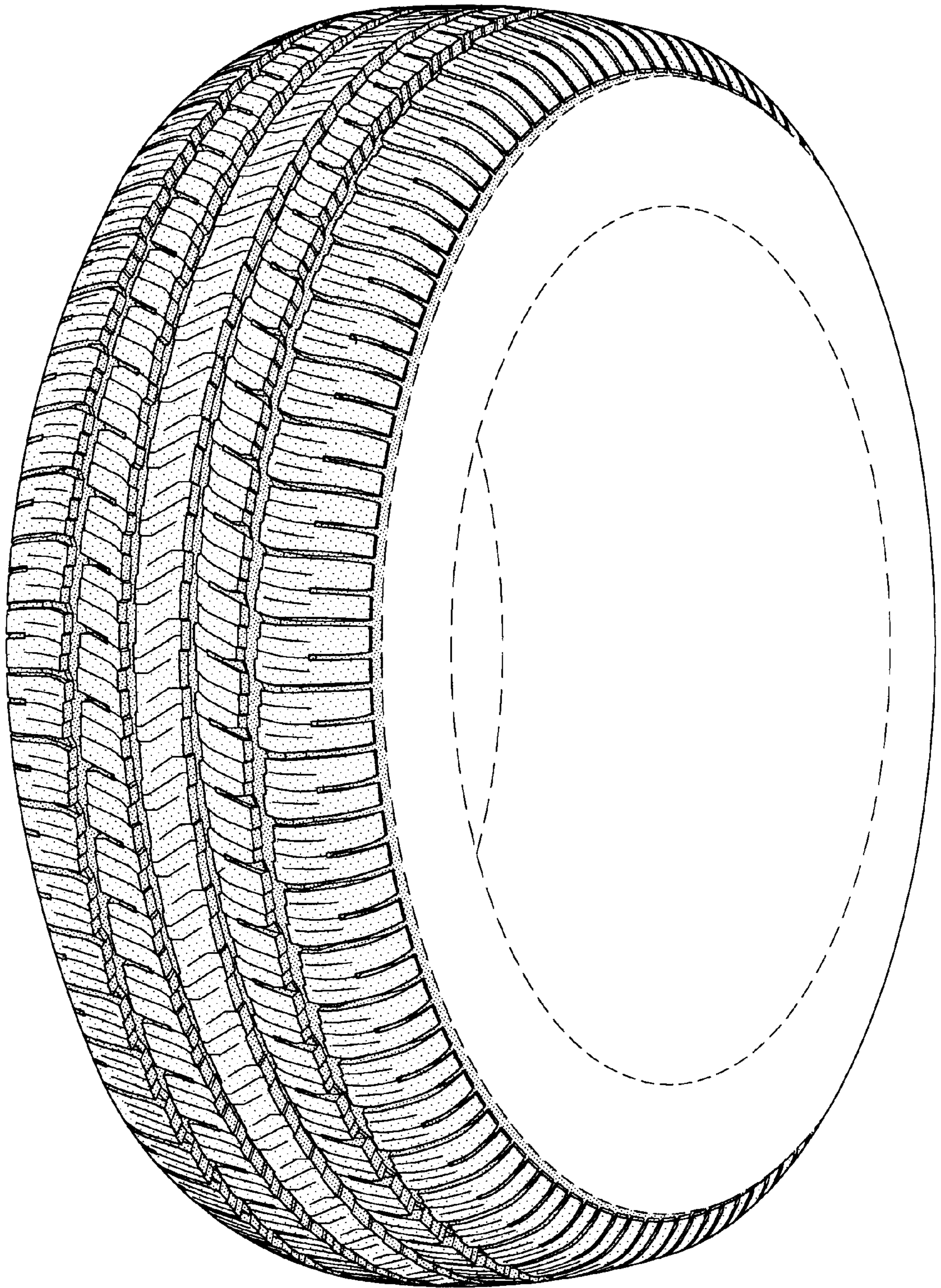


FIG-1

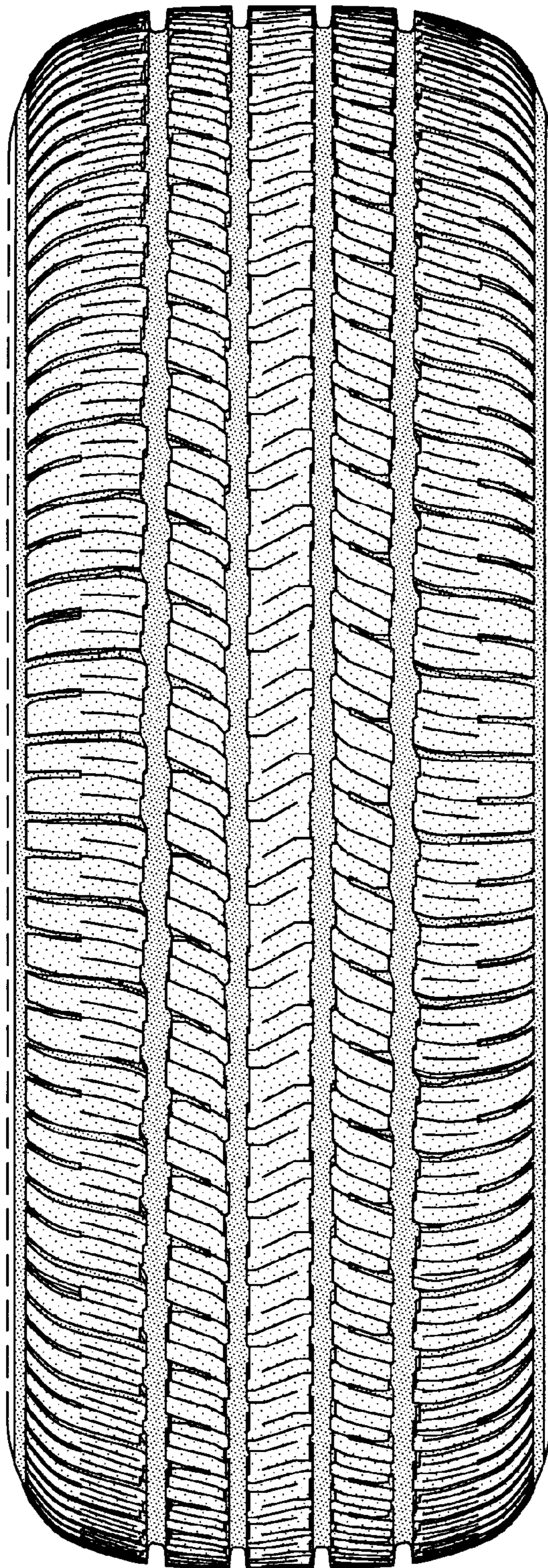


FIG-2

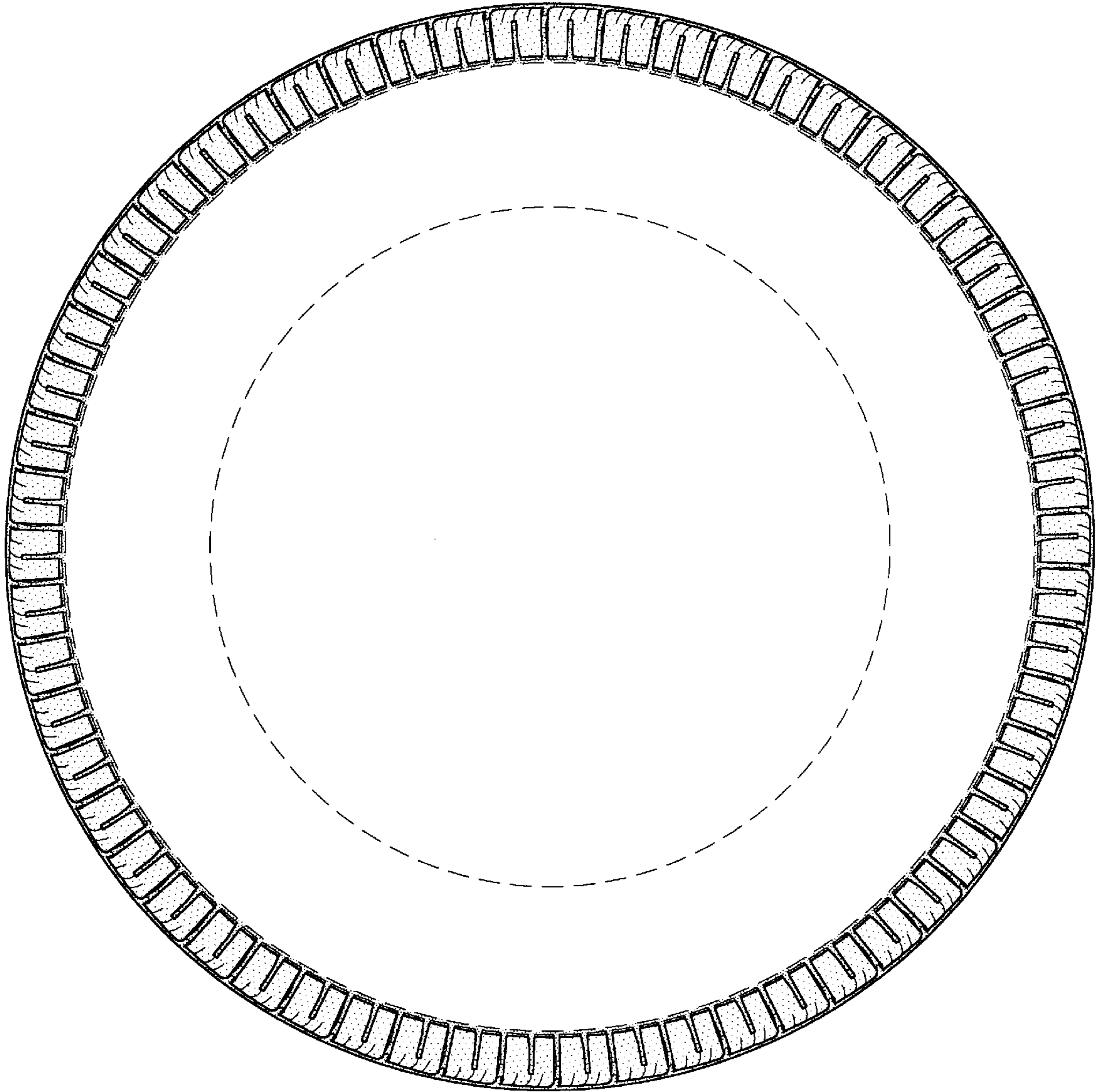


FIG-3

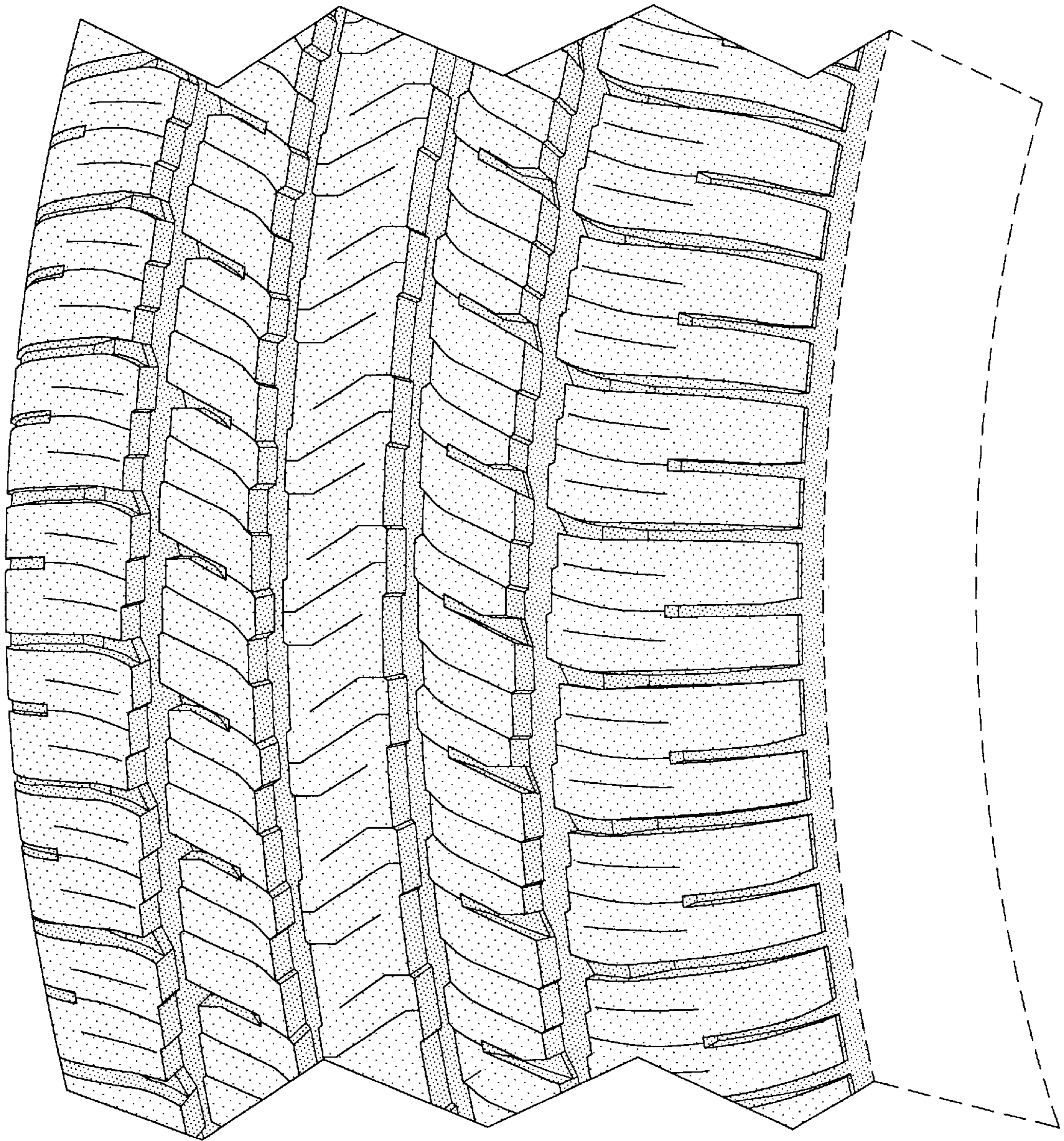


FIG-4