



US00D426163S

United States Patent [19]

Safadi et al.

[11] Patent Number: **Des. 426,163**

[45] Date of Patent: **** Jun. 6, 2000**

[54] BEVERAGE BOTTLE

[75] Inventors: **Ghassan Safadi**, Greenwich, Conn.;
Alex Gnann, Wappingers Falls, N.Y.

[73] Assignee: **Pepsico, Inc.**, Purchase, N.Y.

[**] Term: **14 Years**

[21] Appl. No.: **29/088,321**

[22] Filed: **May 20, 1998**

[51] LOC (7) Cl. **09-01**

[52] U.S. Cl. **D9/538; D9/552**

[58] Field of Search D9/552, 538, 537,
D9/500, 556, 539, 503, 553; 215/382, 383,
384

[56] **References Cited**

U.S. PATENT DOCUMENTS

D. 101,483	10/1936	Mott	D9/552
D. 115,155	6/1939	D'Addario	D9/552
D. 178,917	10/1956	England et al.	D9/552
D. 185,296	5/1959	Mas	D9/552
D. 185,557	6/1959	Mas	D9/552

D. 193,032	6/1962	Waser	D9/500
D. 248,834	8/1978	Morgan	D9/552
D. 408,289	4/1999	Svette et al.	D9/552
D. 410,390	6/1999	Marriage	D9/500
3,823,032	7/1974	Ukai	D9/500

Primary Examiner—Lucy Lieberman
Attorney, Agent, or Firm—Scully, Scott, Murphy & Presser

[57] **CLAIM**

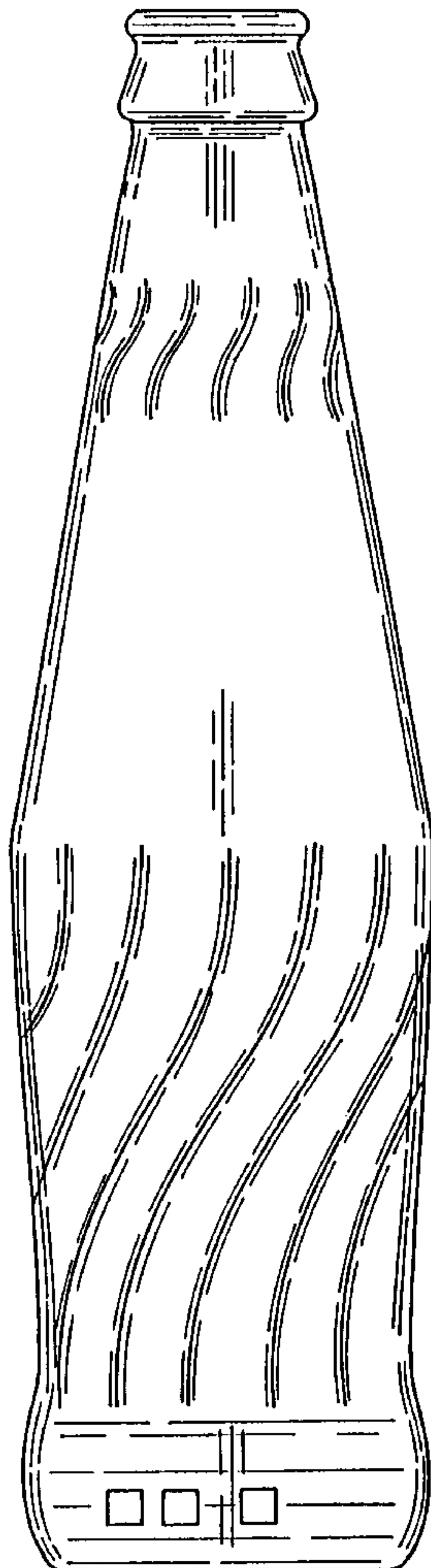
The ornamental design for a beverage bottle, as shown and described.

DESCRIPTION

FIG. 1 is a front elevational view of the beverage bottle showing our new and ornamental design; FIG. 2 is a left side elevation thereof; FIG. 3 is a top plan view thereof; FIG. 4 is a bottom plan view thereof; and, FIG. 5 is an enlarged cross sectional slice taken along line 5—5 in FIG. 2.

The portions of the beverage bottle that are not shown in the drawings do not form part of the claimed design.

1 Claim, 2 Drawing Sheets



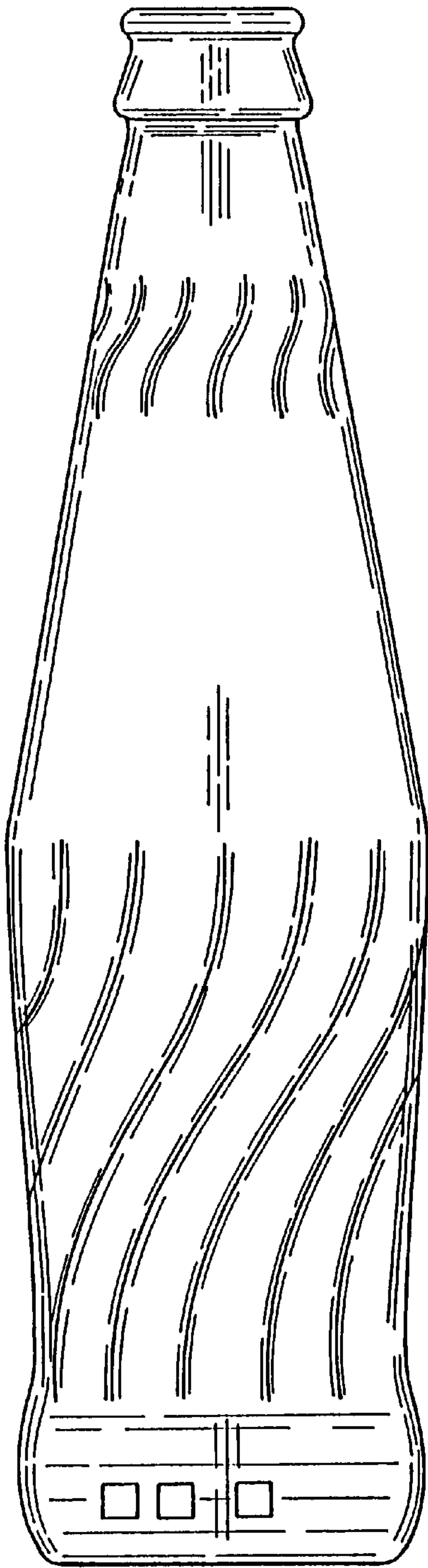


FIG. 1

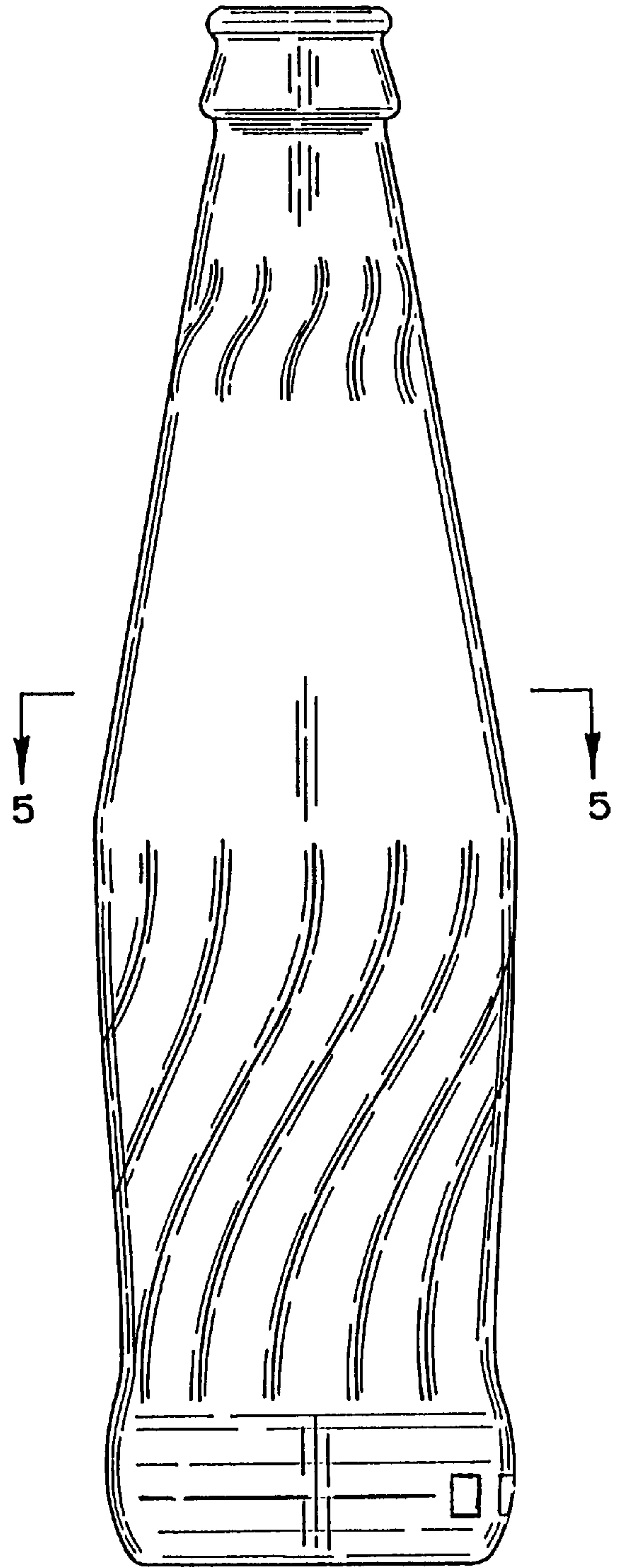


FIG. 2




FIG.3

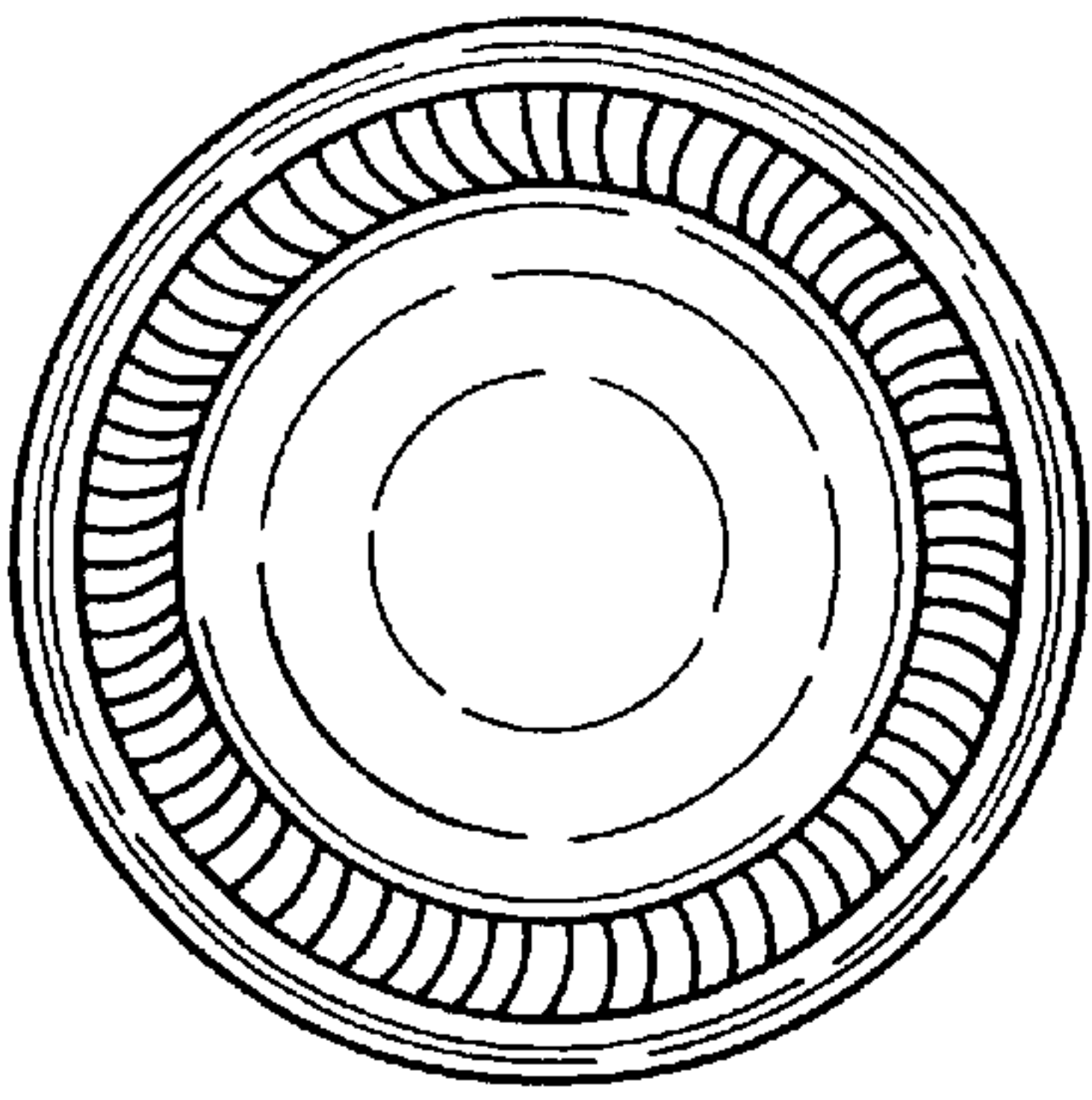


FIG.4

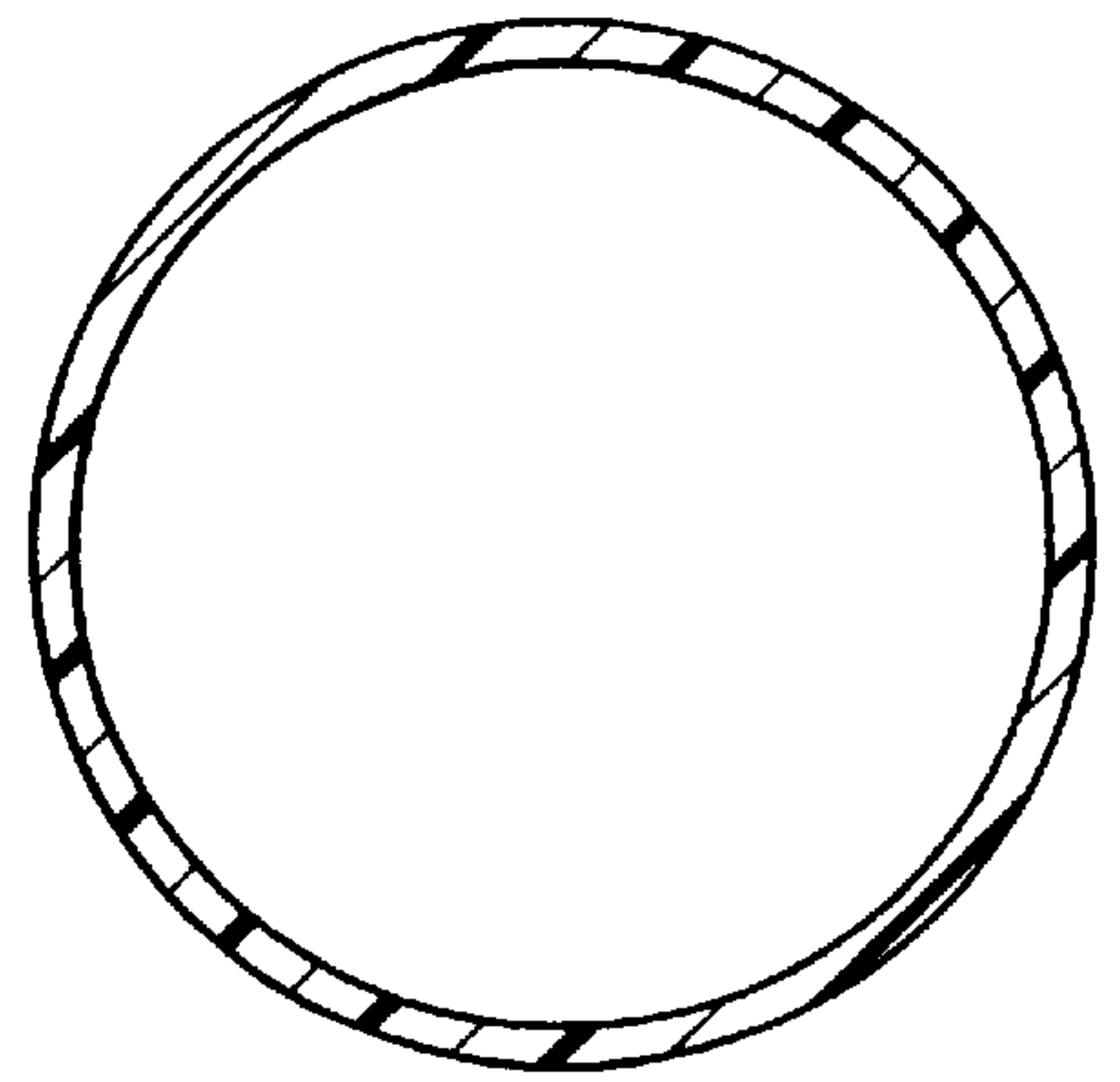


FIG.5