



US00D426161S

United States Patent [19]

Hestehave et al.

[11] Patent Number: **Des. 426,161**

[45] Date of Patent: **** Jun. 6, 2000**

[54] **SQUARE BOTTLE**

[75] Inventors: **Borge T. Hestehave**, Alta Loma; **Kjeld Hestehave**, Upland, both of Calif.

[73] Assignee: **Bomatic, Inc.**, Ontario, Calif.

[**] Term: **14 Years**

[21] Appl. No.: **29/098,567**

[22] Filed: **Dec. 31, 1998**

[51] **LOC (7) Cl.** **09-01**

[52] **U.S. Cl.** **D9/520; D9/541; D9/560**

[58] **Field of Search** D9/560, 541, 546,
D9/573, 520, 574; 215/382, 383, 384, 371,
372, 373

[56] **References Cited**

U.S. PATENT DOCUMENTS

D. 277,362 1/1985 Epperson D9/573
D. 309,713 8/1990 Suetta D9/573

D. 356,953 4/1995 Nakamura D9/560
D. 361,938 9/1995 Sawa et al. D9/560
3,923,183 12/1975 Choksi et al. .
5,217,737 6/1993 Gyax et al. 215/373
5,499,730 3/1996 Harbour 215/382

Primary Examiner—Lucy Lieberman
Attorney, Agent, or Firm—Sixbey, Friedman, Leedom & Ferguson; David S. Safran


[57] **CLAIM**

The ornamental design for a square bottle, as shown and described.

DESCRIPTION

FIG. 1 is a front and left side perspective view from above of a square bottle showing our new design;
FIG. 2 is a top plan view of the design;
FIG. 3 is a bottom plan view of the design;
FIG. 4 is a rear elevation of the square bottle;
FIG. 5 is a front elevation of the square bottle; and,
FIG. 6 is a right side elevation of the square bottle.

1 Claim, 2 Drawing Sheets



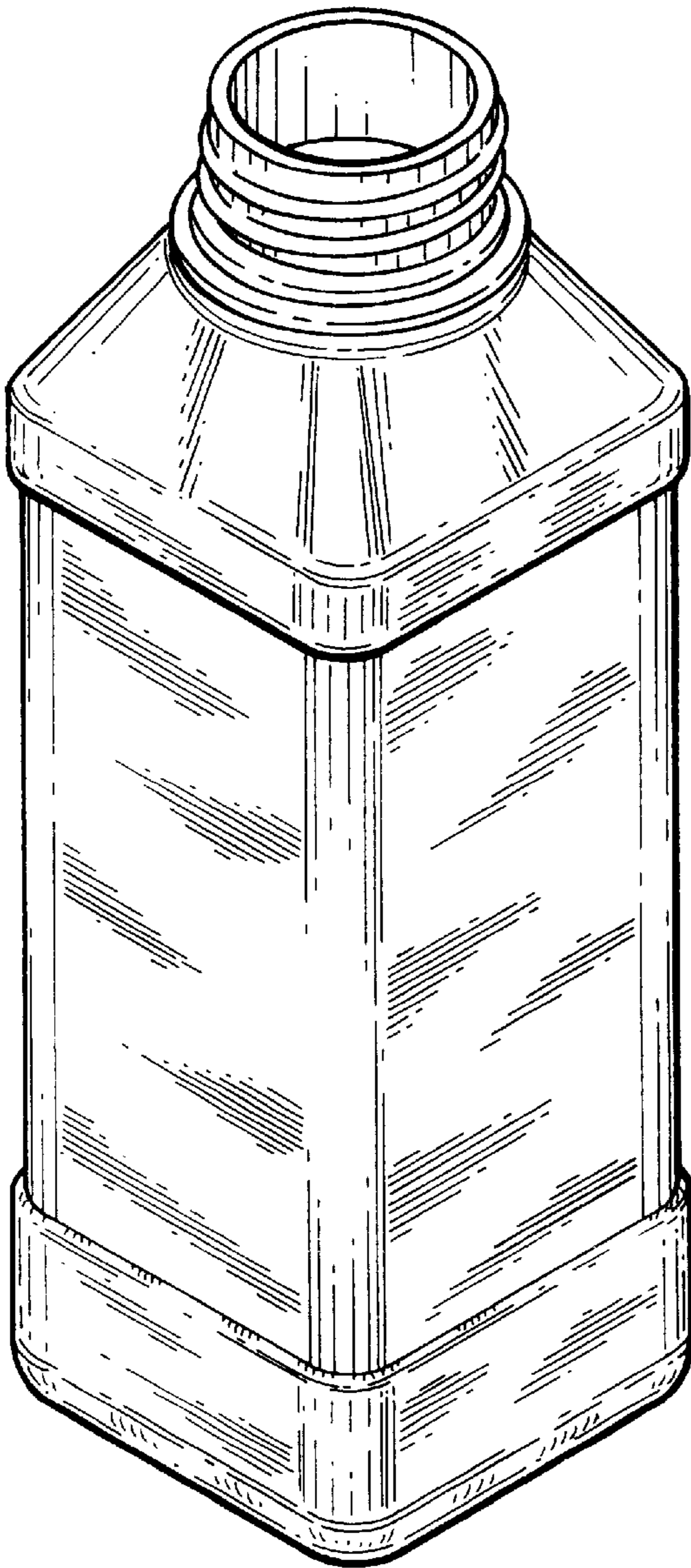


FIG. 1




FIG. 6

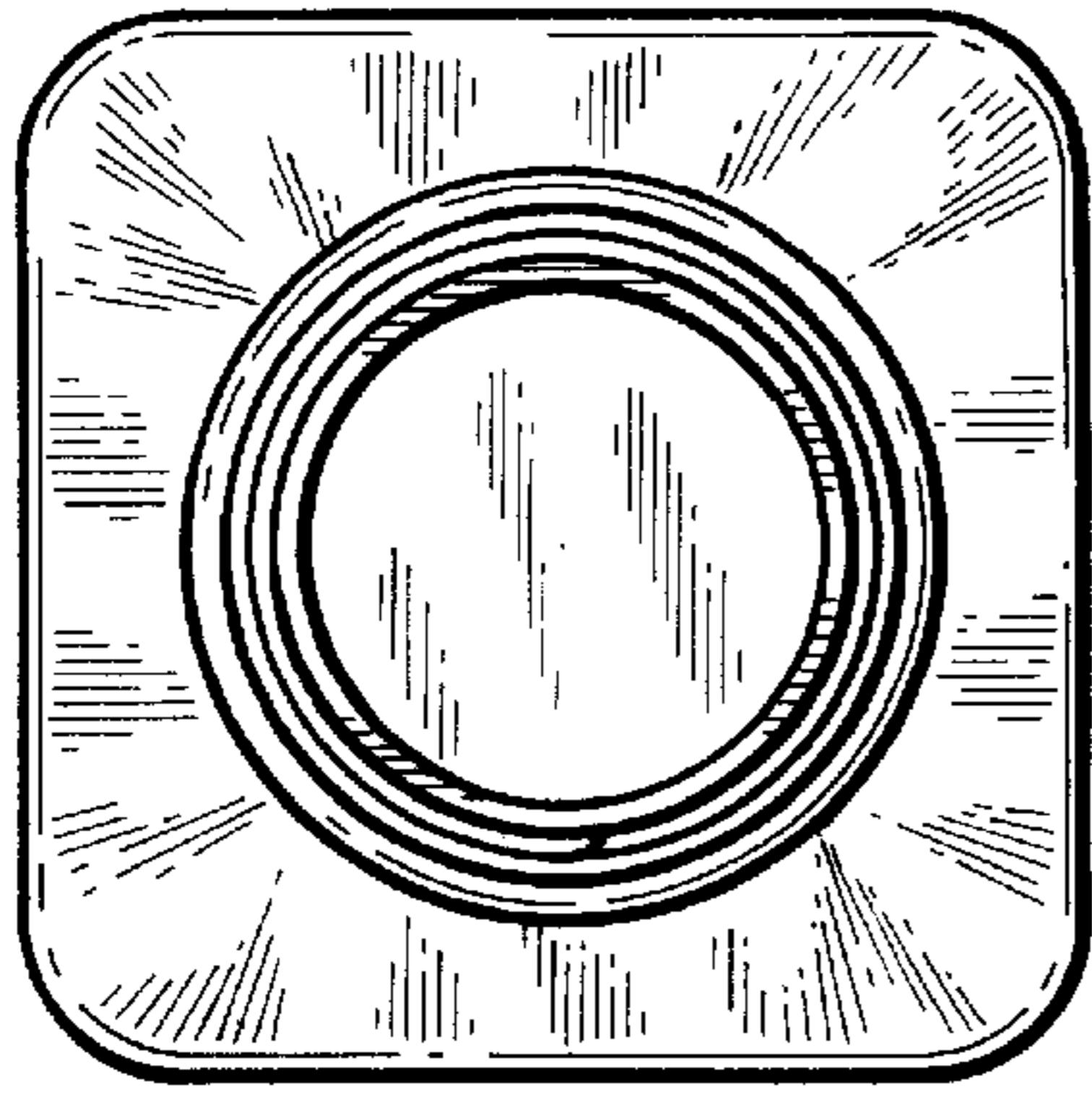


FIG. 2

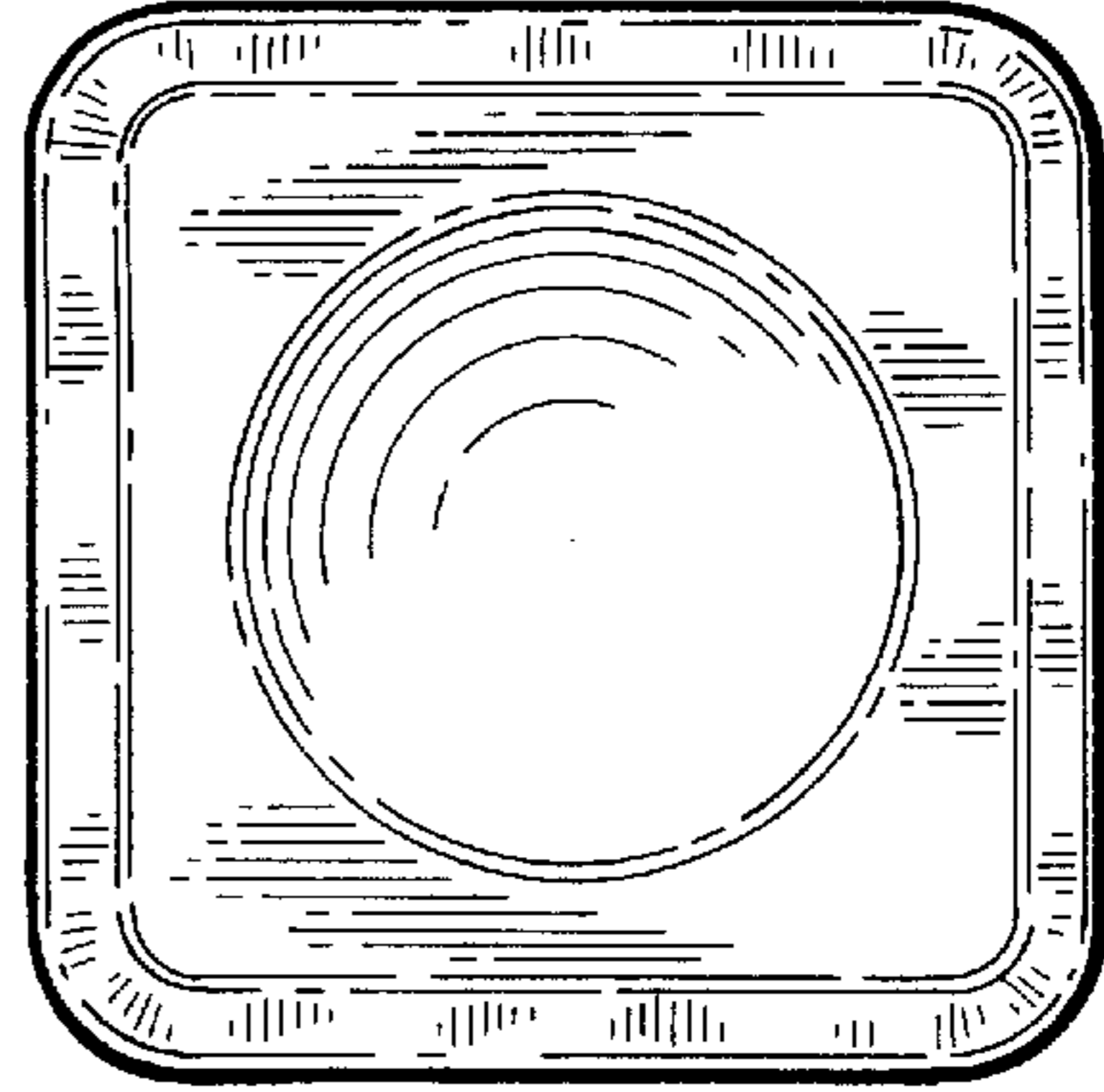


FIG. 3




FIG. 4




FIG. 5