



US00D426158S

United States Patent [19]

Flurer et al.

[11] **Patent Number: Des. 426,158**

[45] **Date of Patent: ** Jun. 6, 2000**

[54] **CAP**

[75] Inventors: **Ursula Flurer**, New York, N.Y.; **Sky Underwood**, Chicago; **Roger Van Dusen**, Des Plaines, both of Ill.

[73] Assignee: **Helene Curtis, Inc.**, Chicago, Ill.

[**] Term: **14 Years**

[21] Appl. No.: **29/077,519**

[22] Filed: **Oct. 3, 1997**

[51] **LOC (7) Cl.** **09-07**

[52] **U.S. Cl.** **D9/449**

[58] **Field of Search** D9/447, 449, 448,
D9/435; 222/556, 534; 215/235

[56] **References Cited**

U.S. PATENT DOCUMENTS

- D. 346,963 5/1994 Crawford D9/449
- D. 363,222 10/1995 Lay D9/449
- D. 374,625 10/1996 Flurer et al. D9/542

- D. 376,980 12/1996 LoPreto D9/542
- D. 411,751 6/1999 Bakic D9/558
- 5,201,440 4/1993 Gross 222/556
- 5,236,107 8/1993 Spaanstra 222/534
- 5,370,284 12/1994 Dirksing 222/534

Primary Examiner—Lucy Lieberman
Attorney, Agent, or Firm—Matthew Boxer

[57] **CLAIM**

The ornamental design for a cap, as shown and described.

DESCRIPTION

FIG. 1 is a top, front and right side perspective view of a cap showing our new design

FIG. 2 is a front elevational view thereof;

FIG. 3 is a top plan view thereof;

FIG. 4 is a right side elevation thereof

FIG. 5 is a rear elevational view thereof; and,

FIG. 6 is a left side elevation thereof.

The bottle shown in phantom is for context only and forms no part of the new cap design.

1 Claim, 2 Drawing Sheets

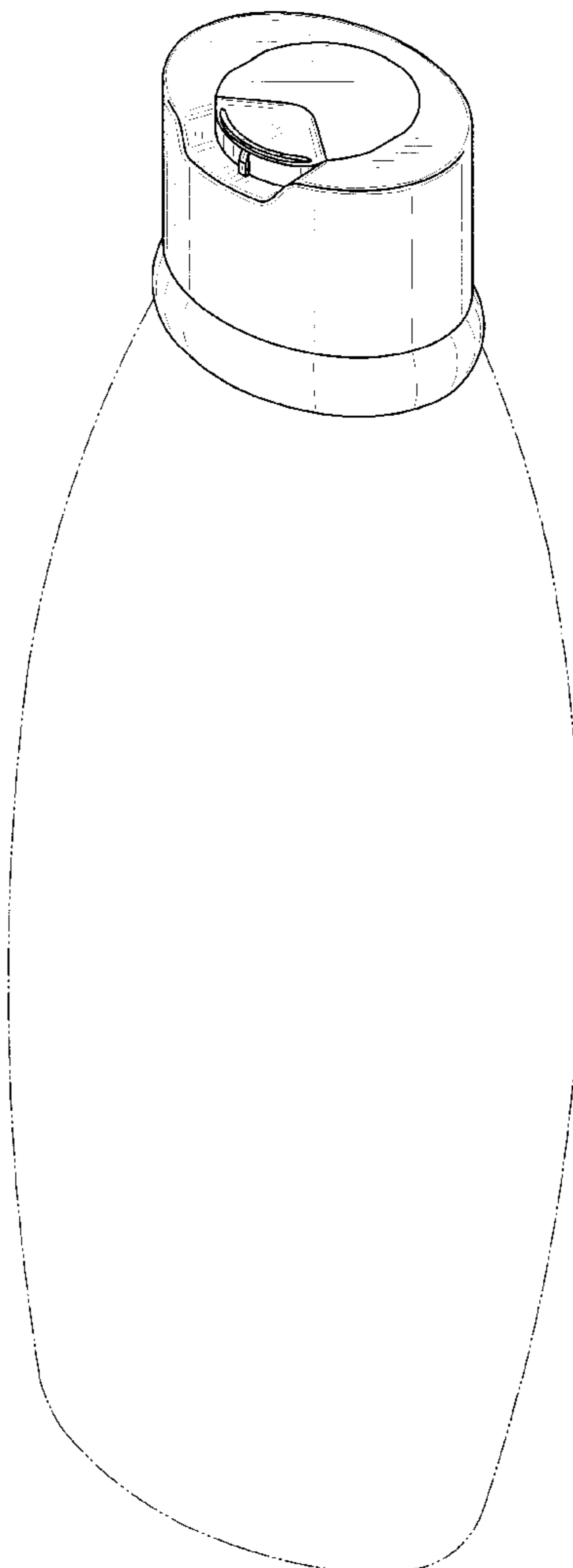


FIG. 1

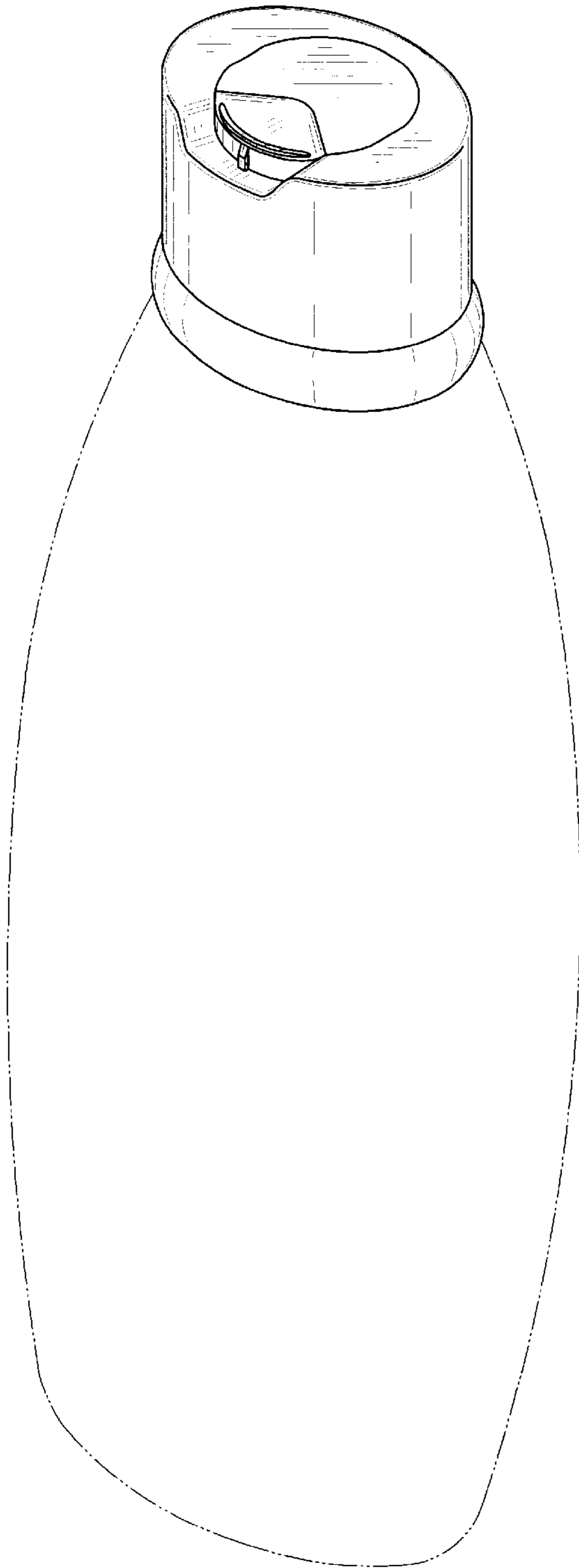


FIG. 2




FIG. 3

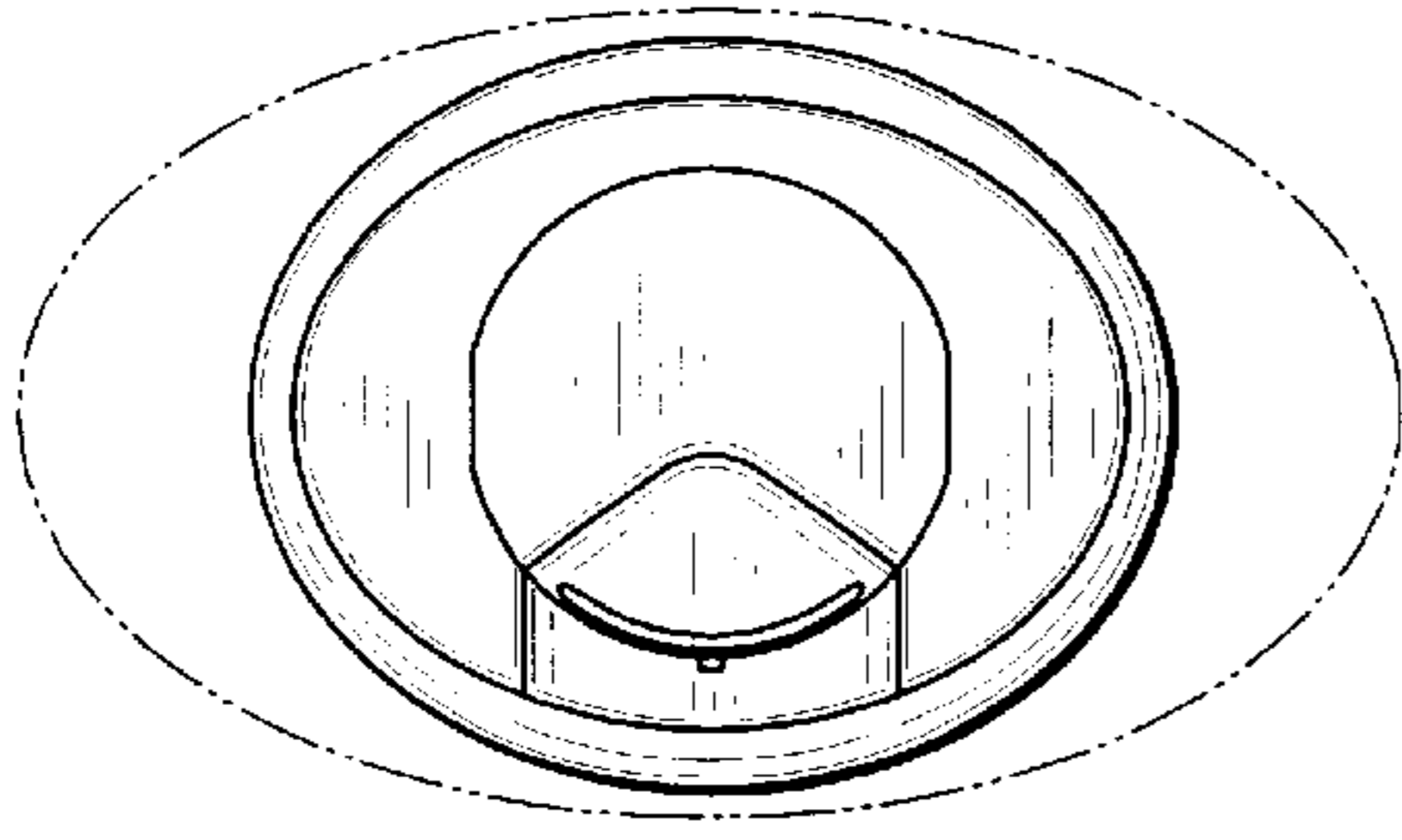


FIG. 4



FIG. 5




FIG. 6

