



US00D426150S

# United States Patent [19]

[11] **Patent Number: Des. 426,150**

Izumi et al.

[45] **Date of Patent: \*\* Jun. 6, 2000**

## [54] CONTAINER

[75] Inventors: **Reiko Izumi**, Suita; **Hiroyuki Ono**, Kobe, both of Japan

[73] Assignee: **Suntory Limited**, Osaka, Japan

[\*\*] Term: **14 Years**

[21] Appl. No.: **29/090,316**

[22] Filed: **Jul. 6, 1998**

### [30] Foreign Application Priority Data

Mar. 24, 1998 [JP] Japan ..... 10-8170

[51] **LOC (7) Cl.** ..... **09-07**

[52] **U.S. Cl.** ..... **D9/415; D9/418**

[58] **Field of Search** ..... D9/415, 414, 341, D9/344, 347, 418; 206/461-471, 806, 820, 775-780; 220/23.8, 23.2, 23.83

### [56] References Cited

#### U.S. PATENT DOCUMENTS

D. 224,290	7/1972	Robertson	.....	D9/415
D. 310,641	9/1990	Miller et al.	.....	D9/341 X
D. 334,534	4/1993	Friz et al.	.....	D9/415
D. 381,260	7/1997	Hoogenboom	.....	D9/345
D. 414,410	9/1999	Klein et al.	.....	D9/451
3,946,936	3/1976	Brown	.....	206/806 X
4,781,289	11/1988	Perkins	.....	206/461 X
4,953,700	9/1990	Dedino	.....	206/461
5,033,616	7/1991	Wyser	.....	206/469 X

## OTHER PUBLICATIONS

Modern Packaging Catalog, p. 300, Jan. 1941.  
Techform Inc. (From 206/461 Shoe), Nov. 1982.

*Primary Examiner*—Prabhakar Deshmukh  
*Attorney, Agent, or Firm*—Hughes Hubbard & Reed LLP;  
Ronald Abramson; Peter A. Sullivan

### [57] CLAIM

The ornamental design for the container, as shown and described.

### DESCRIPTION

FIG. 1 is a front elevational view of the container, the rear elevational view being a mirror image thereof;  
 FIG. 2 is a right side elevational view thereof; the left side elevational view being a mirror image of the right side elevational view;  
 FIG. 3 is a top plan view thereof;  
 FIG. 4 is a bottom plan view thereof;  
 FIG. 5 is a perspective view thereof;  
 FIG. 6 is an enlarged cross section view along line 6—6 in FIG. 1;  
 FIG. 7 is an enlarged cross section view along line 7—7 in FIG. 1;  
 FIG. 8 is an enlarged cross section view along line 8—8 in FIG. 1; and,  
 FIG. 9 is a front elevational view thereof, shown in its environmental use, the broken line showing of the other six containers is for illustrative purpose only and forms no part of the claimed design.

**1 Claim, 4 Drawing Sheets**

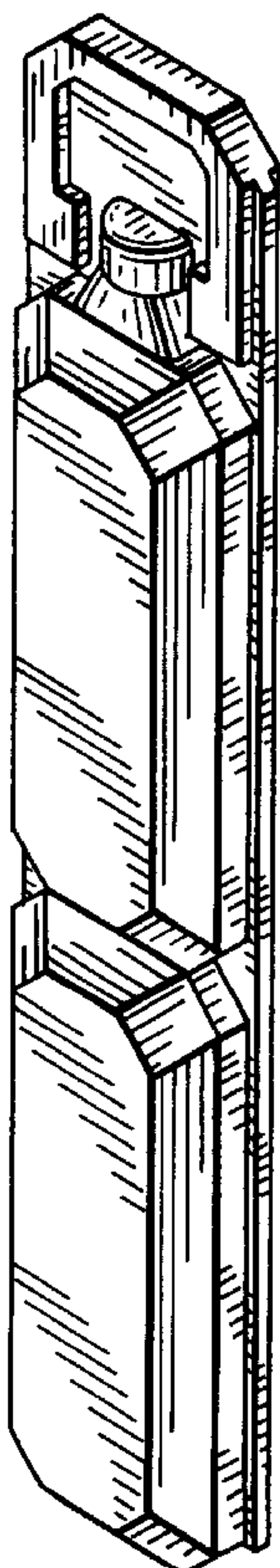


FIG. 1

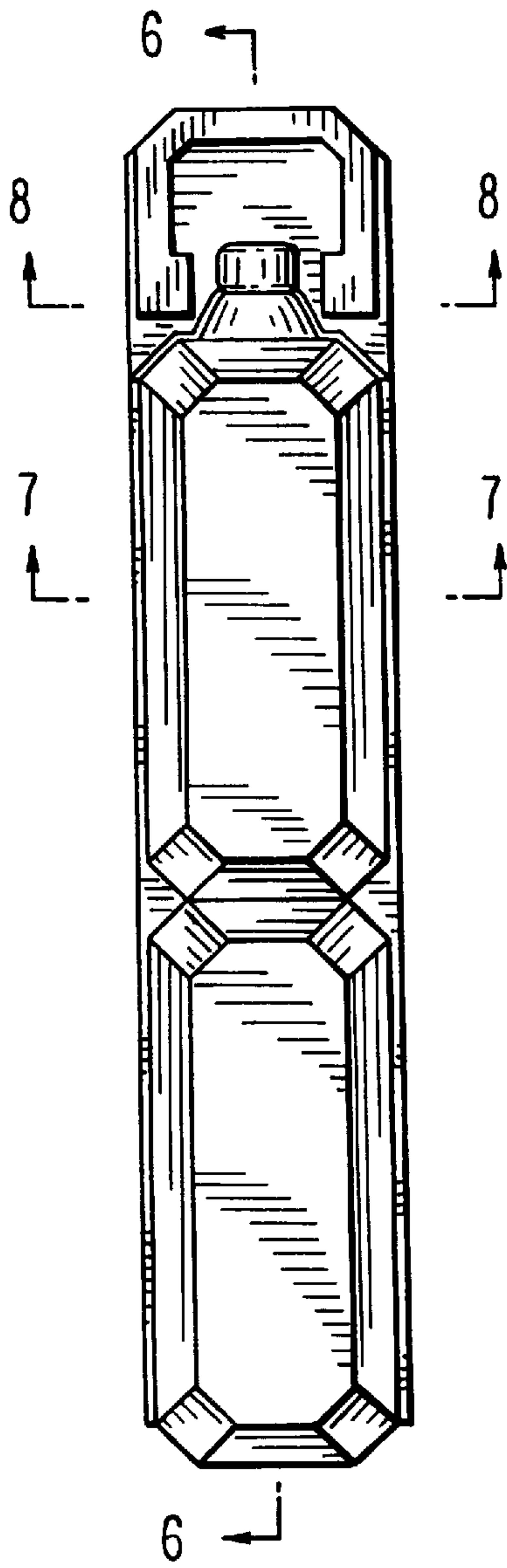


FIG. 2


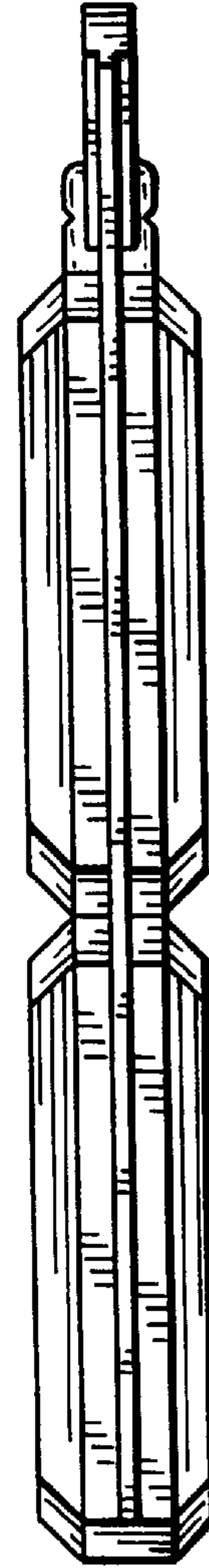


FIG. 3

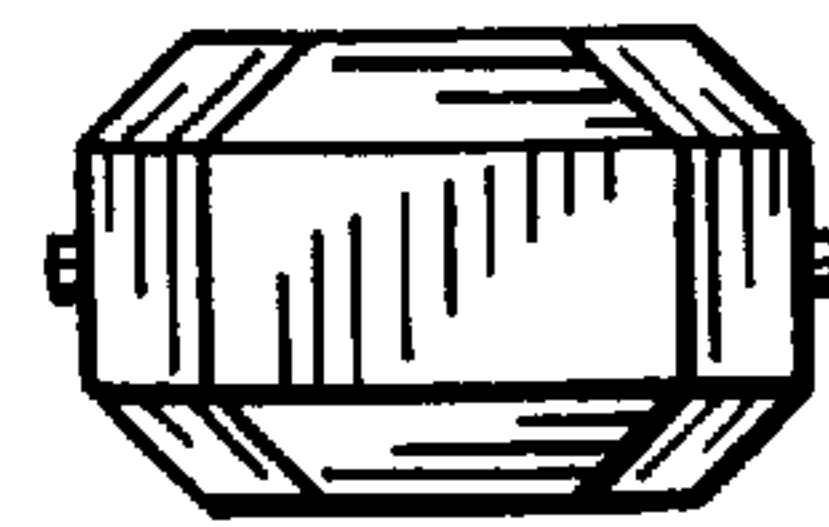
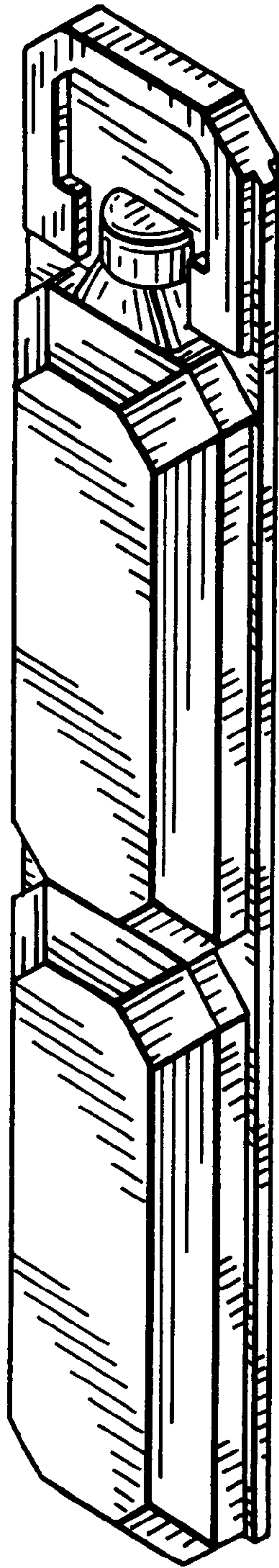
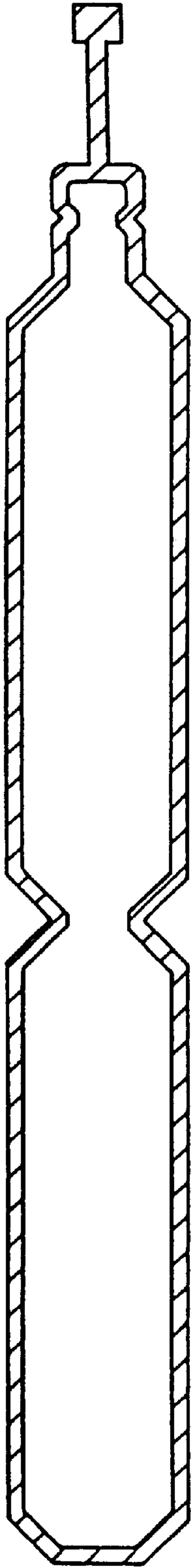


FIG. 4

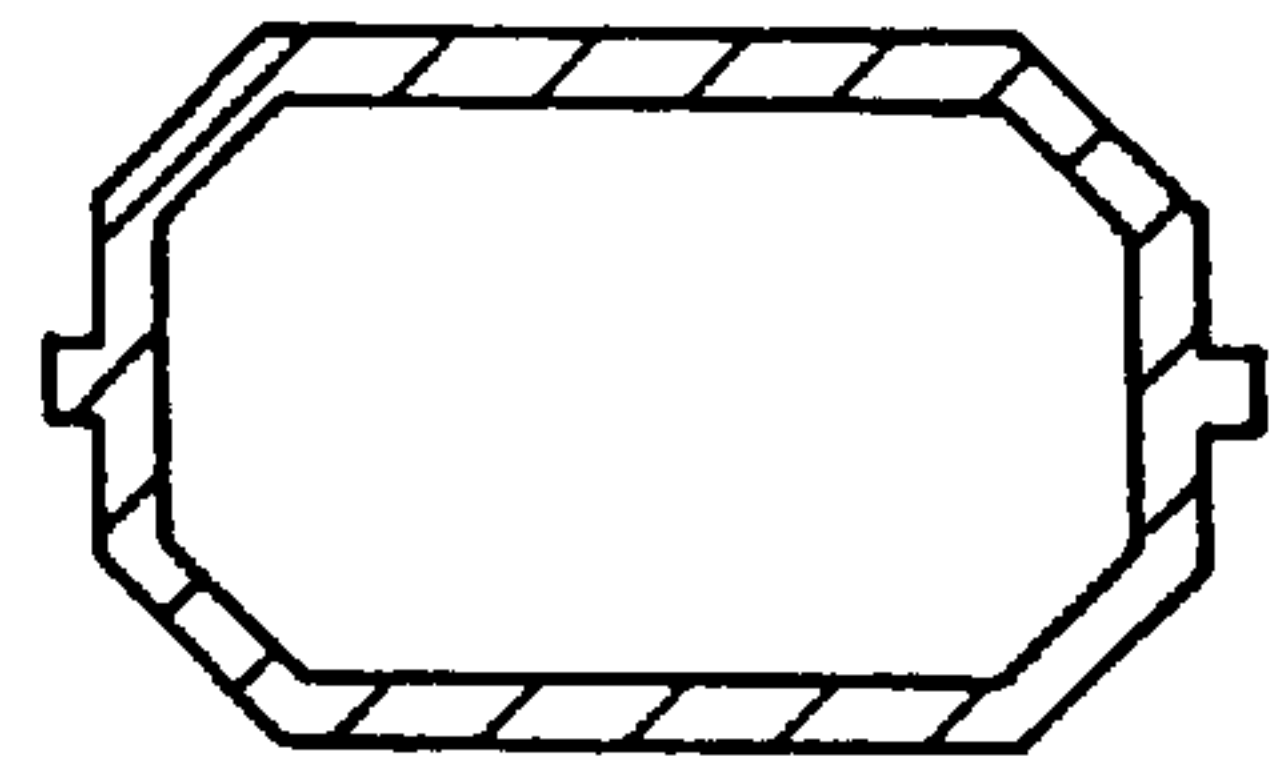
*FIG. 5*



*FIG. 6*



*FIG. 7*



*FIG. 8*

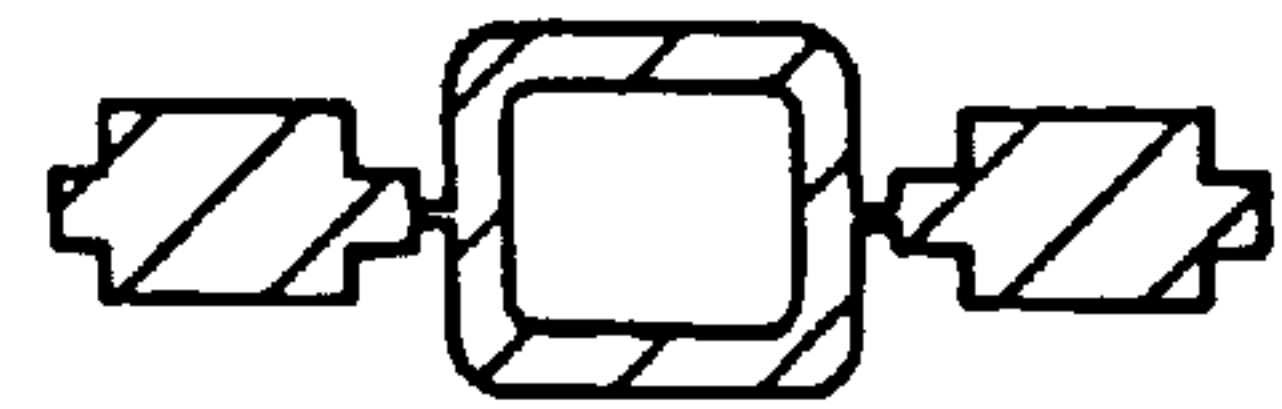


FIG. 9

