



US00D426149S

**United States Patent** [19]  
**Regan**

[11] **Patent Number: Des. 426,149**  
[45] **Date of Patent: \*\* Jun. 6, 2000**

[54] **DOOR CHECK**

[76] Inventor: **Derek G Regan**, 37 Cameron Square  
Mitcham, Surrey, CR4 3SH, United  
Kingdom

[\*\*] Term: **14 Years**

[21] Appl. No.: **29/101,775**

[22] Filed: **Mar. 11, 1999**

[51] **LOC (7) Cl.** ..... **08-09**

[52] **U.S. Cl.** ..... **D8/402**

[58] **Field of Search** ..... D8/400, 402, 403;  
16/82, 86 A, 86 R; 292/342, 288, 343

[56] **References Cited**

**U.S. PATENT DOCUMENTS**

D. 33,424	10/1900	Ballard	.....	D8/402
D. 242,985	1/1977	Sasgen	.....	D8/402
1,408,316	2/1922	Fiderius	.....	292/288
2,172,610	9/1939	Frank	.....	16/86 R
3,054,632	9/1962	Welch	.....	292/288
5,331,719	7/1994	Hum et al.	.....	292/343

*Primary Examiner*—Susan J. Lucas  
*Assistant Examiner*—Jennifer Rivard

[57] **CLAIM**

The ornamental design for a door check, as shown and described.

**DESCRIPTION**

FIG. 1 is a top plan view of the door check of the present invention;

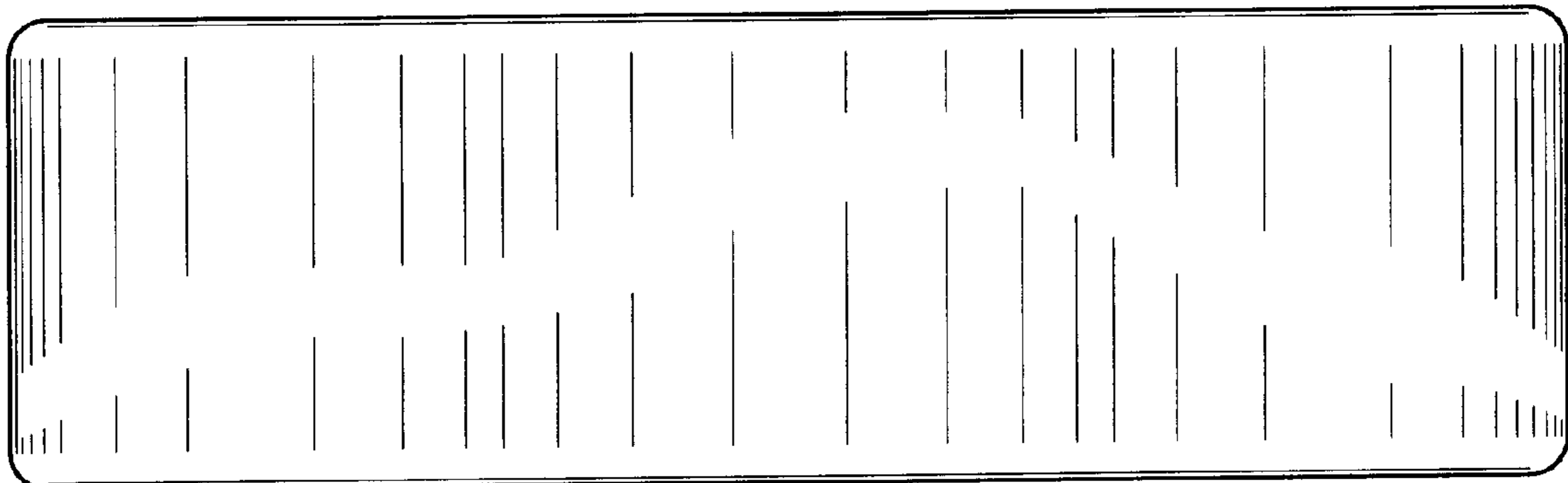
FIG. 2 is a bottom plan view of the door check of FIG. 1; FIG. 3 is a left side elevational view of the door check of FIG. 1, the right side elevational view being a mirror image thereof;

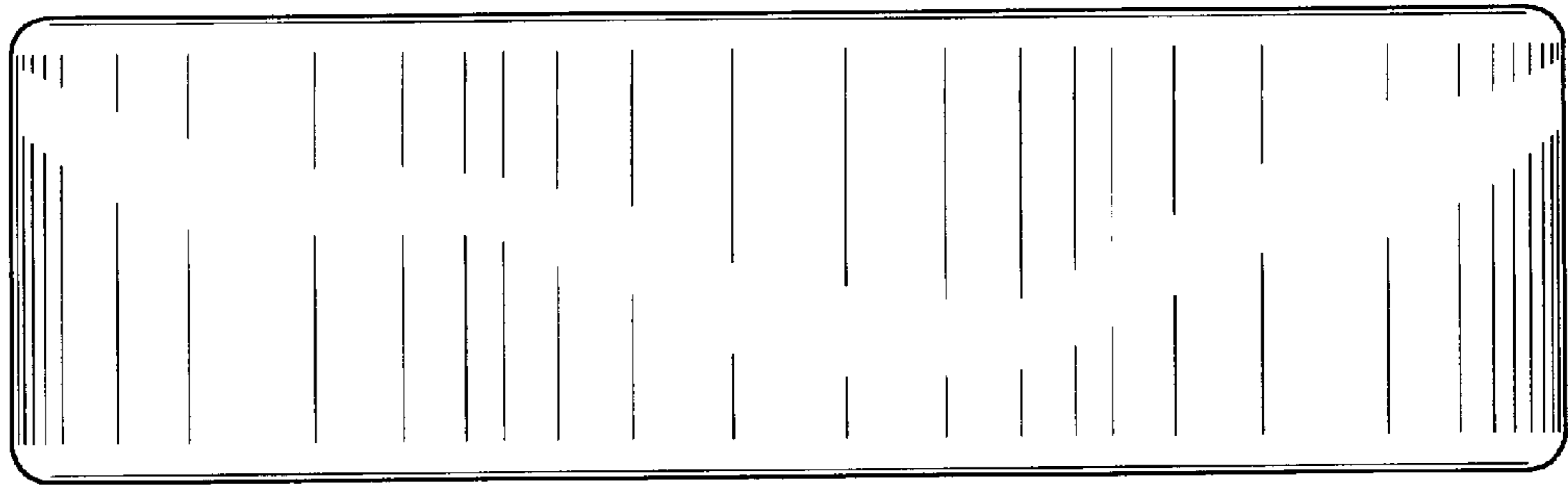
FIG. 4 is a front elevational view of the door check of FIG. 1, the rear elevational view being a mirror image thereof; and,

FIG. 5 is a top, front, right side perspective view of the door check of FIG. 1.

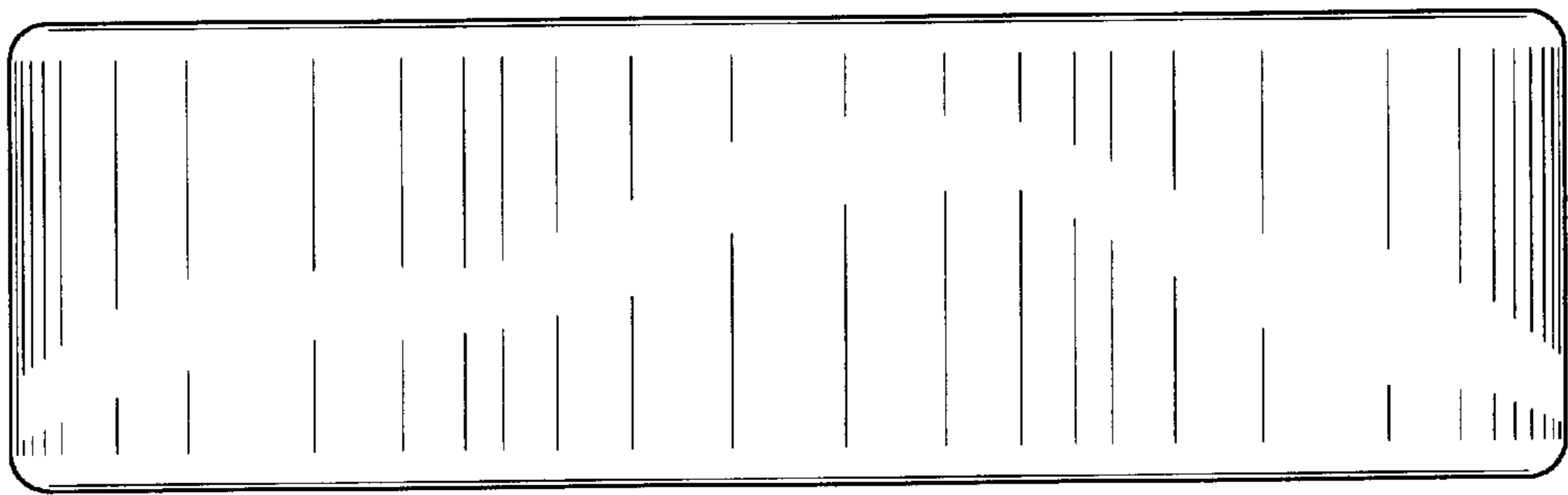
The broken lines showing a door in FIG. 5 are for illustrative purposes only and form no part of the claimed design.

**1 Claim, 2 Drawing Sheets**






*Fig. 1*



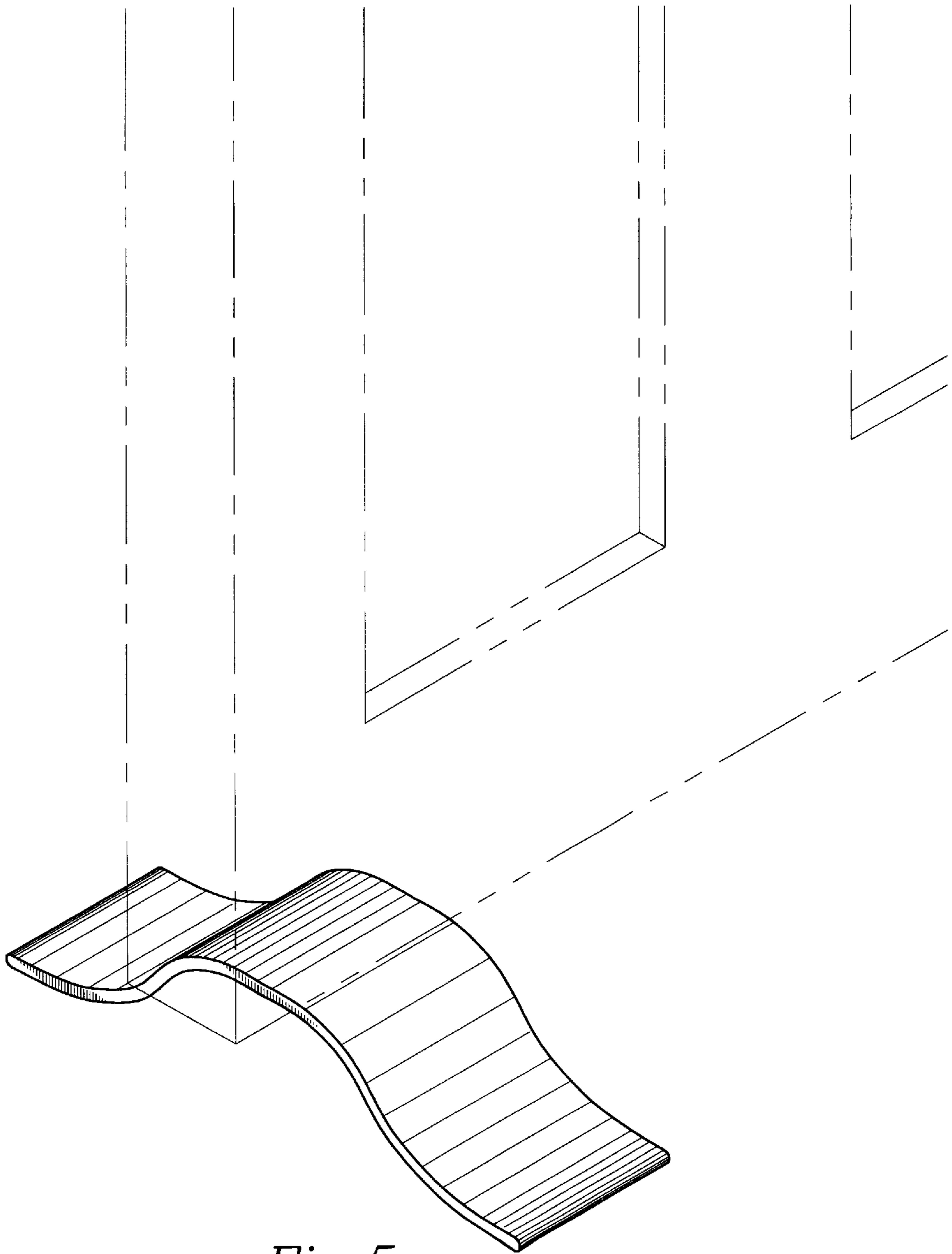
*Fig. 2*



*Fig. 3*



*Fig. 4*



*Fig. 5*