



US00D426138S

United States Patent [19]
Matyko

[11] **Patent Number: Des. 426,138**
[45] **Date of Patent: ** Jun. 6, 2000**

[54] **UPPER PORTION OF A PADLOCK BODY**

[75] Inventor: **Adalbert Matyko**, Asdod, Israel

[73] Assignee: **Mul-T-Lock Technologies Ltd**, Yavne, Israel

[**] Term: **14 Years**

[21] Appl. No.: **29/088,929**

[22] Filed: **Jun. 4, 1998**

[30] **Foreign Application Priority Data**

Dec. 8, 1997 [IL] Israel 28944

[51] **LOC (7) Cl.** **08-07**

[52] **U.S. Cl.** **D8/334**

[58] **Field of Search** D3/334, 343; 70/31, 70/35, 70, 51, 52, 56

[56] **References Cited**

U.S. PATENT DOCUMENTS

D. 078,846 6/1929 Soref D8/334

D. 335,813 5/1993 Appelbaum D8/334
D. 353,531 12/1994 Kahonen D8/334
D. 395,814 7/1998 Yang D8/334
4,107,965 8/1978 Miller et al. 70/52

Primary Examiner—Brian N. Vinson
Attorney, Agent, or Firm—Lilling & Lilling P.C.

[57] **CLAIM**

The ornamental design for an upper portion of a padlock body, as shown and described.

DESCRIPTION

FIG. 1 is a top, front, and left side perspective view of an upper portion of a padlock body showing my new design; FIG. 2 is a bottom plan view thereof; FIG. 3 is a front elevational view thereof; FIG. 4 is a right side elevational view thereof, the left side being a mirror image of that shown; FIG. 5 is a rear elevational view thereof; and, FIG. 6 is a top plan view thereof.

1 Claim, 1 Drawing Sheet

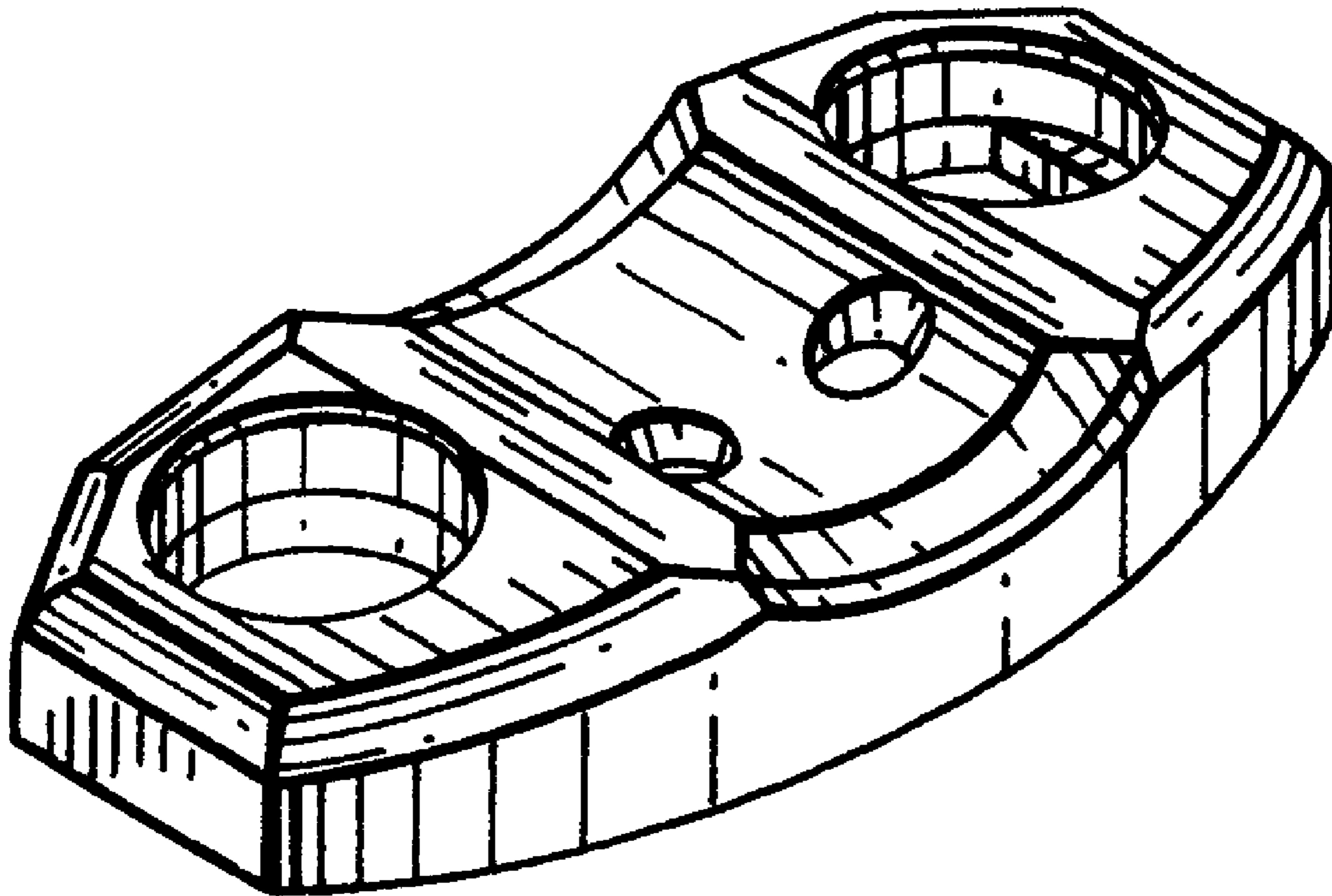


FIG. 1

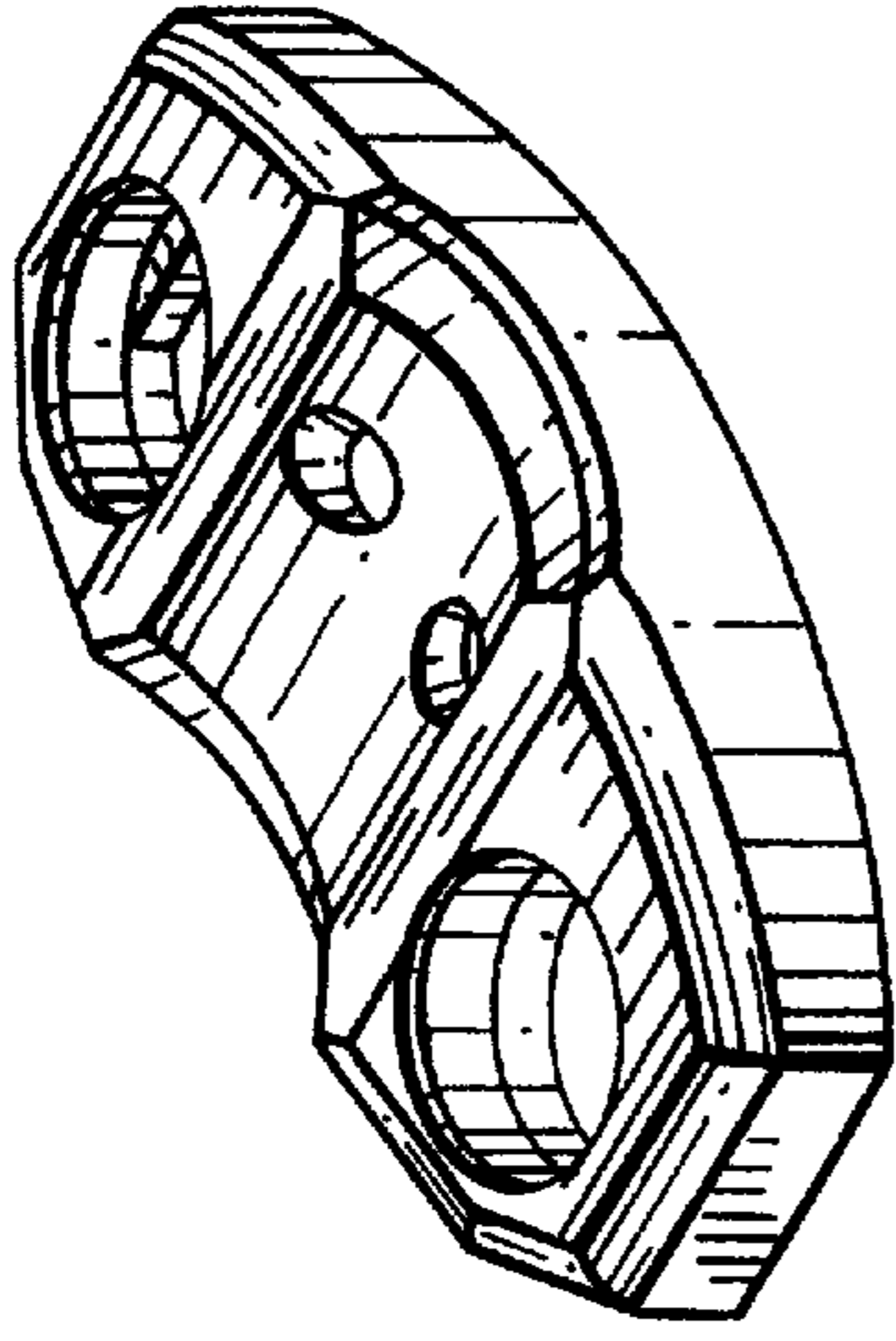


FIG. 2

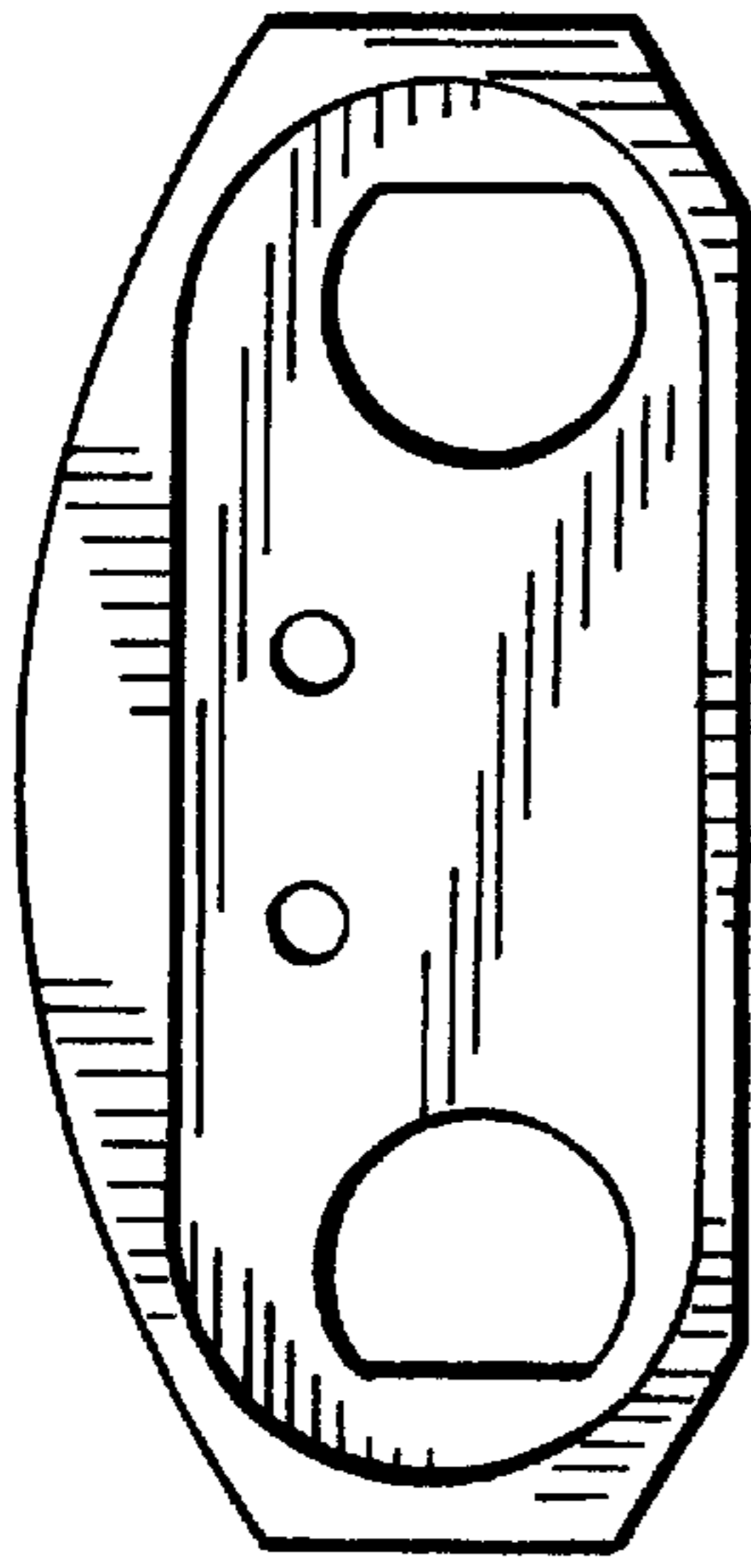


FIG. 3

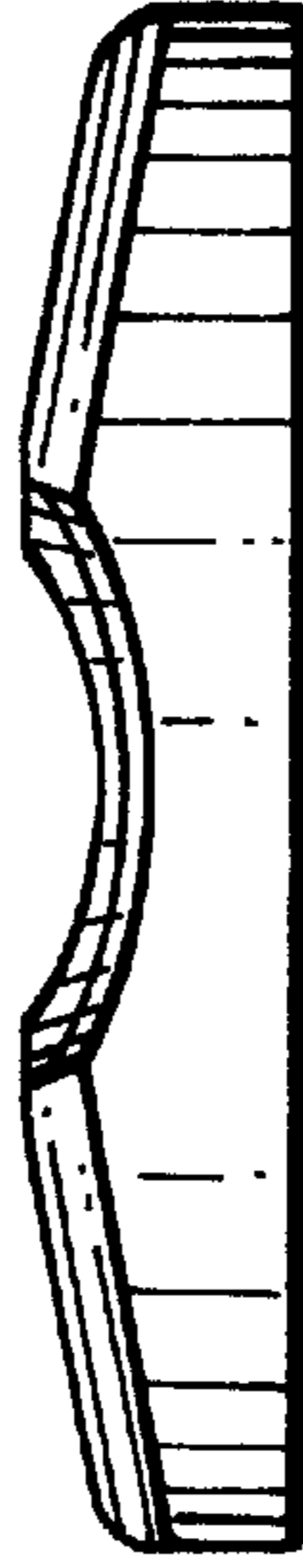


FIG. 4



FIG. 5

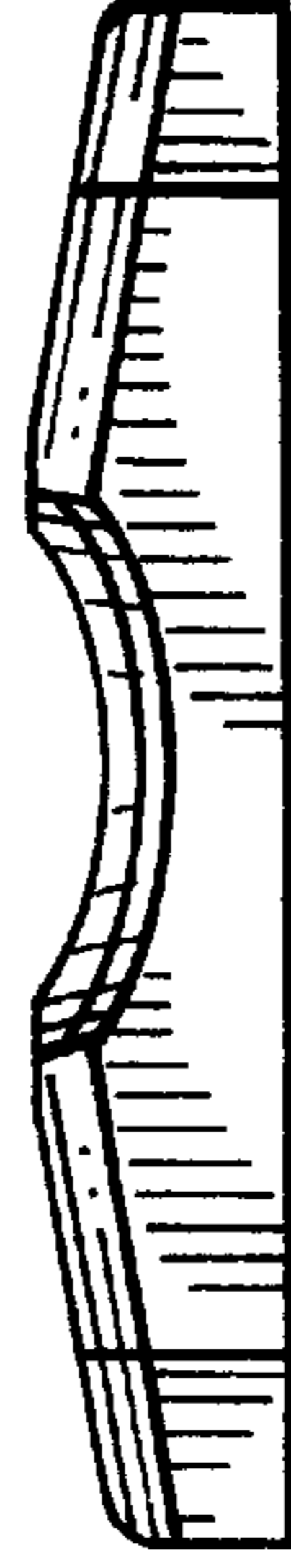


FIG. 6

