



US00D426133S

# United States Patent [19]

Degen et al.

[11] Patent Number: Des. 426,133

[45] Date of Patent: \*\* Jun. 6, 2000

[54] KNIFE HANDLE

[75] Inventors: **Klemens Degen**, Weibern;  
**Hans-Jürgen Schüller**, Königsfeld,  
both of Germany

[73] Assignee: **Wolcraft GmbH**, Kempenich,  
Germany

[\*\*] Term: **14 Years**

[21] Appl. No.: **29/098,247**

[22] Filed: **Dec. 23, 1998**

### [30] Foreign Application Priority Data

Jun. 29, 1998 [DE] Germany ..... M9806175

[51] LOC (7) Cl. .... **08-03**

[52] U.S. Cl. .... **D8/99**

[58] Field of Search ..... D8/98, 99, 107;  
30/151, 152, 153, 154, 155, 156, 157, 162,  
161, 158, 159

### [56] References Cited

#### U.S. PATENT DOCUMENTS

D. 319,378 8/1991 Wilcox ..... D8/99

D. 336,029	6/1993	Ragland et al. ....	D8/99
D. 349,227	8/1994	Ragland et al. ....	D8/99
D. 352,881	11/1994	Schmidt .....	D8/99
D. 395,219	6/1998	Ghavami .....	D8/99
D. 408,704	4/1999	Gilbert .....	D8/99
D. 413,247	8/1999	Schmidt .....	D8/99
D. 413,783	9/1999	Huang .....	D8/99

Primary Examiner—Philip S. Hyder  
Attorney, Agent, or Firm—Hill & Simpson

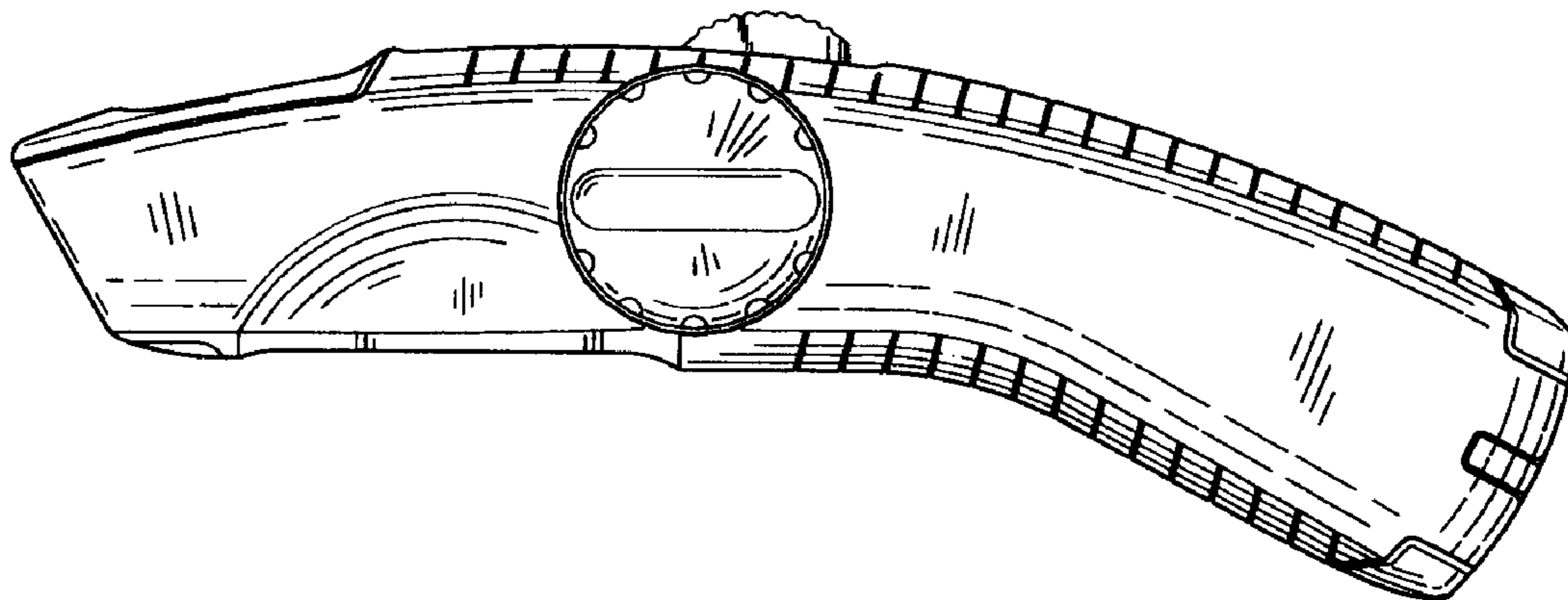
### [57] CLAIM

The ornamental design for a knife handle, as shown and described.

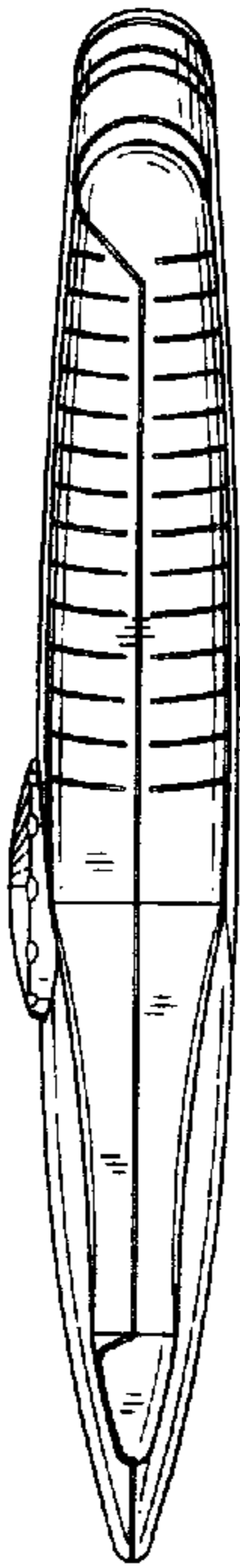
### DESCRIPTION

FIG. 1 is a front elevational view of the knife handle of the present invention;  
FIG. 2 is a top plan view of the knife handle of FIG. 1;  
FIG. 3 is a bottom plan view of the knife handle of FIG. 1;  
FIG. 4 is a butt-end view of the knife handle of FIG. 1;  
FIG. 5 is a blade-end view of the knife handle of FIG. 1; and,  
FIG. 6 is a back elevational view of the knife handle of FIG. 1.  
The knife handle is for a utility knife with a blade, which is retractable into the handle.

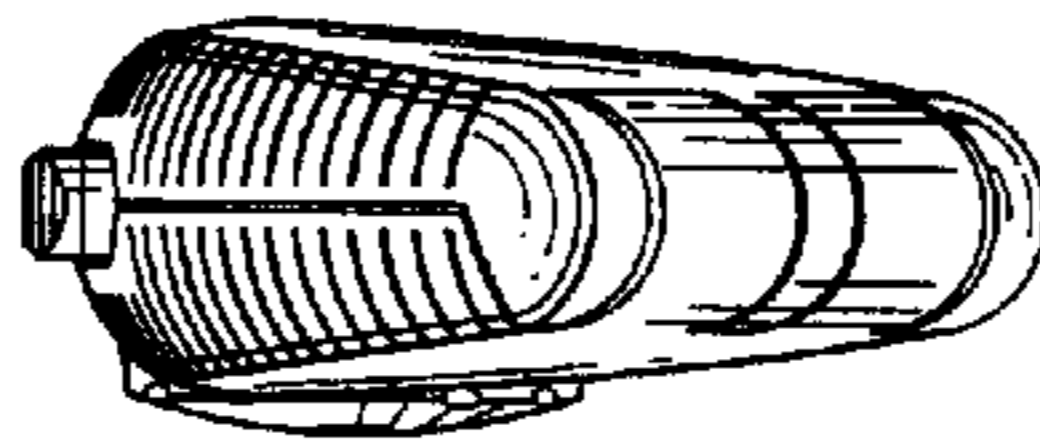
**1 Claim, 1 Drawing Sheet**



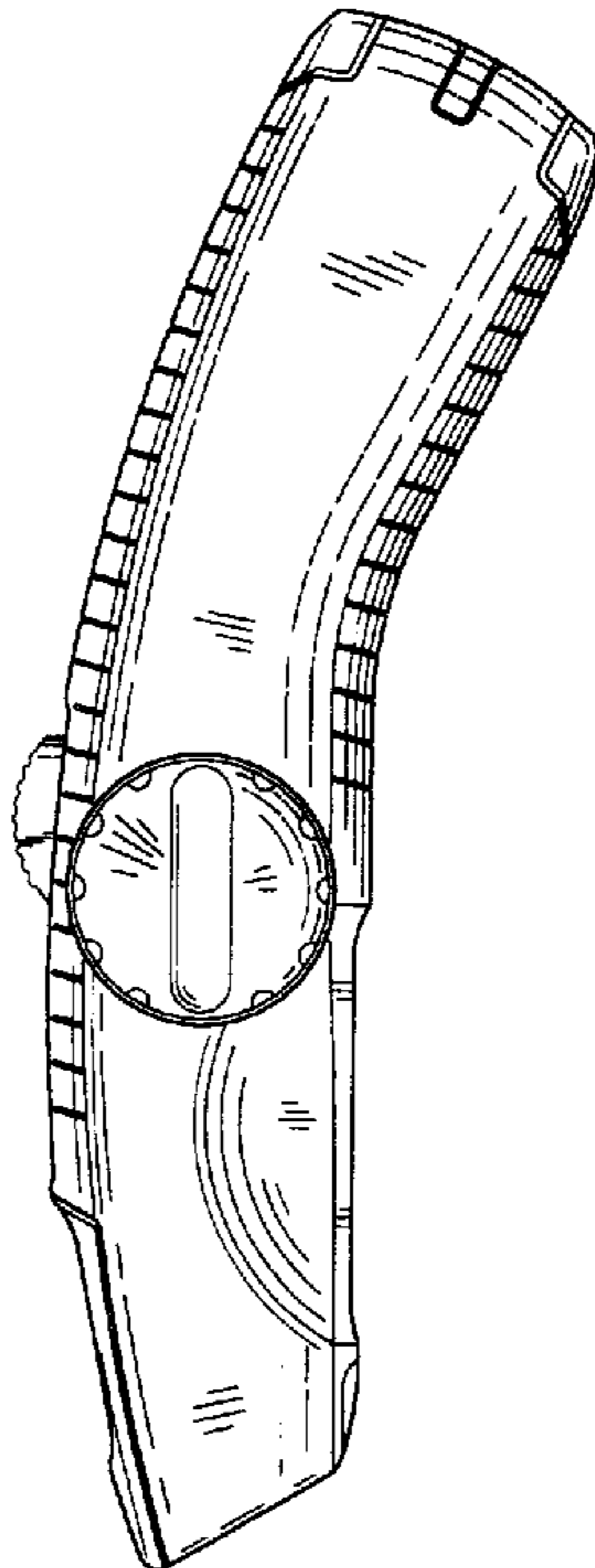
**Fig. 3**



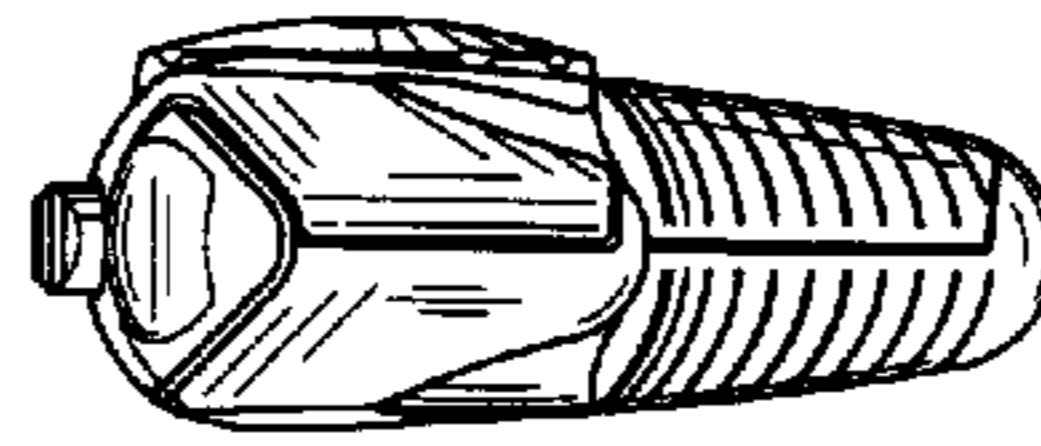
**Fig. 4**



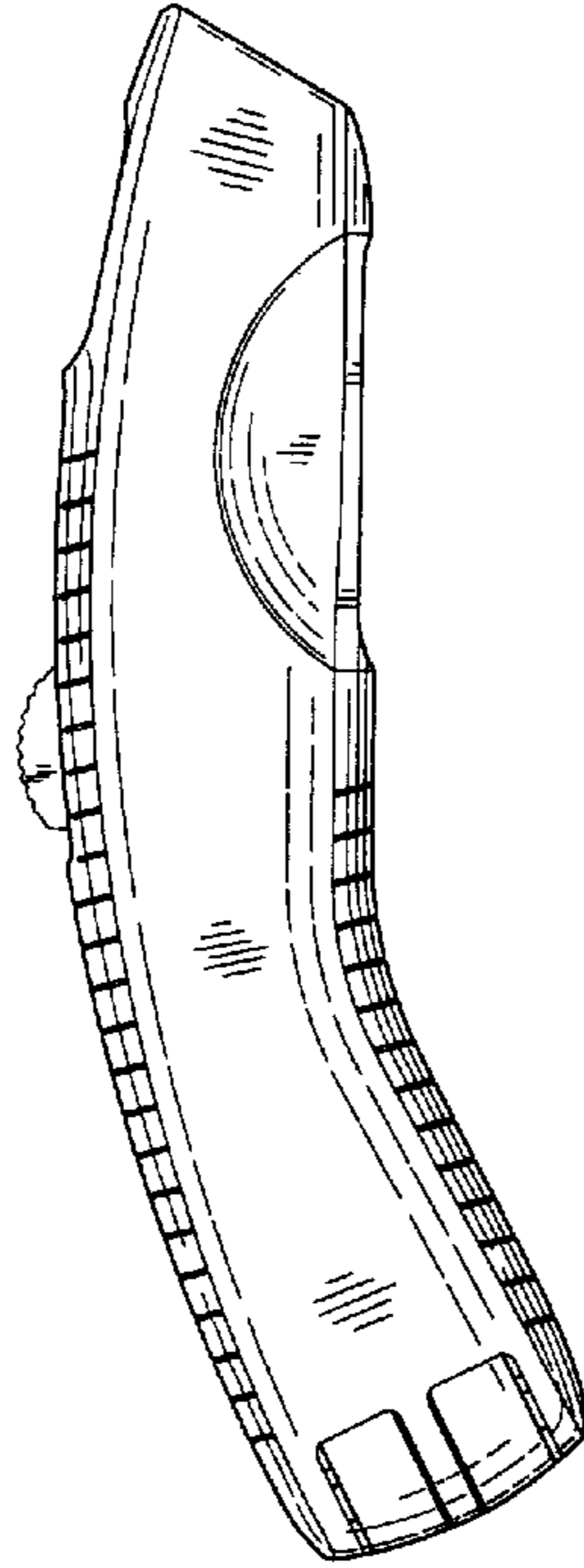
**Fig. 1**



**Fig. 5**



**Fig. 6**



**Fig. 2**

