



US00D426119S

United States Patent [19]
Godfrey

[11] **Patent Number: Des. 426,119**
[45] **Date of Patent: ** Jun. 6, 2000**

[54] **WATERING EXTENSION DEVICE FOR TREES, PLANTS, SHRUBS**
[76] Inventor: **Jason S. Godfrey, 5712 Centralia St., Las Vegas, Nev. 89129**
[**] Term: **14 Years**
[21] Appl. No.: **29/101,292**
[22] Filed: **Feb. 26, 1999**
[51] **LOC (7) Cl. 08-01**
[52] **U.S. Cl. D8/1**
[58] **Field of Search D8/1, 2; 47/79, 47/48.5, 40.5; 239/280-1, 532; D23/213**

[56] **References Cited**
U.S. PATENT DOCUMENTS
D. 373,939 9/1996 Swerkkick et al. D8/1
D. 380,946 7/1997 Peaphon D8/1
5,349,997 9/1994 Rial 47/40.5
5,809,691 9/1998 Frantz 47/40.5
5,894,695 4/1999 Stellatos 47/40.5

Primary Examiner—Robin V. Taylor
Attorney, Agent, or Firm—Harry M. Weiss; Jeffrey Weiss; Paul W. Davis

[57] **CLAIM**
The ornamental design for a watering extension device for trees, plants, shrubs, as shown and described.

DESCRIPTION
FIG. 1 is a right side elevational view of the watering extension device for trees, plants, shrubs showing my new design with the left side elevational view being the same view as the right side elevational view.
FIG. 2 is a view similar to the view of FIG. 1 showing the hat shaped member at the right end thereof tilted.
FIG. 3 is a view similar to the view of FIG. 1 without the hat shaped member.
FIG. 4 is a top view of the watering extension device for trees, plants, shrubs as shown in FIG. 2 with the hat shaped member tilted.
FIG. 5 is a top view of the watering extension device for trees, plants, shrubs as shown in FIG. 1 with the hat shaped member not tilted.
FIG. 6 is a bottom view of the watering extension device for trees, plants, shrubs as shown in FIG. 1.
FIG. 7 is a front elevational view of the watering extension device for trees, plants, shrubs as shown in FIG. 1; and, FIG. 8 is a rear elevational view of the watering extension device design for trees, plants, shrubs as shown in FIG. 1.

1 Claim, 1 Drawing Sheet






Fig. 1




Fig. 2




Fig. 3



Fig. 4



Fig. 5




Fig. 6



Fig. 7




Fig. 8