



US00D426069S

**United States Patent** [19]  
**Chen**

[11] **Patent Number: Des. 426,069**

[45] **Date of Patent: \*\* Jun. 6, 2000**

[54] **BACK BRUSH**

5,560,069 10/1996 Berger et al. .... 15/160

[76] Inventor: **Kuo-Chin Chen**, 2-1 Fl., No. 18, Alley  
47, Lane 208, Jui An Street, Ta An  
District, Taipei, Taiwan

*Primary Examiner*—Alan P. Douglas  
*Assistant Examiner*—Lavone D. Tabor  
*Attorney, Agent, or Firm*—Pro-Techtor International  
Services

[\*\*] Term: **14 Years**

[57] **CLAIM**

[21] Appl. No.: **29/081,616**

The ornamental design for a back brush, as shown and  
described.

[22] Filed: **Jan. 7, 1998**

[51] **LOC (7) Cl.** ..... **04-02**

[52] **U.S. Cl.** ..... **D4/128; D4/131**

[58] **Field of Search** ..... D4/127, 128, 131,  
D4/138; D28/63; 15/143.1, 159.1, 160,  
164, 206, 207, 114

**DESCRIPTION**

[56] **References Cited**

**U.S. PATENT DOCUMENTS**

176,197 4/1876 Rogers ..... 15/114  
1,967,597 7/1934 Schwartz ..... 15/206  
4,974,279 12/1990 Mathison ..... 15/160

FIG. 1 is a front elevation of a back brush showing my  
design;

FIG. 2 is a rear elevation thereof;

FIG. 3 is a left side elevation thereof;

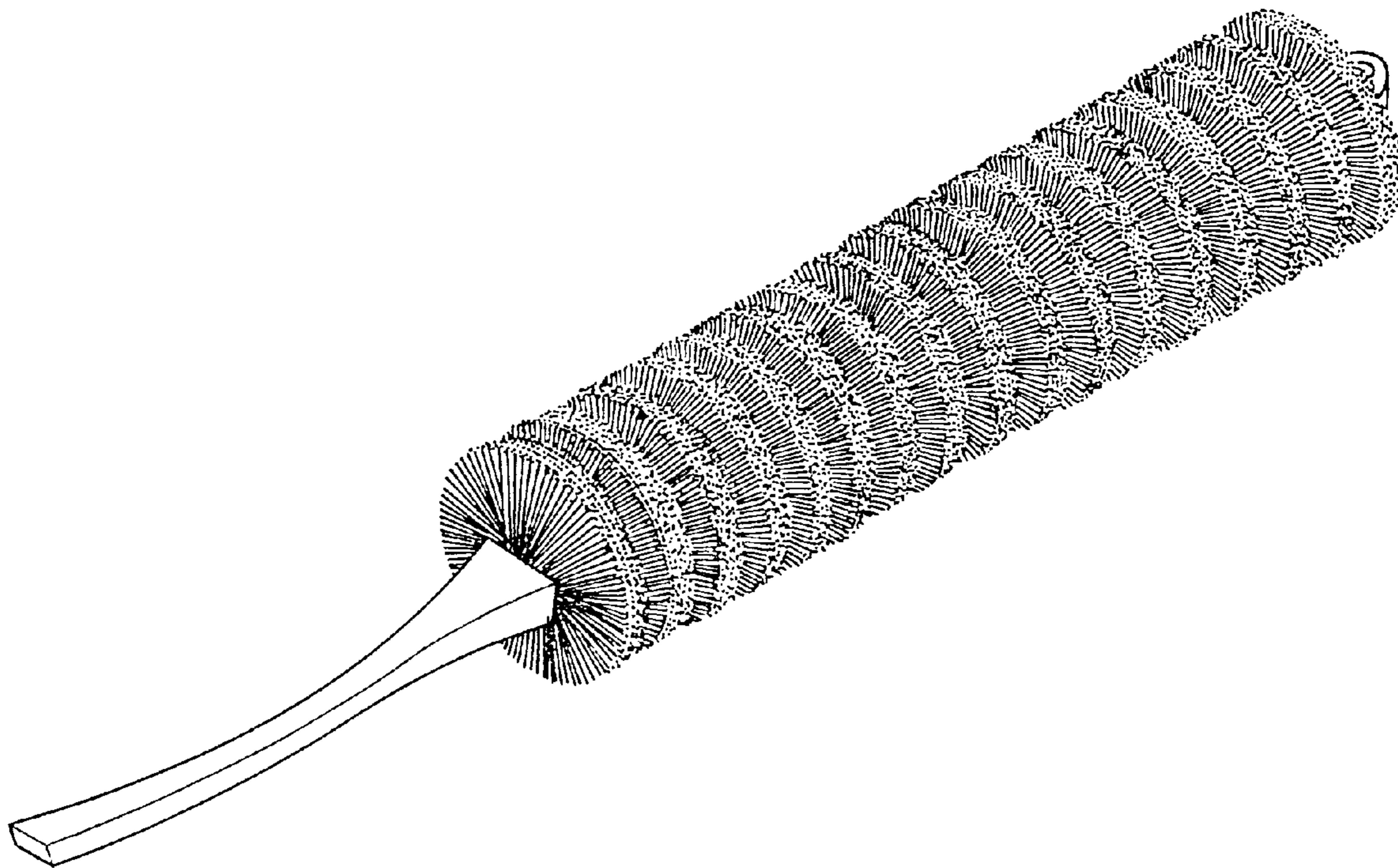
FIG. 4 is a right side elevation thereof;

FIG. 5 is a top plan view thereof;

FIG. 6 is a bottom plan view thereof; and,

FIG. 7 is a perspective view thereof.

**1 Claim, 4 Drawing Sheets**






FIG. 1




FIG. 2

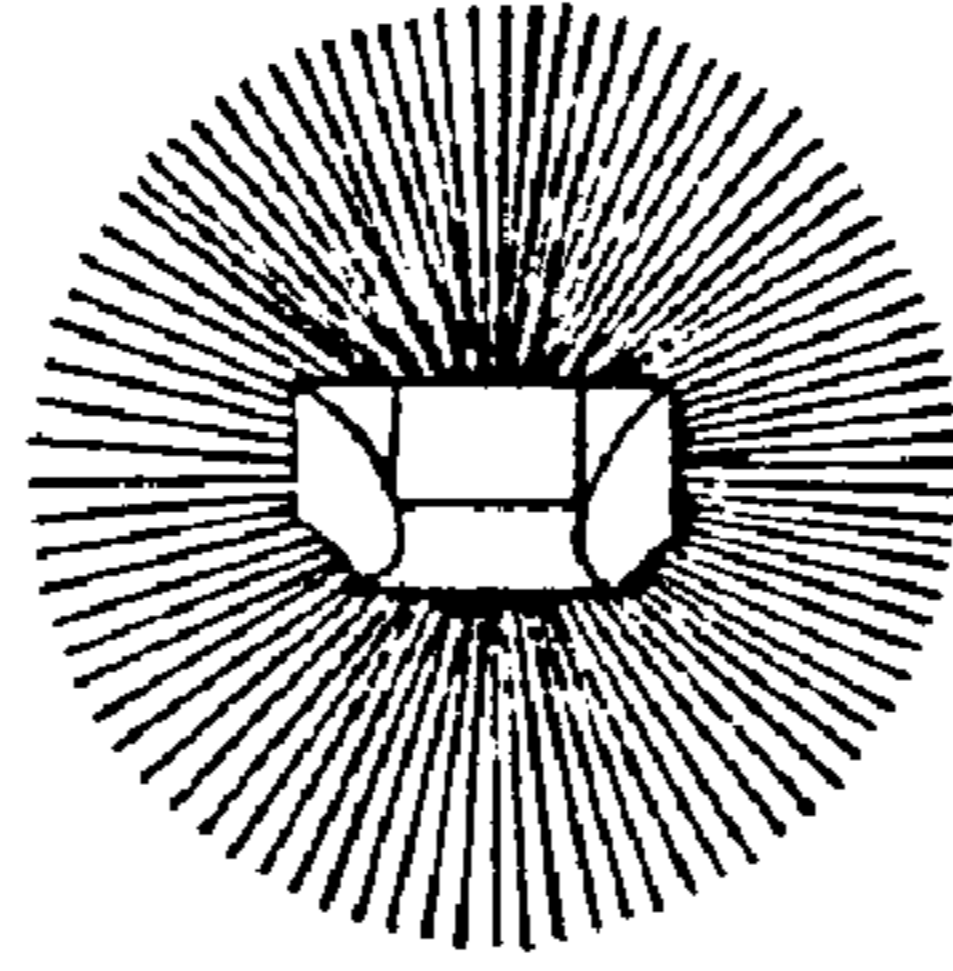


FIG. 3

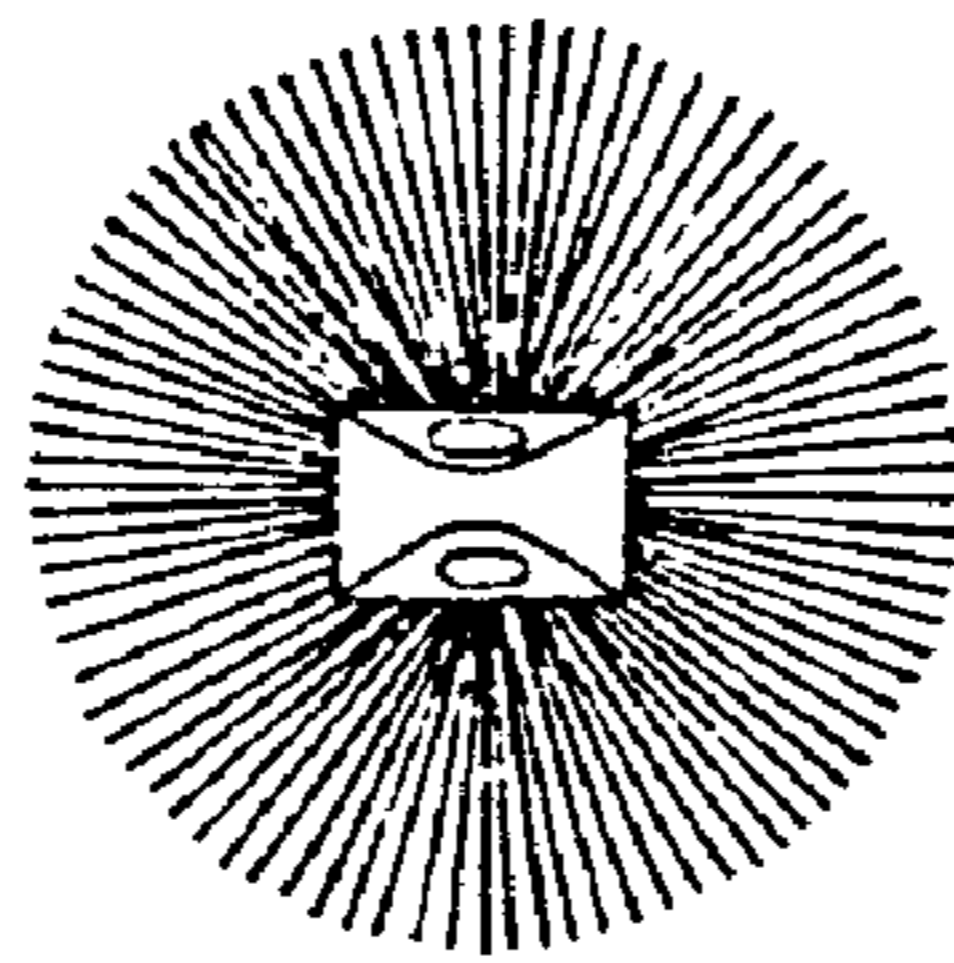


FIG. 4




FIG. 5




FIG. 6



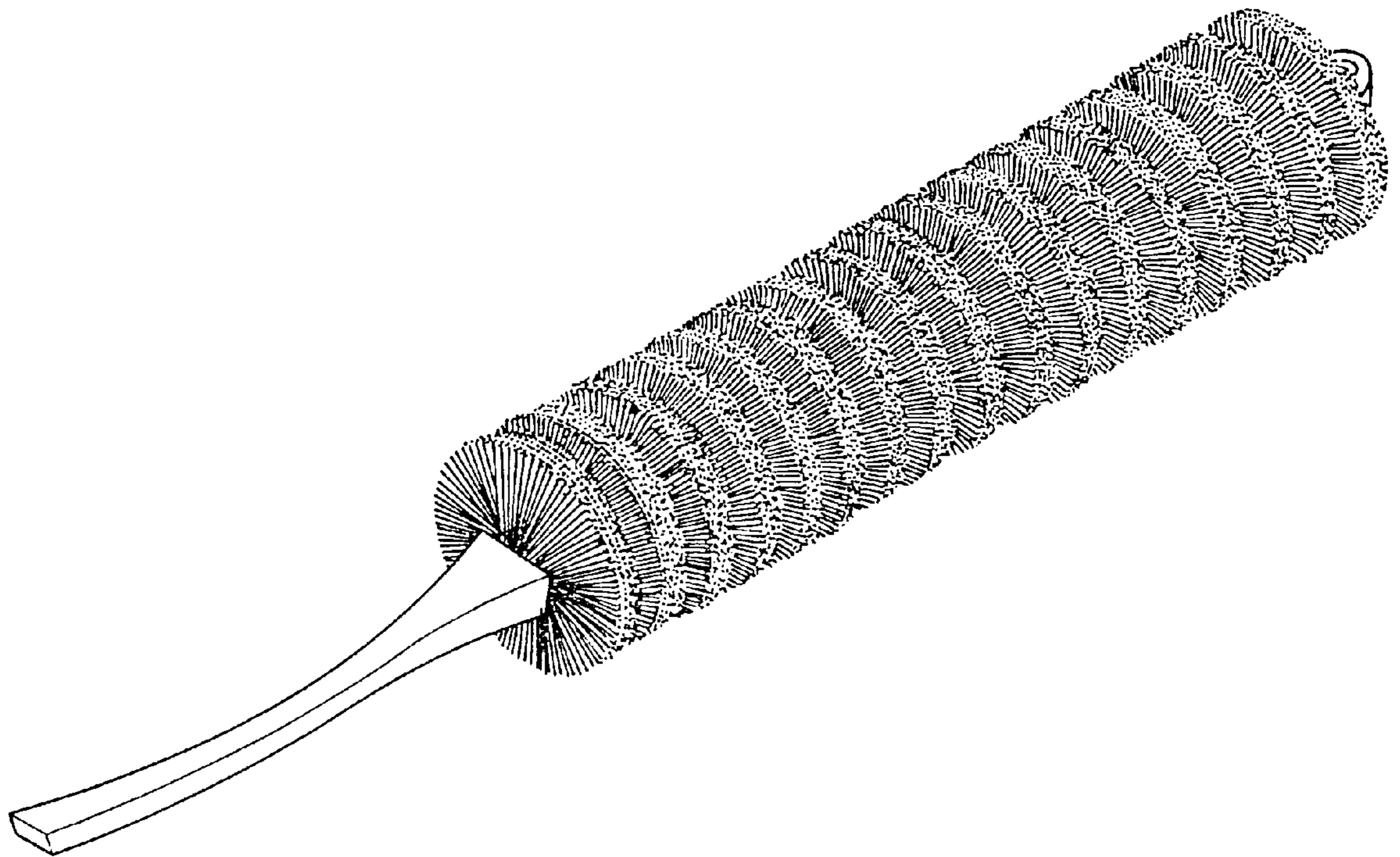


FIG. 7