



US00D426066S

United States Patent [19]
Price, Jr.

[11] **Patent Number: Des. 426,066**
[45] **Date of Patent: ** Jun. 6, 2000**

[54] **ARTICLE HOLDING DEVICE**

5,709,327 1/1998 LaMacchia et al. 24/499

[76] Inventor: **John D. Price, Jr.**, 37 Inglesid La.,
Liverpool, N.Y. 13090

FOREIGN PATENT DOCUMENTS

281934 12/1927 United Kingdom 294/149

[**] Term: **14 Years**

Primary Examiner—Louis S. Zarfes
Assistant Examiner—Robert A. Delehanty
Attorney, Agent, or Firm—George R. McGuire

[21] Appl. No.: **29/111,886**

[22] Filed: **Oct. 7, 1999**

[57] **CLAIM**

Related U.S. Application Data

The ornamental design for an article holding device, as shown and described.

[62] Division of application No. 29/101,445, Mar. 4, 1999.

DESCRIPTION

[51] **LOC (7) Cl.** **03-99**

FIG. 1 is a top plan view of an article holding device showing my new design;

[52] **U.S. Cl.** **D3/328**

FIG. 2 is a front elevation view shown broken away to indicate indeterminate length thereof;

[58] **Field of Search** D3/318, 328, 328.1,
D3/329, 323, 281, 290, 312, 308-309;
D9/443, 434; D8/300, 321; 190/116-117;
224/267-9, 929, 901, 901.4; 294/149; 24/3.13,
265 H, 499, 508

FIG. 3 is a bottom plan view thereof;

FIG. 4 is a fragmentary, side elevation view thereof; and,

FIG. 5 is a front, side elevation view of an article holding device shown broken away to indicate indeterminate length on a reduced scale in condition of use on a fireman's jacket.

[56] **References Cited**

U.S. PATENT DOCUMENTS

D. 256,520 8/1980 DiCarlo et al. D3/259
D. 304,671 11/1989 Reaney D8/300
D. 389,644 1/1998 Marziale et al. D3/318
D. 397,840 9/1998 Slocum D2/891
2,297,661 9/1942 Okum 24/3.13
5,414,903 5/1995 Porteous 24/3.4
5,564,116 10/1996 Roy 24/508

The fragmentary cris-cross pattern shown in the drawing is understood to represent woven cord and is repeated uniformly throughout the areas shown.

The broken line showing of a slidable clamping mechanism and a fireman's jacket are for illustrative purposes only and form no part of the claimed design.

1 Claim, 2 Drawing Sheets

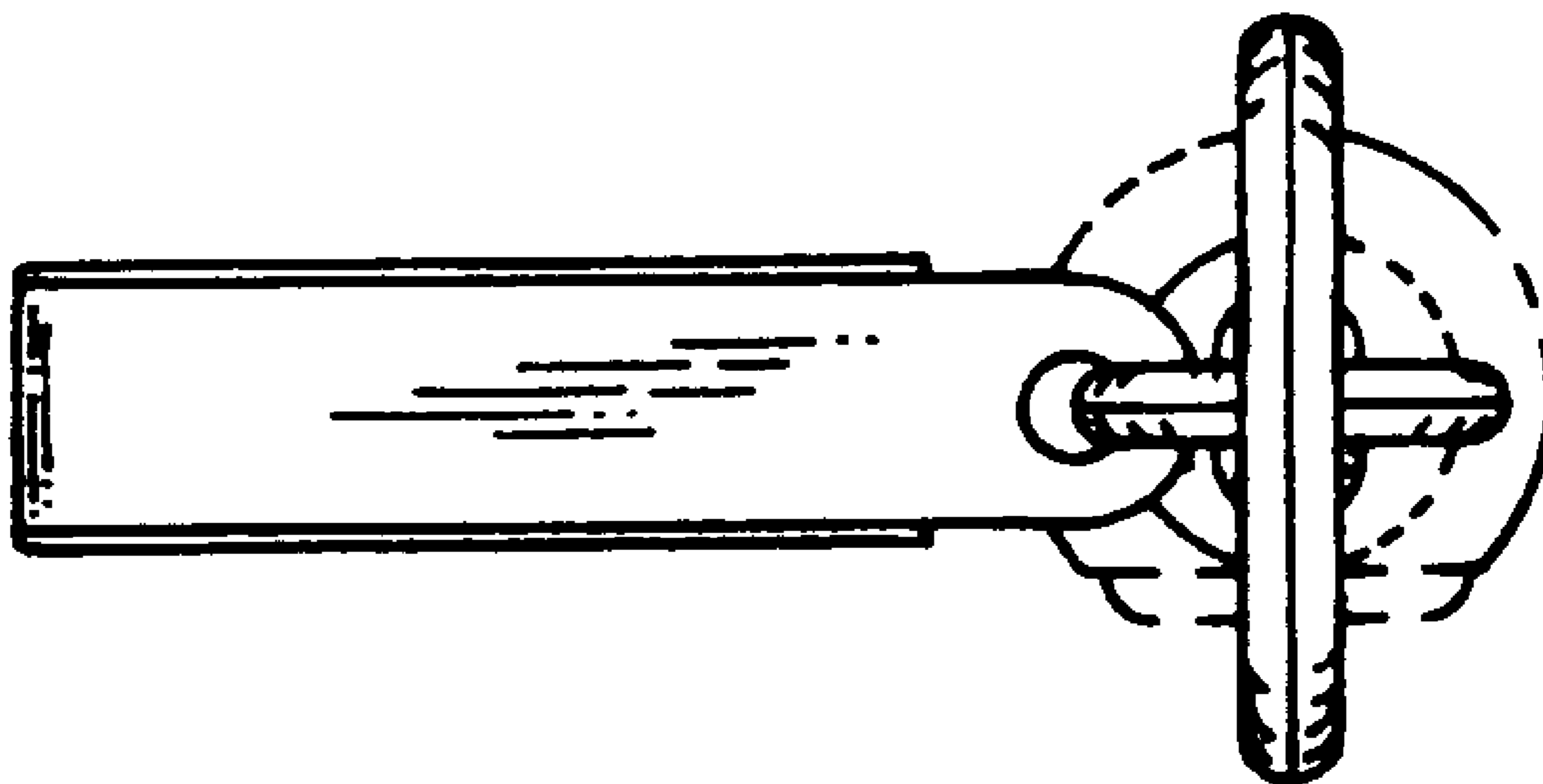


FIG. 1

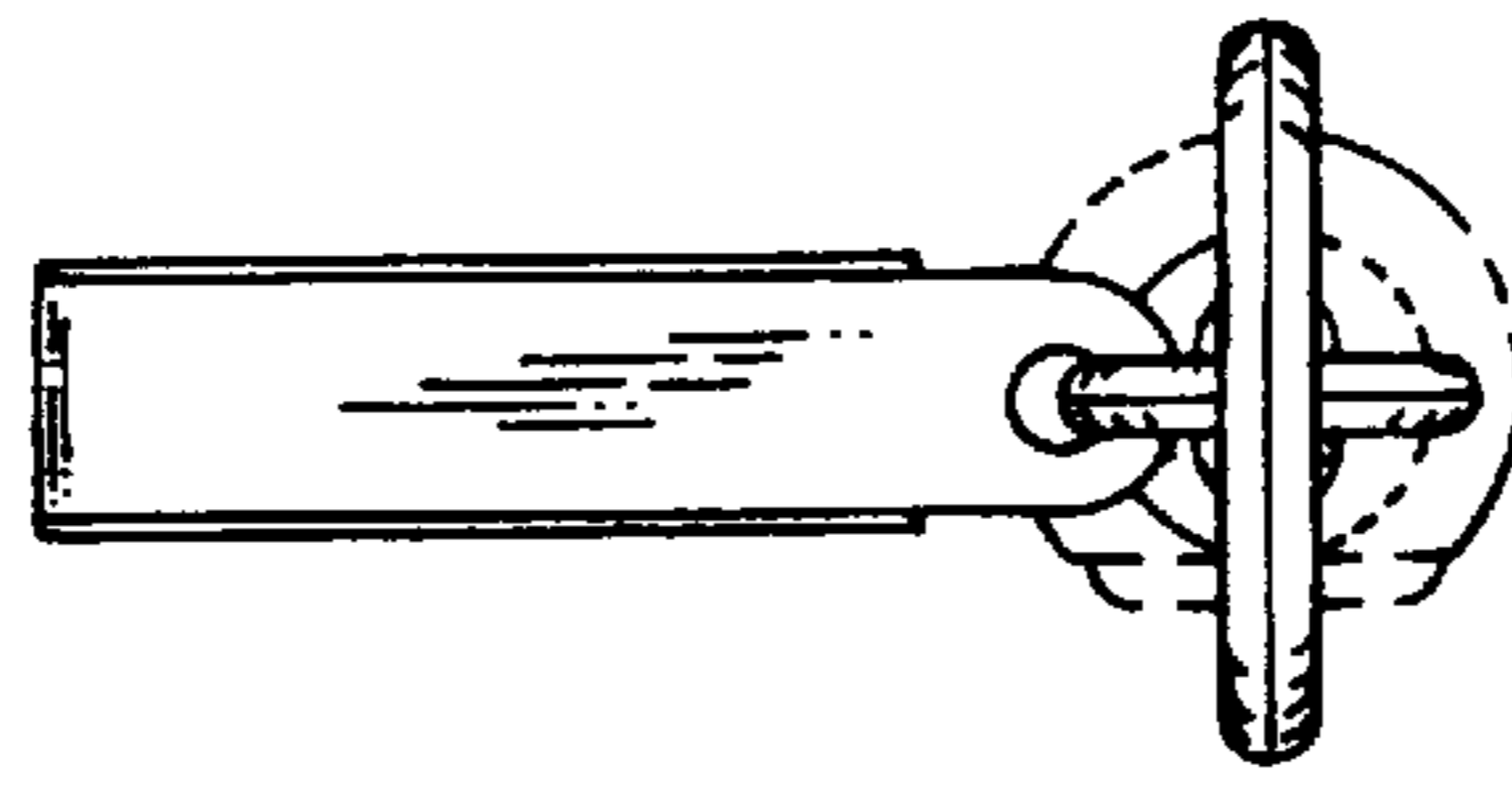


FIG. 2

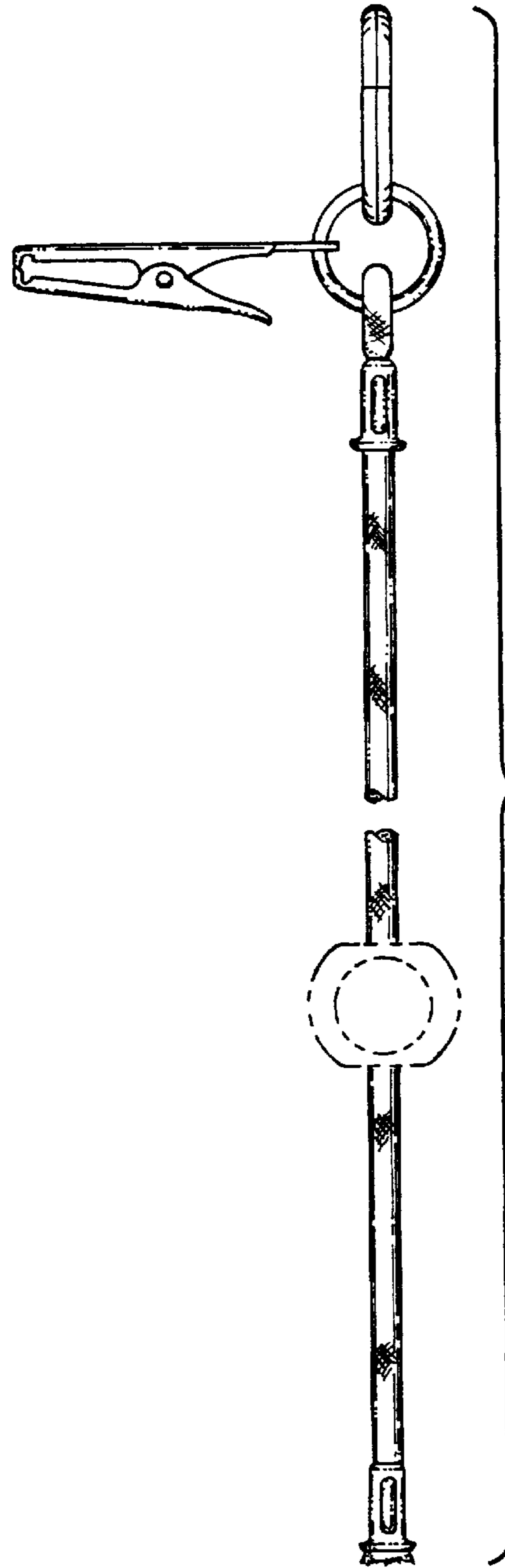


FIG. 3


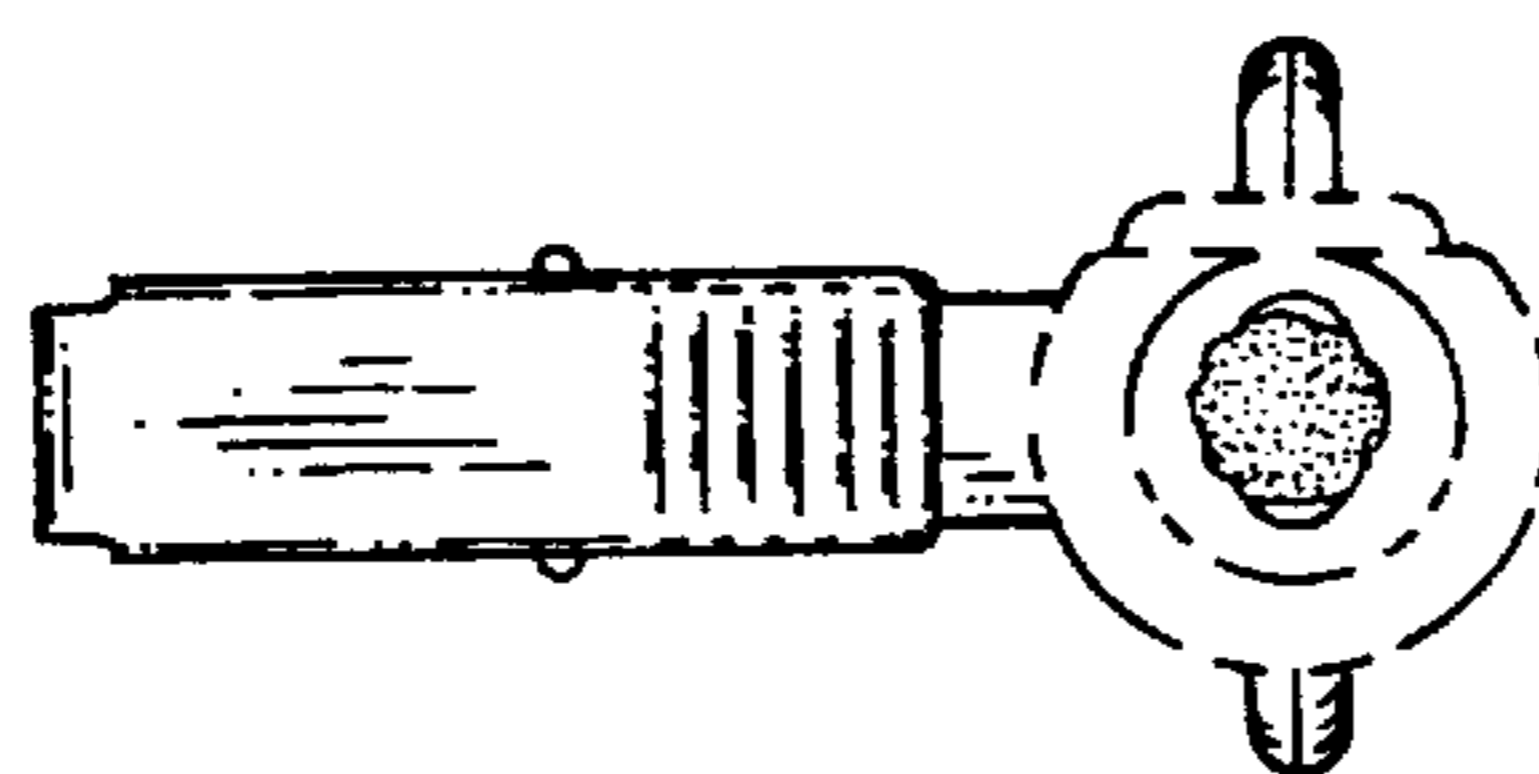


FIG. 4

FIG. 5

