



US00D426064S

# United States Patent [19]

Douglas et al.

[11] **Patent Number: Des. 426,064**

[45] **Date of Patent: \*\* Jun. 6, 2000**

[54] **STORAGE CONTAINER LID**

[75] Inventors: **Patrick Douglas**, Minneapolis, Minn.;  
**Jonathan Mandell**, North Canton, Ohio

[73] Assignee: **Rubbermaid Incorporated**, Wooster, Ohio

[\*\*] Term: **14 Years**

[21] Appl. No.: **29/101,380**

[22] Filed: **Mar. 2, 1999**

[51] **LOC (7) Cl.** ..... **03-99**

[52] **U.S. Cl.** ..... **D3/326**

[58] **Field of Search** ..... D3/326, 323, 318,  
D3/273, 302, 312, 314; D9/423, 424, 425,  
420; 220/354, 355; 206/503, 508, 515,  
518, 520

[56] **References Cited**

**U.S. PATENT DOCUMENTS**

- D. 374,774 10/1996 Cassel ..... D3/273 X
- D. 376,260 12/1996 Haley et al. .... D3/323

- D. 376,693 12/1996 Wolff ..... D3/323
- D. 394,554 5/1998 Mann et al. .... D3/323
- D. 401,064 11/1998 Cheris et al. .... D3/302
- D. 401,763 12/1998 Wolff ..... D3/273
- D. 411,353 6/1999 Dickinson ..... D3/323

*Primary Examiner*—Louis S. Zarfes  
*Assistant Examiner*—Catherine R. Oliver  
*Attorney, Agent, or Firm*—Richard B. O’Planick

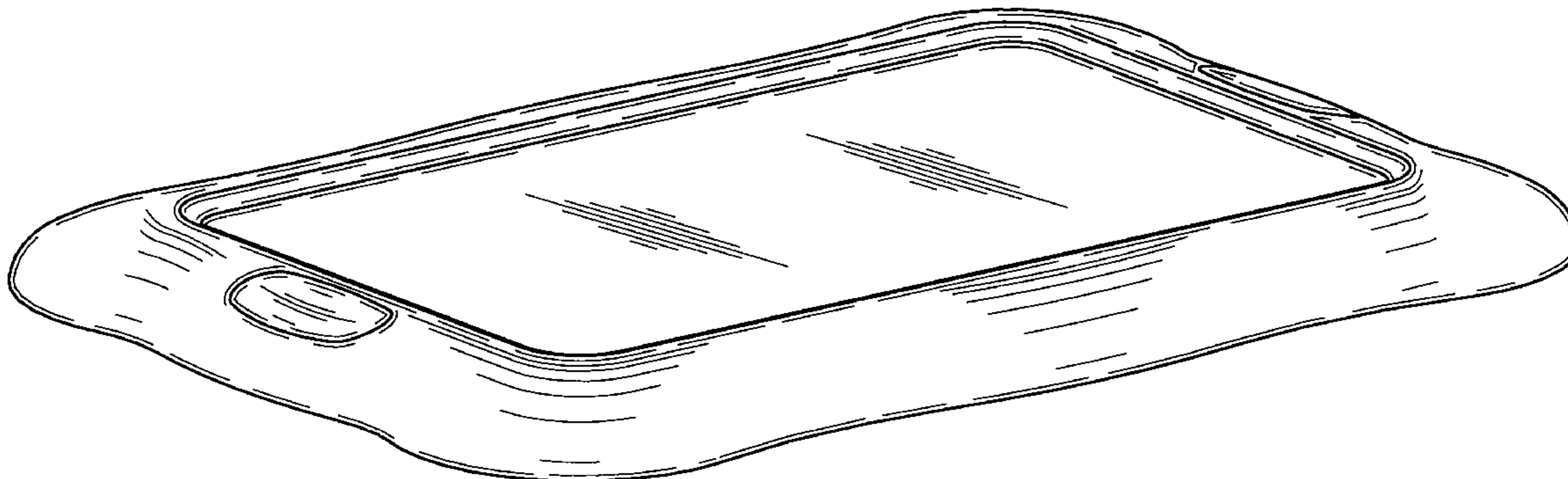
[57] **CLAIM**

The ornamental design for a storage container lid, as shown and described.

**DESCRIPTION**

FIG. 1 is a top left front perspective view of a storage container lid showing our new design; FIG. 2 is a front elevational view thereof; the rear elevational view being a mirror image; FIG. 3 is a top plan view thereof; FIG. 4 is a right side elevational view thereof; the left side elevational view being a mirror image; and, FIG. 5 is a bottom plan view thereof.

**1 Claim, 5 Drawing Sheets**



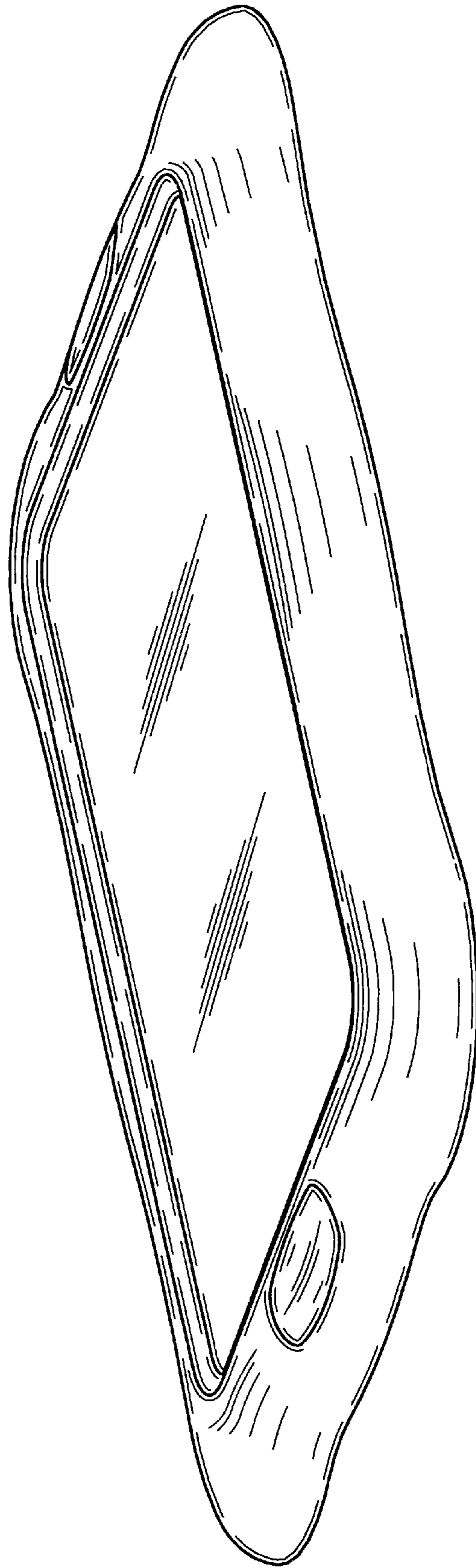


FIG. 1

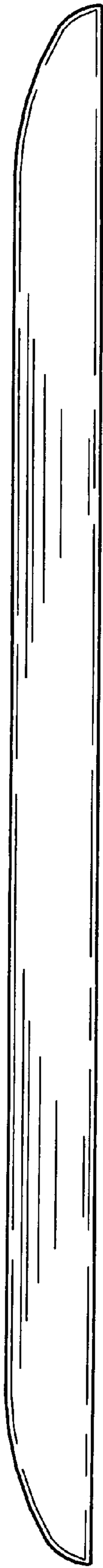


FIG. 2

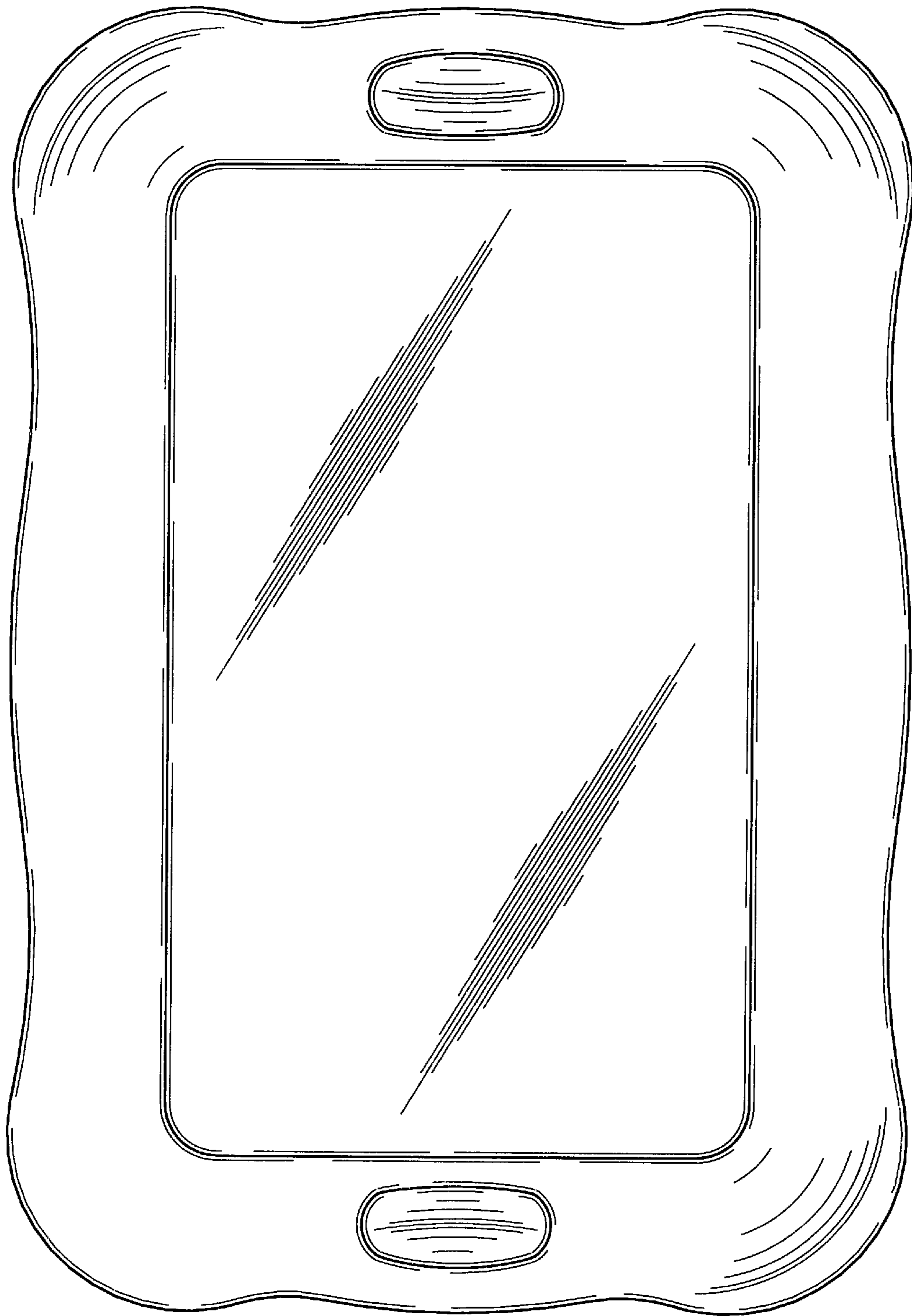


FIG. 3




FIG. 4

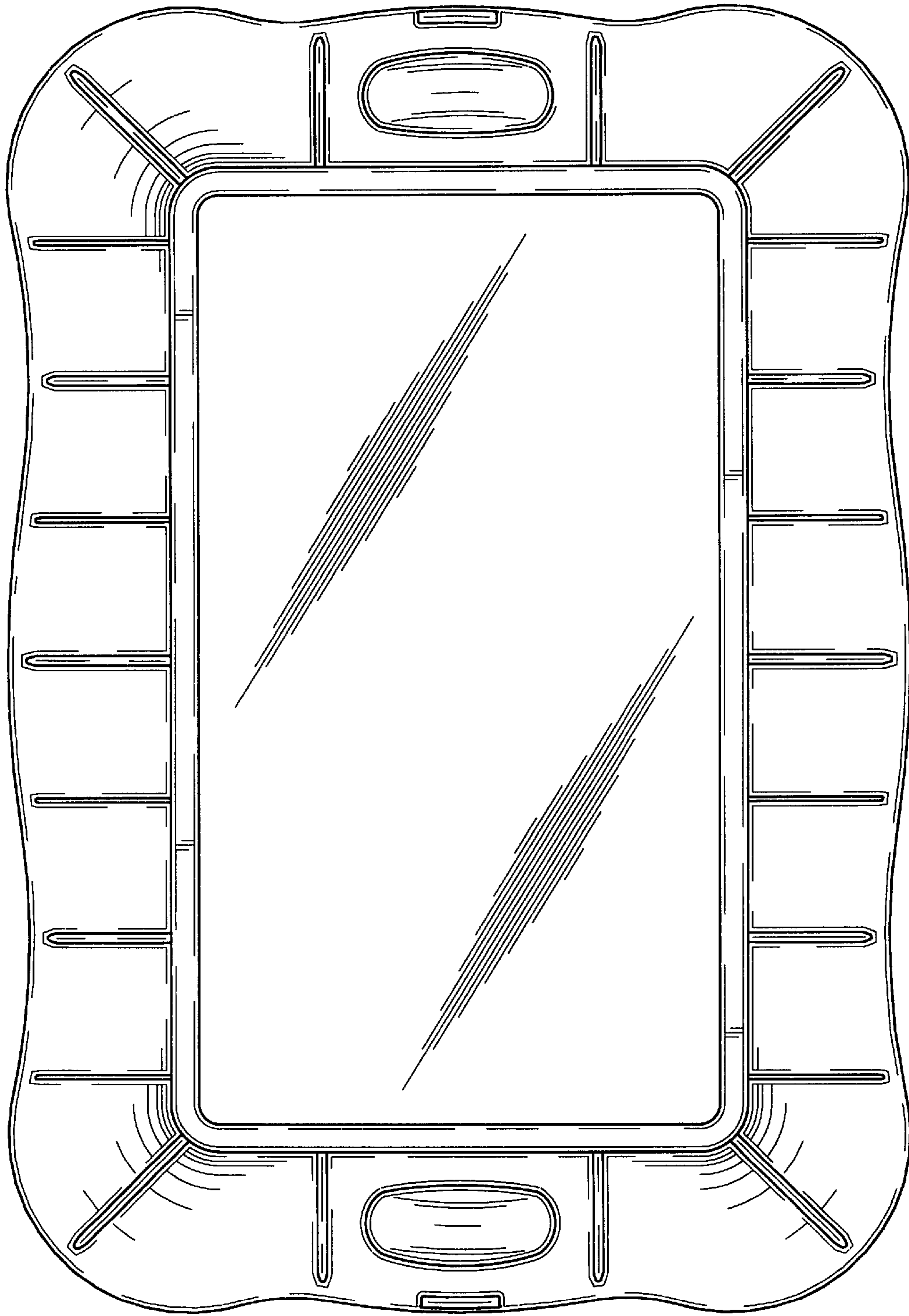


FIG. 5