



US00D426026S

# United States Patent [19] Maturaporn

[11] Patent Number: **Des. 426,026**

[45] Date of Patent: **\*\* May 30, 2000**

[54] **BUTTON SCRUNCHY**

[76] Inventor: **Thawatchai Maturaporn**, 19th Fl., TIT Tower, 861/8 Soi Wat Pai-Ngern, Bangklo, Bang-Korlaem, Bangkok, Thailand, 10120

[\*\*] Term: **14 Years**

[21] Appl. No.: **29/107,434**

[22] Filed: **Jul. 7, 1999**

[51] **LOC (7) Cl.** ..... **28-03**

[52] **U.S. Cl.** ..... **D28/41**

[58] **Field of Search** ..... D28/39-43; D2/500, D2/501, 865, 875, 877, 894, 895, 600, 602, 625, 637; D11/3, 5; 132/273, 275, 246-248, 55, 128; 2/162, 170, 171, 174, 181, 207, 209.11, DIG. 11, 301, 311-313, 321, 335, 338

### [56] **References Cited**

#### U.S. PATENT DOCUMENTS

D. 280,942	10/1985	Topalian	.....	D28/42
D. 323,907	2/1992	Andrade	.....	D28/41
1,009,923	11/1911	Moll	.....	132/247
2,560,267	7/1951	Baker et al.	.....	132/273
2,649,097	8/1953	Chernack	.....	132/246
4,785,834	11/1988	Gonzales	.....	132/275
5,233,704	8/1993	Booher	.....	2/207
5,456,274	10/1995	Selbee et al.	.....	132/275
5,458,108	10/1995	Jacobs	.....	132/156
5,655,224	8/1997	Sears	.....	2/171
5,771,907	6/1998	Dickson	.....	132/247
5,826,598	10/1998	Meehan	.....	132/275

5,867,833 2/1999 LeDonne ..... 2/171

#### FOREIGN PATENT DOCUMENTS

24385 of 1896 United Kingdom ..... 132/273

#### OTHER PUBLICATIONS

Hong Kong Enterprise Oct. 1990, p. 642: item No. HA151-EF106.

Smith, et al. Bunchies; Possibilities® of Denver, Co.. 1992. 1) p. 3: bunchie in step 4; 2) p. 18: bunchie in step 2.

*Primary Examiner*—Ted Shooman

*Assistant Examiner*—C Tuttle

*Attorney, Agent, or Firm*—Raymond Y. Chan; David and Raymond

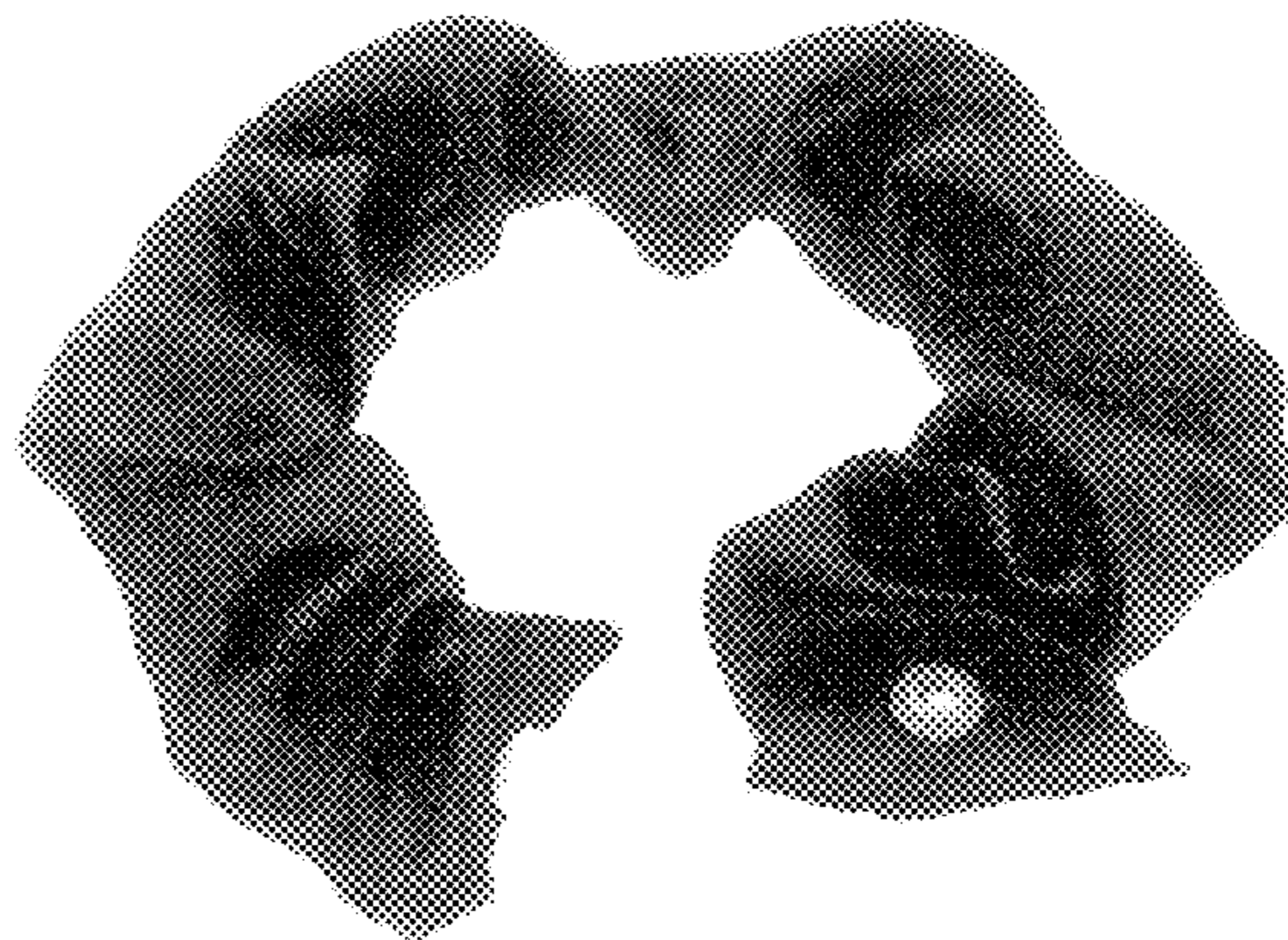

### [57] **CLAIM**

The ornamental design for a button scrunchy, as shown and described.

### **DESCRIPTION**

FIG. 1 is a perspective view showing my new design; FIG. 2 is a top view thereof; shown on a reduced scale; FIG. 3 is a bottom view thereof; FIG. 4 is a front view thereof; FIG. 5 is a rear view thereof; FIG. 6 is a left end view thereof; FIG. 7 is a right end view thereof; FIG. 8 is a top view showing the design in an opened position position; and, FIG. 9 is a front view on a reduced scale, showing the design in a fully extended position.

**1 Claim, 9 Drawing Sheets**






FIG. 1




FIG. 2




FIG. 3

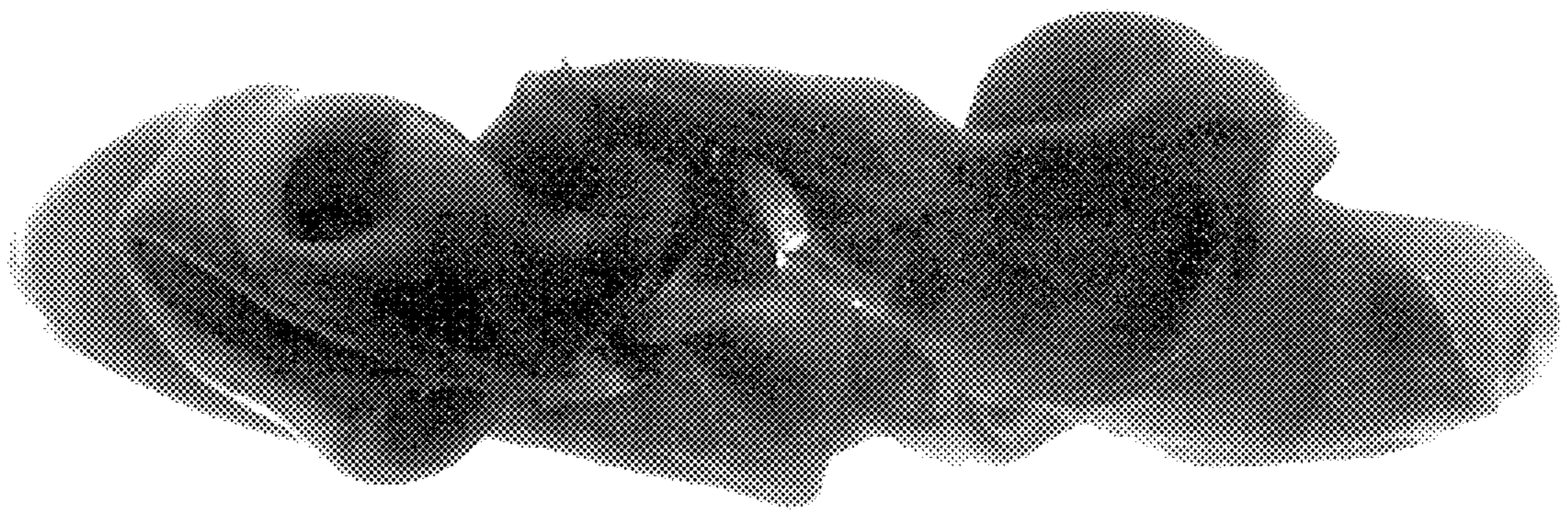


FIG. 4




FIG. 5

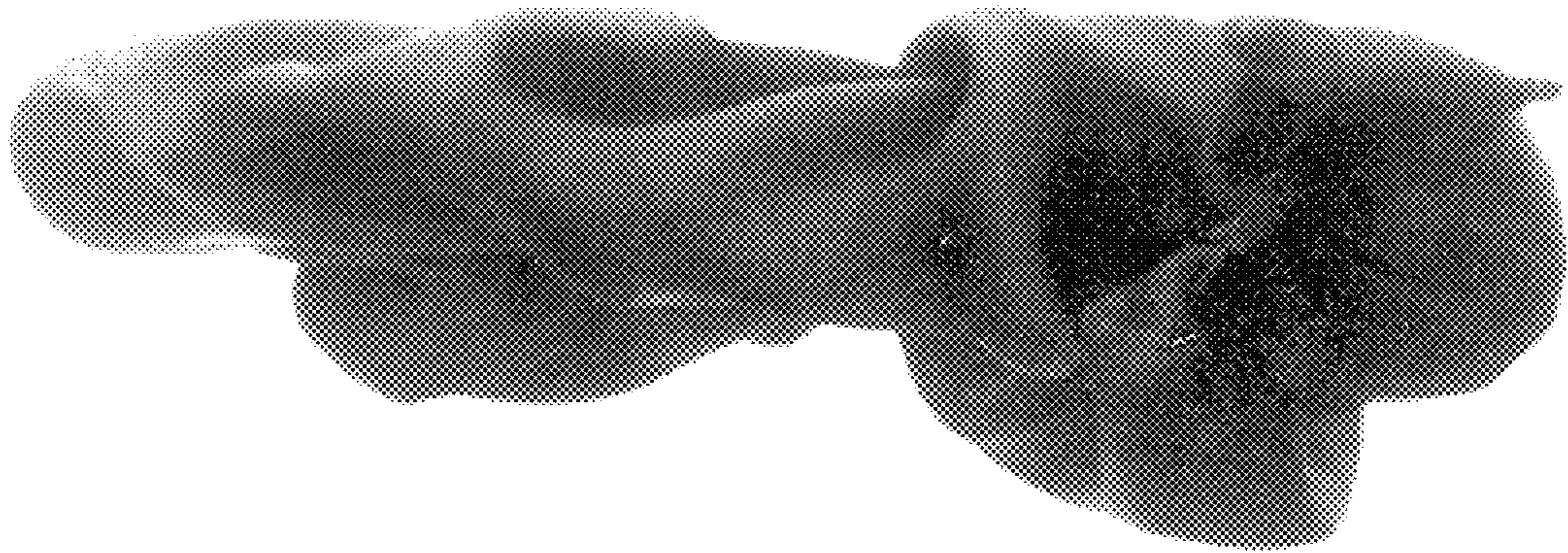


FIG. 6




FIG. 7





FIG. 8



FIG. 9