



US00D425993S

United States Patent [19]

Bzoch

[11] **Patent Number: Des. 425,993**

[45] **Date of Patent: ** May 30, 2000**

[54] **WALKING PAD**

[75] Inventor: **Jan J. Bzoch**, Treasure Island, Fla.

[73] Assignee: **Orthosis Corrective Systems Corporation**, Pinellas Park, Fla.

[**] Term: **14 Years**

[21] Appl. No.: **29/111,727**

[22] Filed: **Oct. 1, 1999**

[51] **LOC (7) Cl. 24-04**

[52] **U.S. Cl. D24/192; D2/947; D2/954; D2/957**

[58] **Field of Search** D2/760, 902, 904, D2/908, 909, 911, 914, 916, 920, 946-948, 951-962, 964, 972, 977; D24/190, 192; 36/22 R, 24.5, 25 A, 25 R, 28, 29, 32 R, 43, 59 C, 59 R, 67 A, 72 C, 102, 103, 129, 134, 149; 182/882; 602/23, 27

[56] **References Cited**

U.S. PATENT DOCUMENTS

- D. 262,156 12/1981 Grubelnig D24/192
- D. 271,539 11/1983 Bergmans D2/960
- D. 337,876 8/1993 Kilbey D24/192

- D. 384,747 10/1997 Varn D24/192
- D. 388,590 1/1998 Johnson D2/914
- D. 418,664 1/2000 Sacra D2/952
- 2,725,648 12/1955 Kirk et al. 602/23
- 5,088,479 2/1992 Detoro 602/27
- 5,454,382 10/1995 Tariah et al. 128/882

Primary Examiner—Celia Murphy
Attorney, Agent, or Firm—Larson & Larson, P.A.; James E. Larson

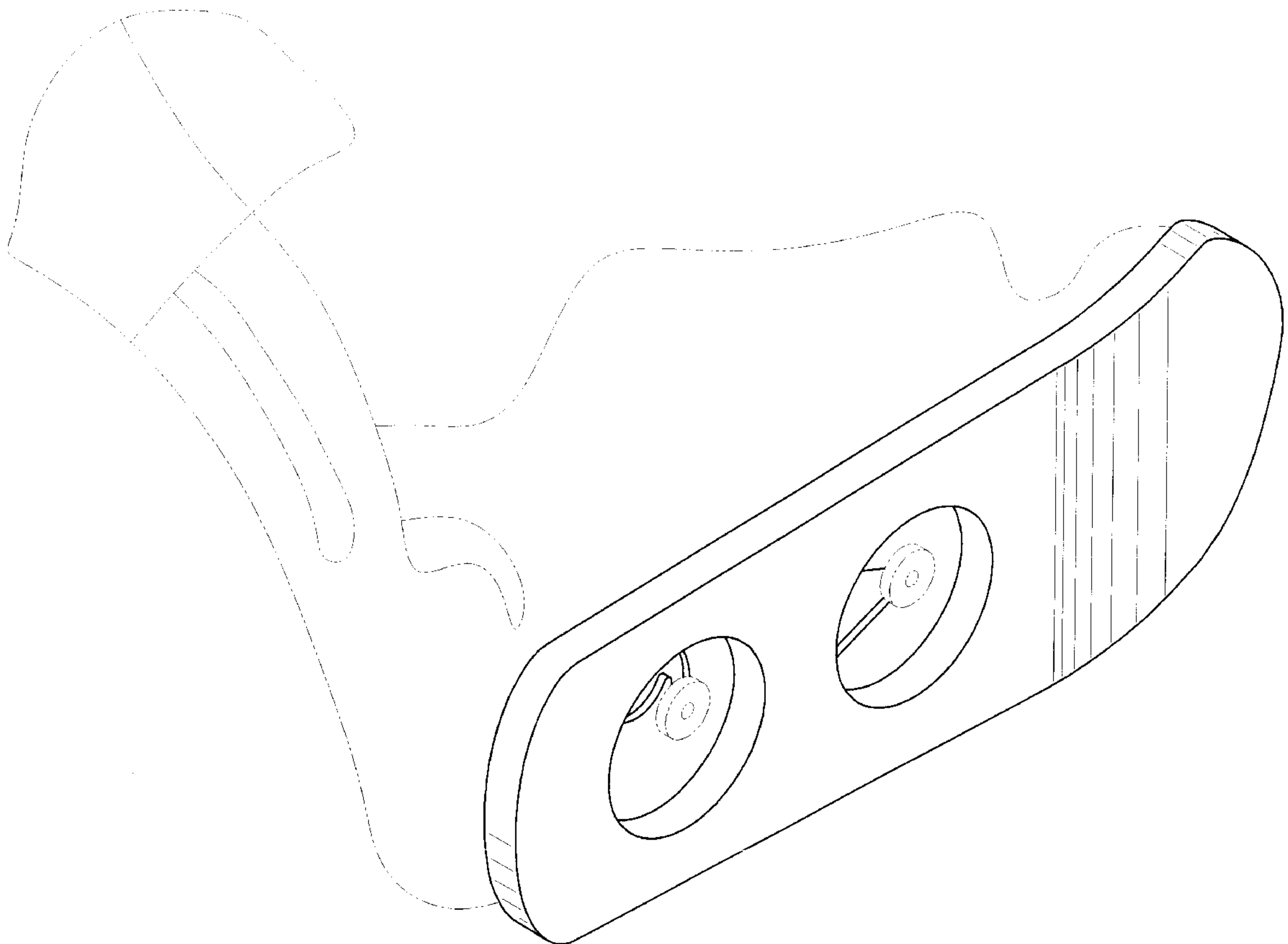
[57] **CLAIM**

The ornamental design for a walking pad, as shown and described.

DESCRIPTION

FIG. 1 is a front elevational view of the walking pad showing my new design;
 FIG. 2 is a rear elevational view thereof;
 FIG. 3 is a left side elevational view thereof;
 FIG. 4 is a right elevational view thereof;
 FIG. 5 is a top plan view thereof;
 FIG. 6 is a bottom plan view thereof; and,
 FIG. 7 is a perspective view of the walking pad attached to an ankle/foot orthosis showing my new design.
 No part of the phantom lines in FIG. 7 form any part of the invention.

1 Claim, 4 Drawing Sheets






Fig. 1




Fig. 2




Fig. 3




Fig. 4

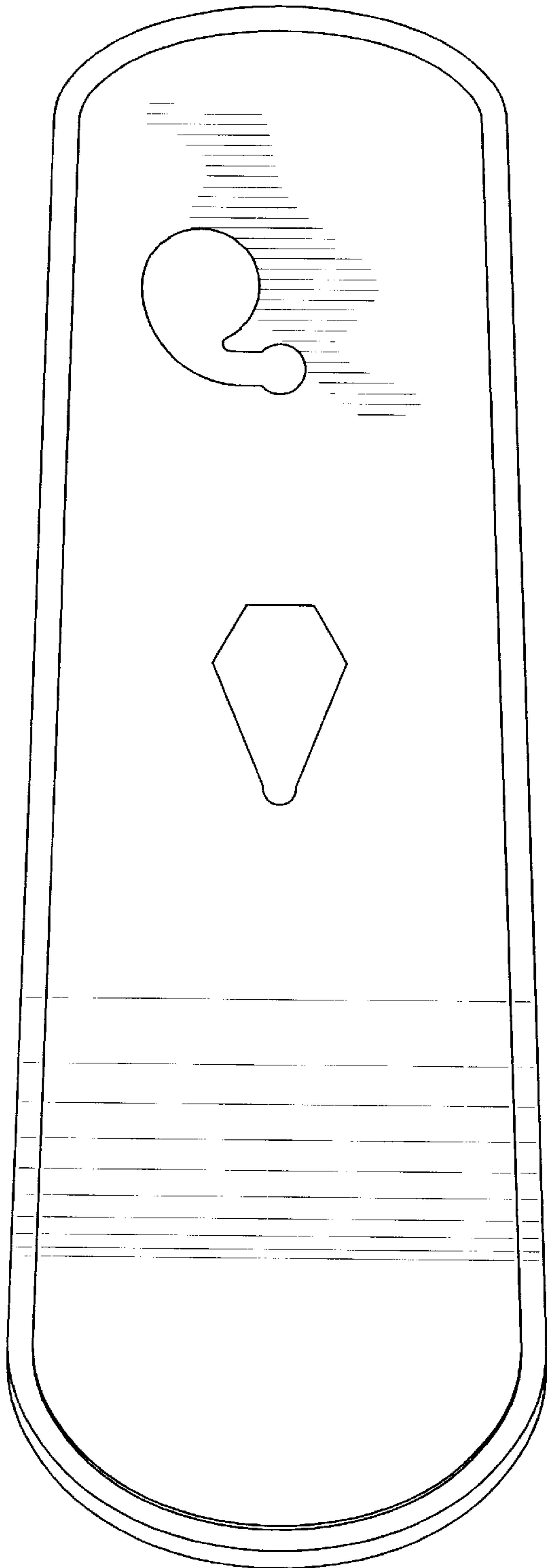


Fig. 5

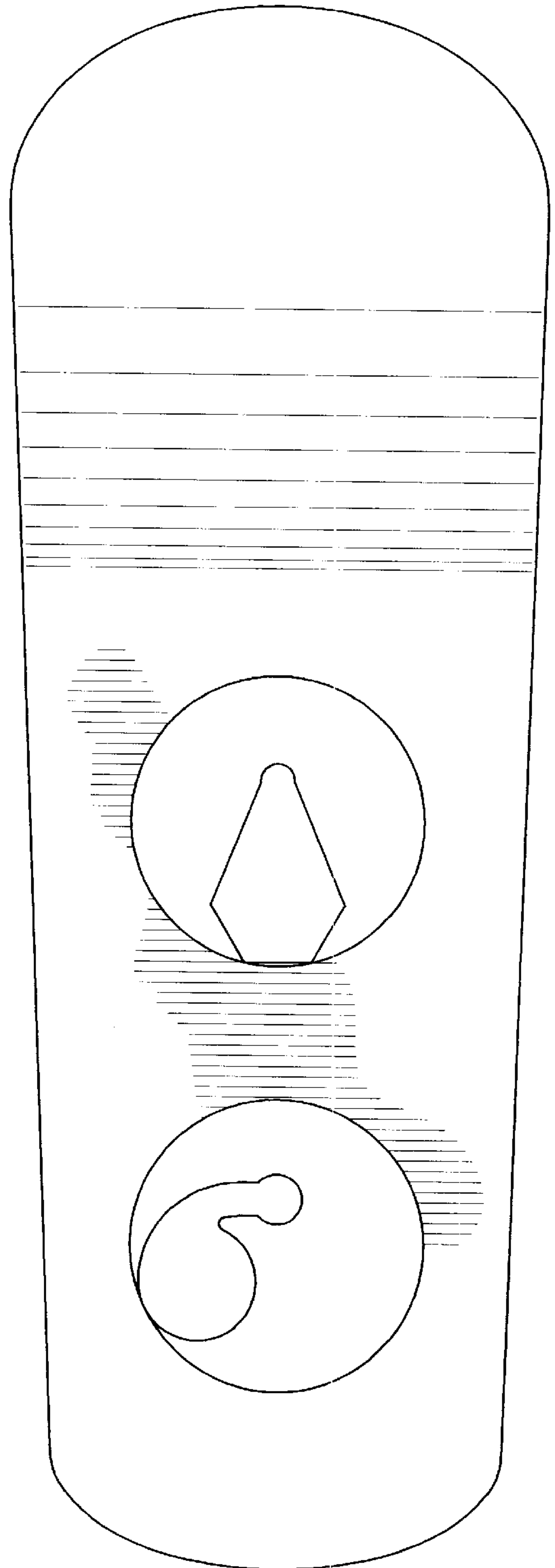


Fig. 6

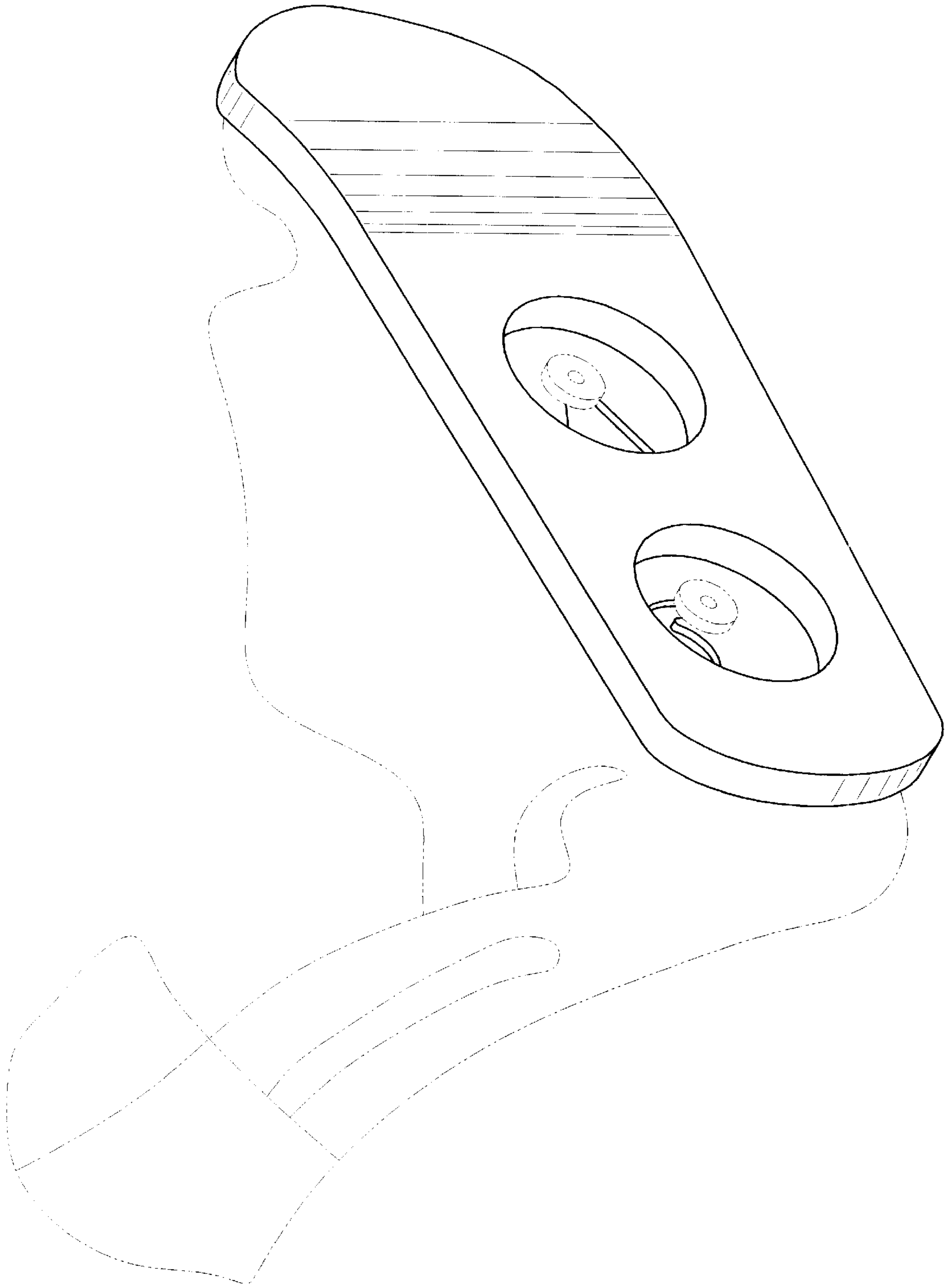


Fig. 7