



US00D425991S

**United States Patent** [19]  
**Smith et al.**

[11] **Patent Number: Des. 425,991**  
[45] **Date of Patent: \*\* May 30, 2000**

[54] **TOP COVER OF AN OPHTHALMOLOGICAL INSTRUMENT STAND**

[75] Inventors: **Neil F. Smith**, Hanover; **John R. Kurcheski**, York, both of Pa.

[73] Assignee: **Reliance Medical Products, Inc.**, Mason, Ohio

[\*\*] Term: **14 Years**

[21] Appl. No.: **29/098,048**

[22] Filed: **Dec. 18, 1998**

[51] **LOC (7) Cl.** ..... **24-01**

[52] **U.S. Cl.** ..... **D24/172**

[58] **Field of Search** ..... D24/172; 351/205, 351/245; 248/121, 122, 124; 312/209

[56] **References Cited**

**U.S. PATENT DOCUMENTS**

D. 198,232	5/1964	Maier	.....	D57/1
D. 235,274	6/1975	Armbruster	.....	D24/1
D. 246,186	10/1977	Rorabaugh	.....	D24/172
D. 292,526	10/1987	Nakayama	.....	D24/172
D. 378,315	3/1997	Schwaegerle et al.	.....	D24/172
2,510,624	6/1950	Forshey et al.	.....	351/245
4,643,547	2/1987	Collins et al.	.....	351/245

**OTHER PUBLICATIONS**

Reliance Medical Products, Inc., *7700 Ophthalmic Instrument Stand with Upholstered Front Panel*, Brochure, 1993.  
Reliance Medical Products, Inc., *7720 Ophthalmic Instrument Stand with Textured Finish*, Brochure, 1993  
Reliance Medical Products, Inc., *7720 Ophthalmic Instrument Stand with Textured Finish*, Brochure, 1997.  
Reliance Medical Products, Inc., *Eclipse™ Room Light Control Gives You The Edge in Efficiency*, Brochure, 1997.

*Primary Examiner*—Stella Reid  
*Attorney, Agent, or Firm*—Wood, Herron & Evans, L.L.P.

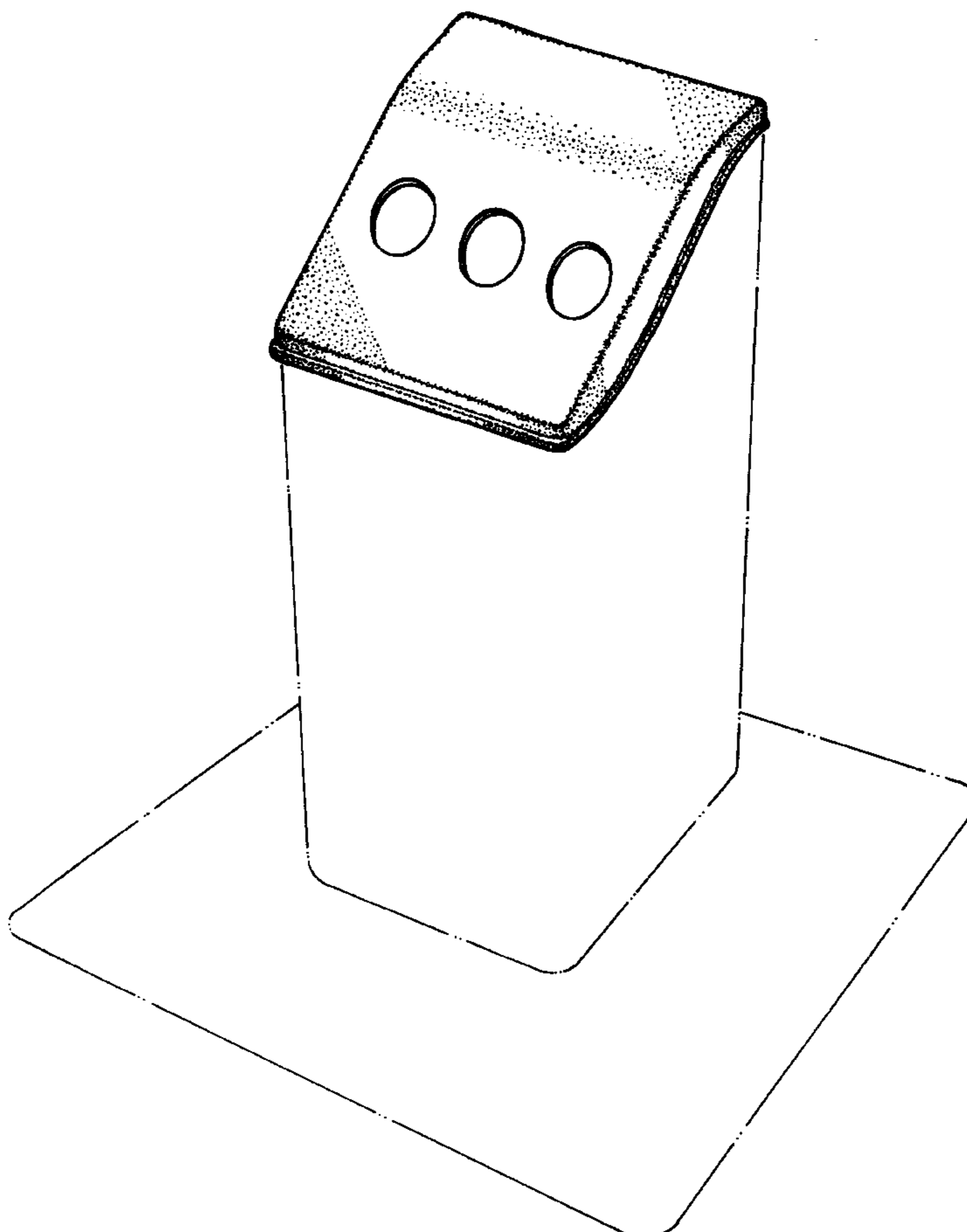
[57] **CLAIM**

The ornamental design for a top cover of an ophthalmological instrument stand, as shown and described.

**DESCRIPTION**

FIG. 1 is a perspective view of the top cover of an ophthalmological instrument stand;  
FIG. 2 is a front view thereof;  
FIG. 3 is a top view thereof;  
FIG. 4 is a right side view thereof with the left side view being a mirror image;  
FIG. 5 is a rear view thereof; and,  
FIG. 6 is a bottom view thereof.

**1 Claim, 3 Drawing Sheets**



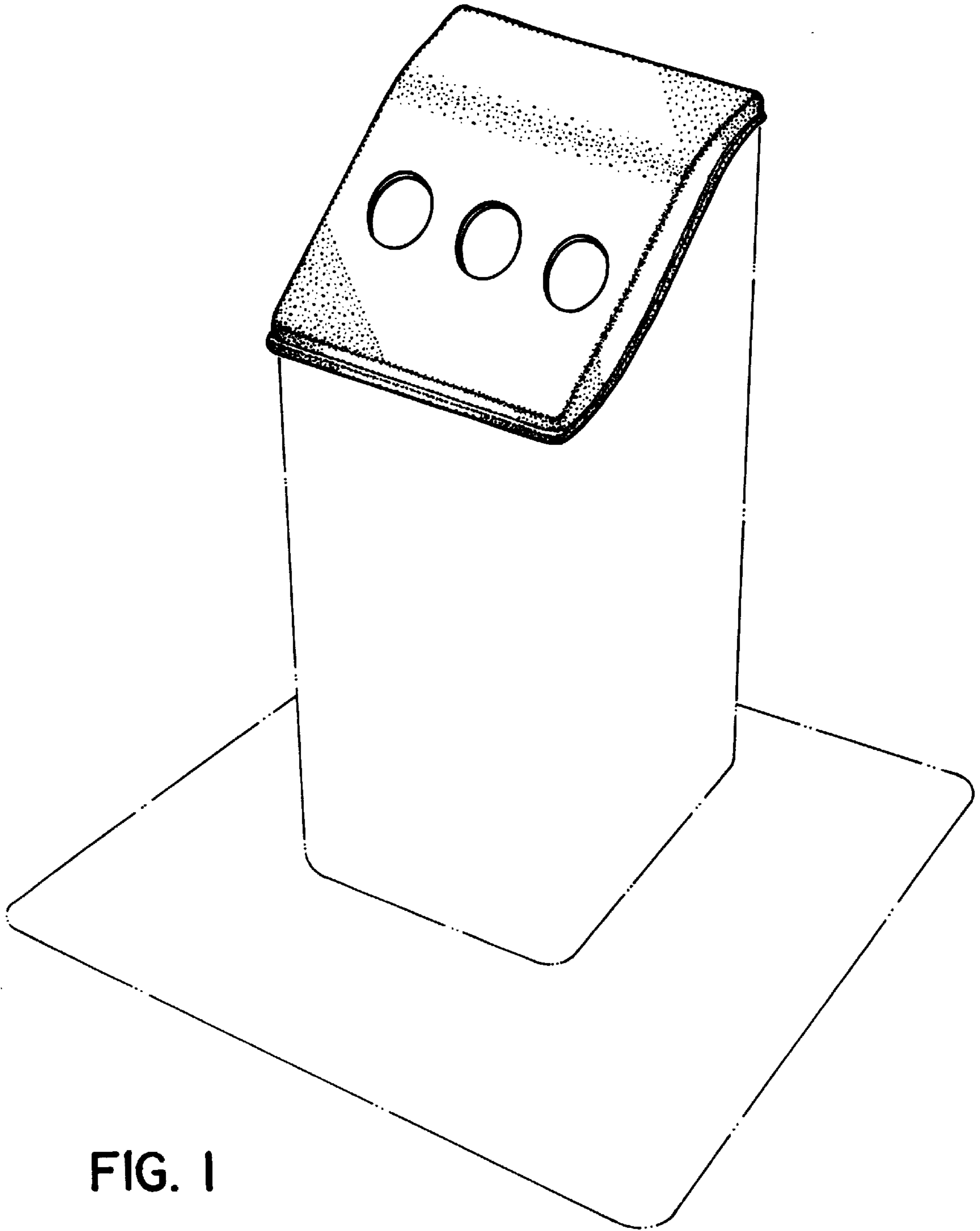


FIG. 1

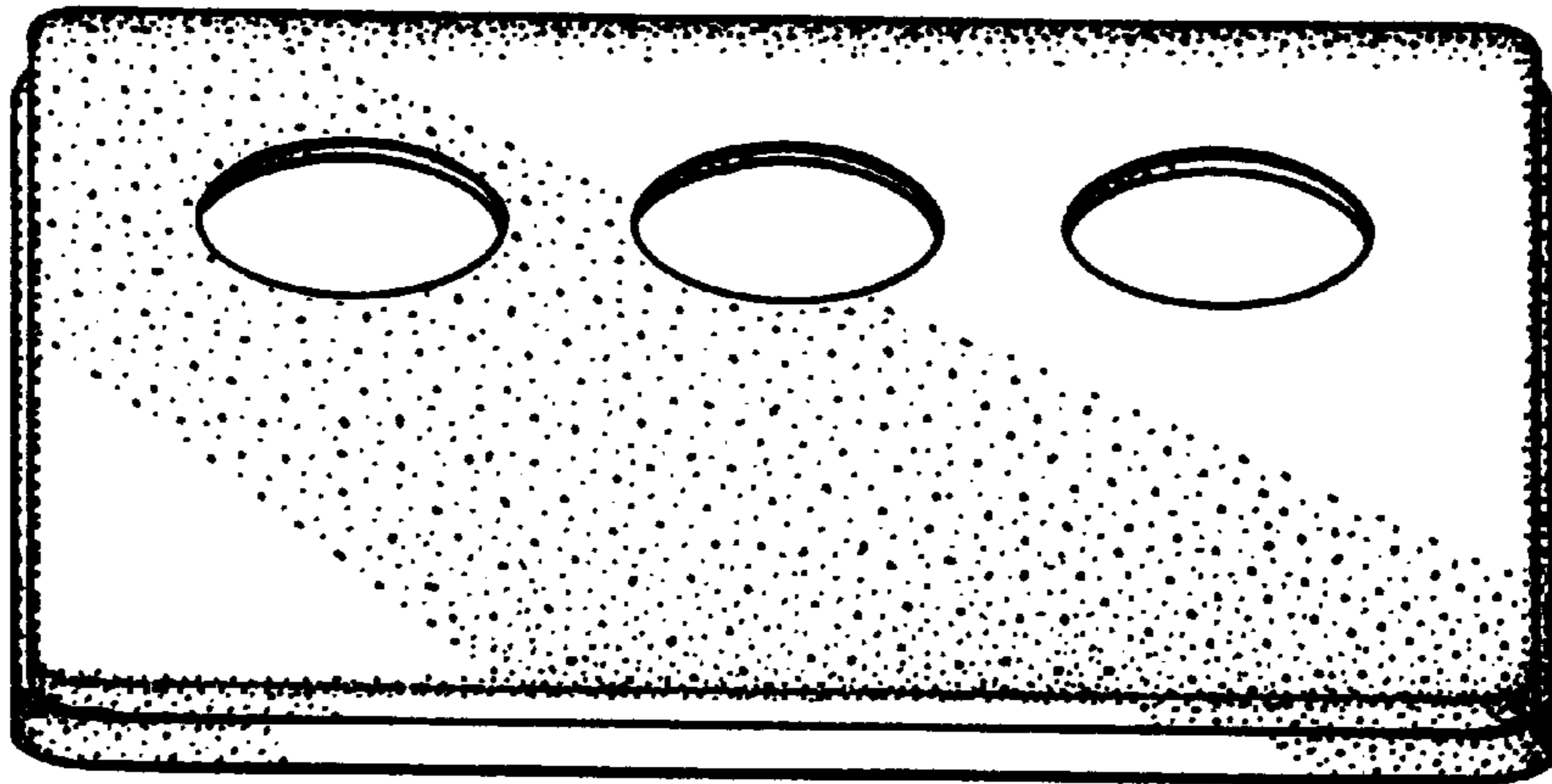


FIG. 2

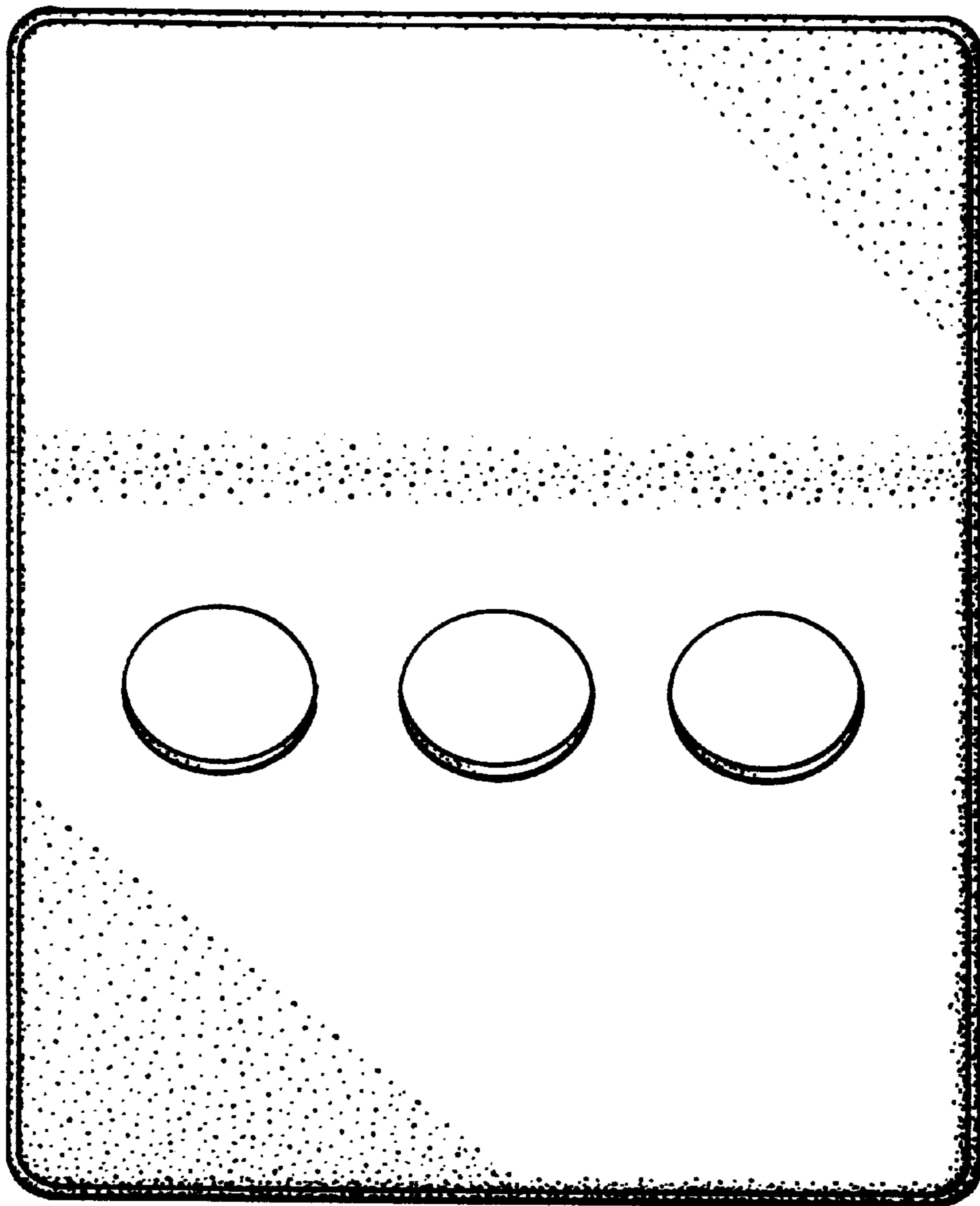


FIG. 3

FIG. 4




FIG. 5

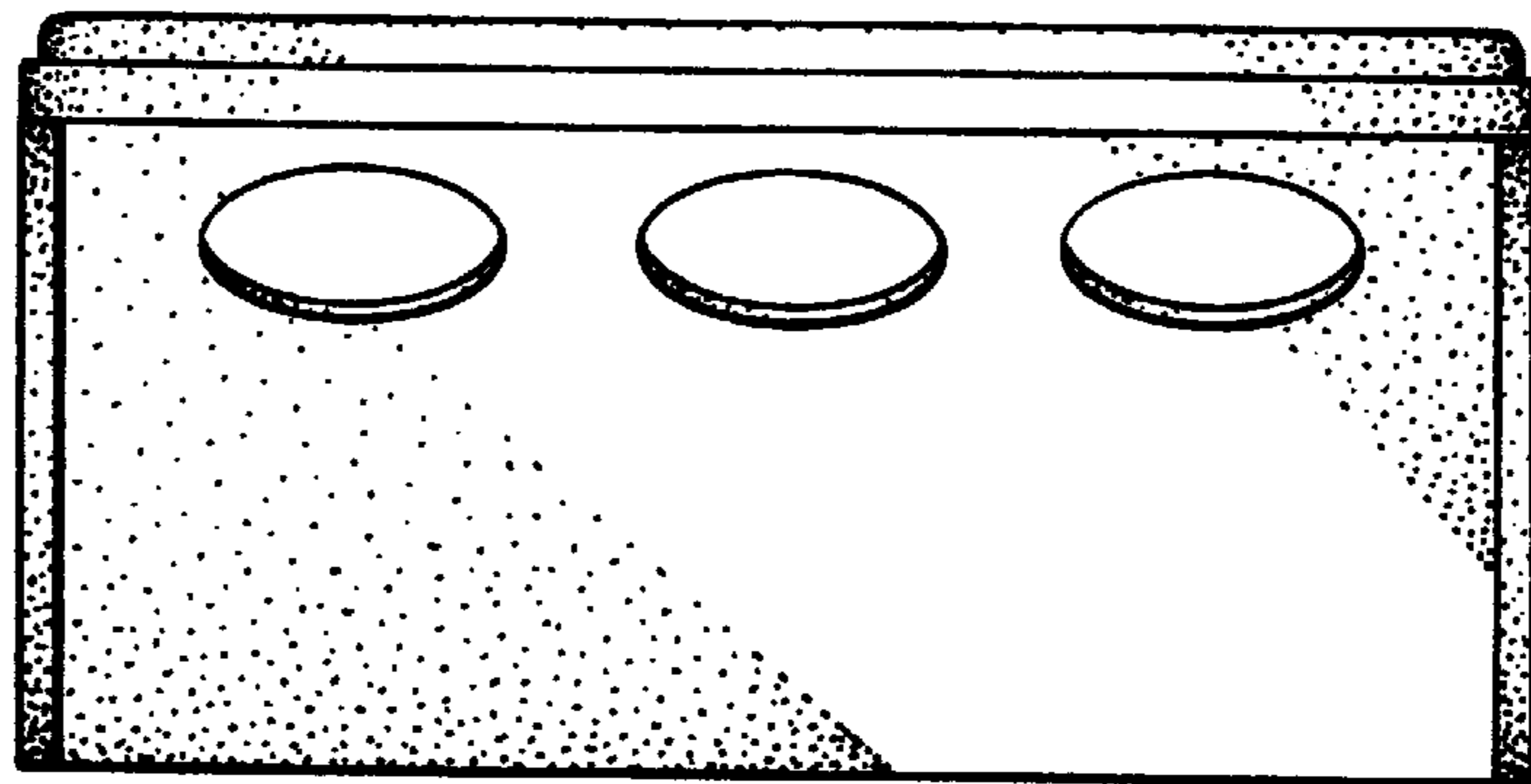


FIG. 6

