



US00D425970S

United States Patent [19]

Milrud et al.

[11] Patent Number: **Des. 425,970**

[45] Date of Patent: **** May 30, 2000**

[54] FAUCET BODY

[75] Inventors: **Eduardo Milrud**, Chagrin Falls; **Mark J. Sindelar**, Shaker Heights; **Douglas A. Kemp**, North Ridgeville, all of Ohio

[73] Assignee: **Moen Incorporated**, North Olmsted, Ohio

[**] Term: **14 Years**

[21] Appl. No.: **29/103,897**

[22] Filed: **Apr. 22, 1999**

[51] LOC (7) Cl. **23-02**

[52] U.S. Cl. **D23/255**

[58] Field of Search D23/238-243, D23/250-257; 4/675-678; 137/801

- D. 374,275 10/1996 Doughty et al. .
- D. 381,066 7/1997 Hill et al. .
- D. 381,395 7/1997 Fleischmann .
- D. 385,337 10/1997 Spurgeon et al. .
- D. 388,862 1/1998 Hill et al. .
- D. 389,897 1/1998 Delker .
- D. 389,899 1/1998 Nguyen et al. .
- D. 394,492 5/1998 Nguyen et al. .
- D. 397,422 8/1998 Meisner et al. .
- D. 397,424 8/1998 Fricken, Jr. et al. .
- D. 402,352 12/1998 Fricken, Jr. et al. .
- D. 403,055 12/1998 Nguyen .

Primary Examiner—Eric Watterson
Attorney, Agent, or Firm—McEachran, Jambor, Keating, Bock & Kurtz

[57] CLAIM

The ornamental design for a faucet body, as shown and described.

DESCRIPTION

FIG. 1 is a front perspective view of our new design for a faucet body;
FIG. 2 is a bottom perspective view thereof;
FIG. 3 is a top view thereof;
FIG. 4 is a bottom view thereof;
FIG. 5 is a front view thereof;
FIG. 6 is a rear view thereof; and,
FIG. 7 is a left side view thereof, the right side being a mirror image of the left side.

1 Claim, 2 Drawing Sheets

[56] References Cited

U.S. PATENT DOCUMENTS

- D. 143,765 2/1946 Stanitz .
- D. 200,754 3/1965 Landell et al. .
- D. 237,613 11/1975 Saporito .
- D. 258,518 3/1981 Thevenot .
- D. 258,522 3/1981 Thevenot .
- D. 258,523 3/1981 Thevenot .
- D. 289,077 3/1987 Kolada .
- D. 325,423 4/1992 Kolada et al. .
- D. 346,645 5/1994 Hill et al. .
- D. 347,883 6/1994 Kolada et al. .
- D. 373,620 9/1996 Doughty et al. .
- D. 373,621 9/1996 Doughty et al. .

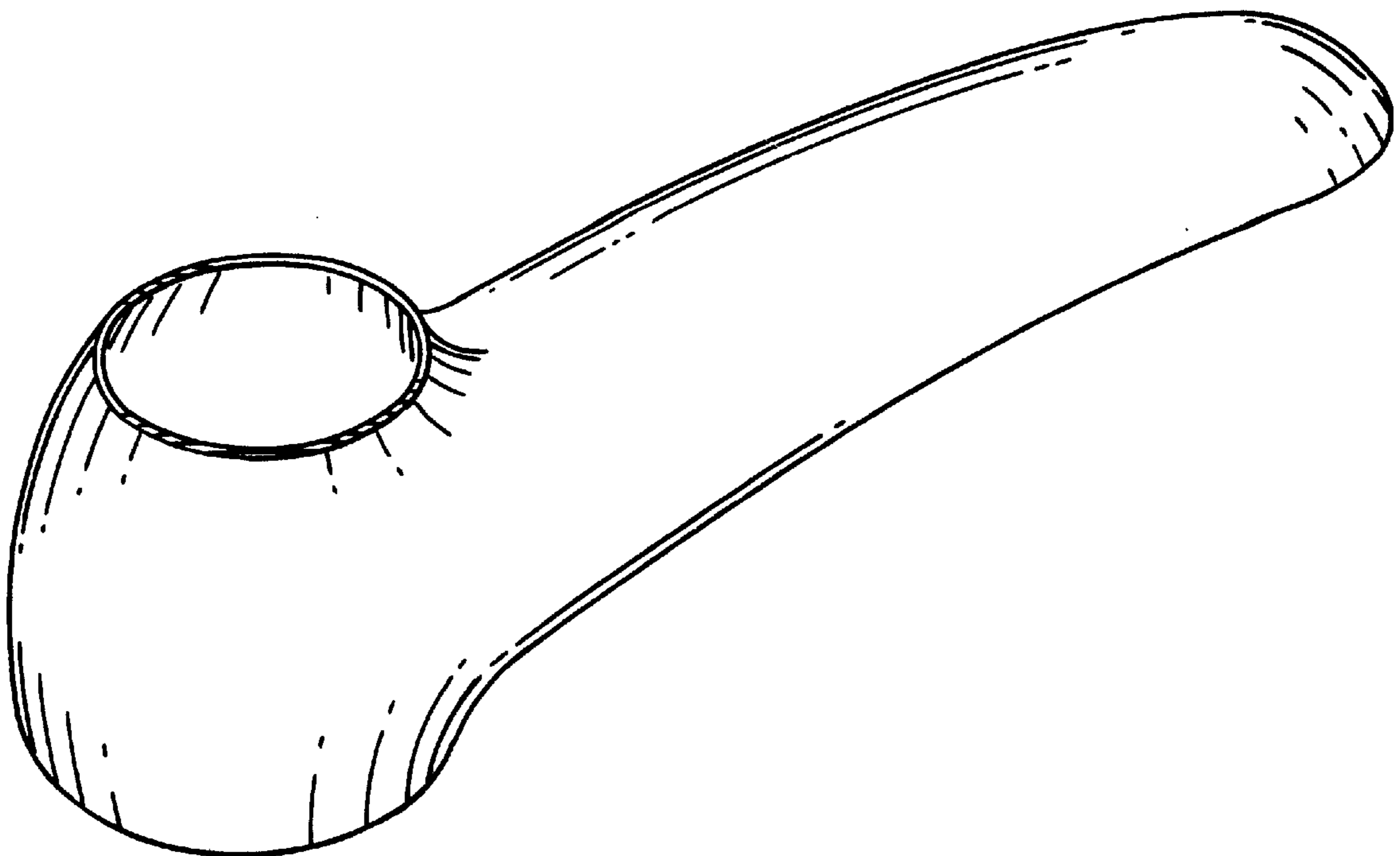


FIG. 1.

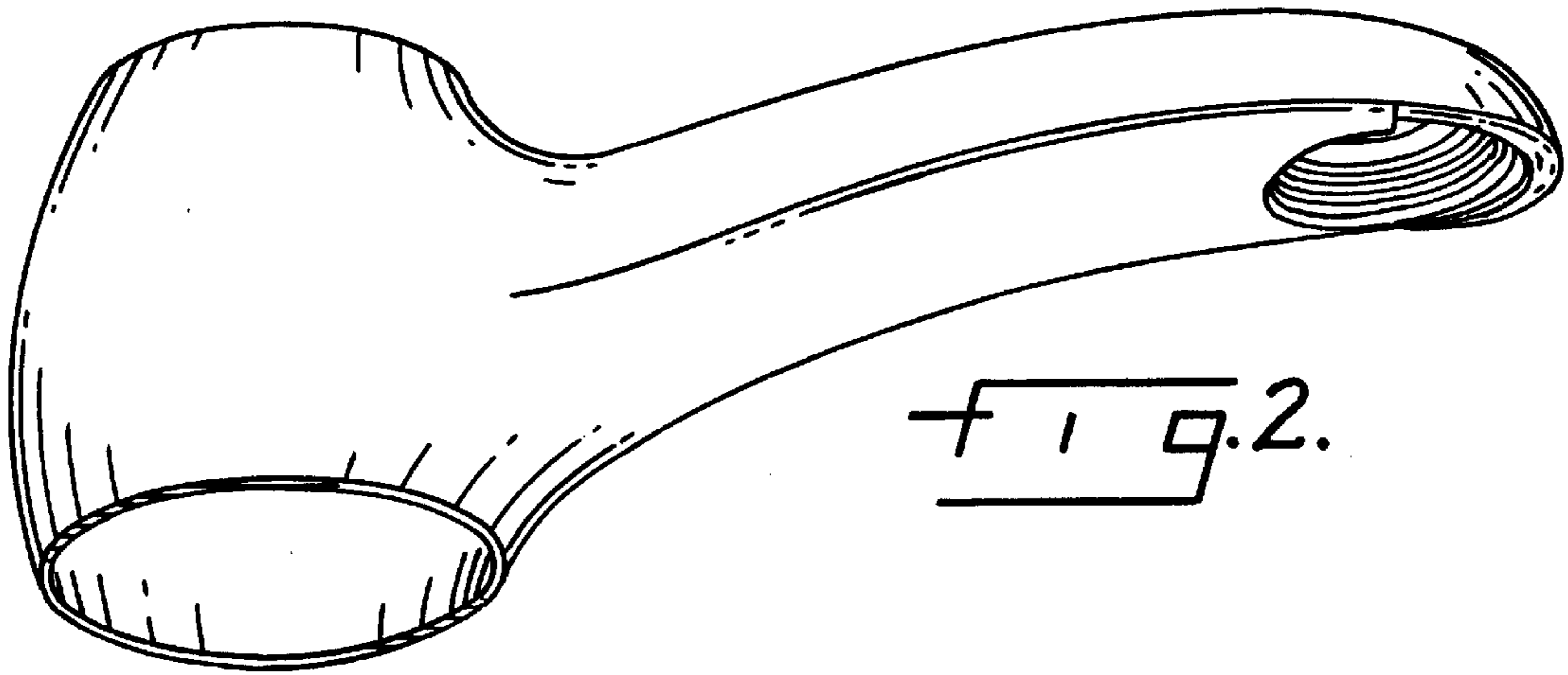


FIG. 2.



FIG. 3.

FIG. 4.

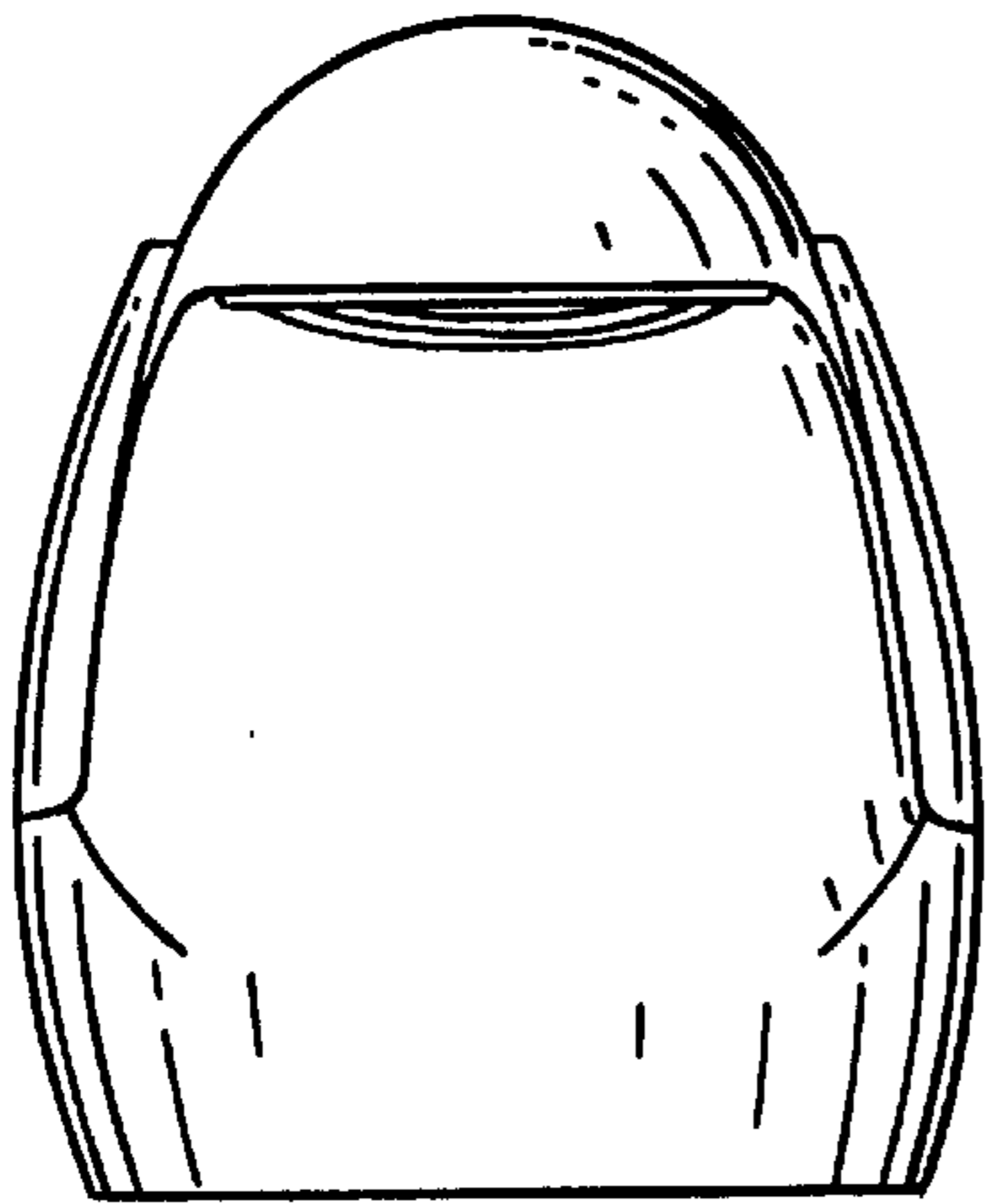
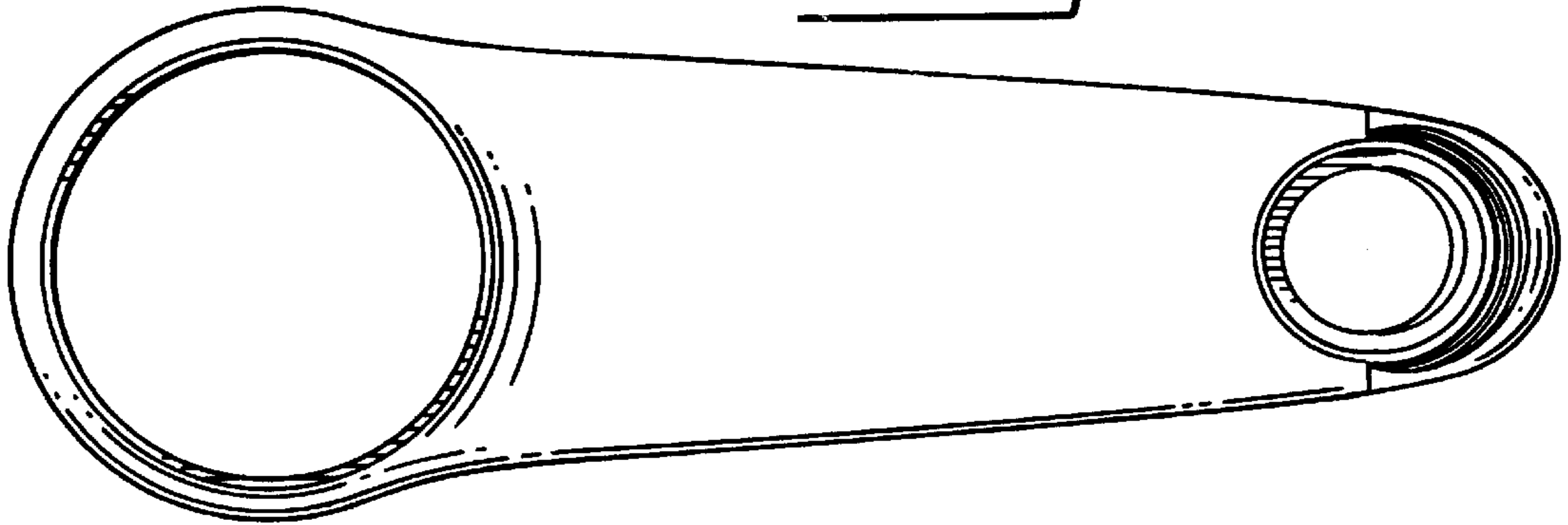


FIG. 5.

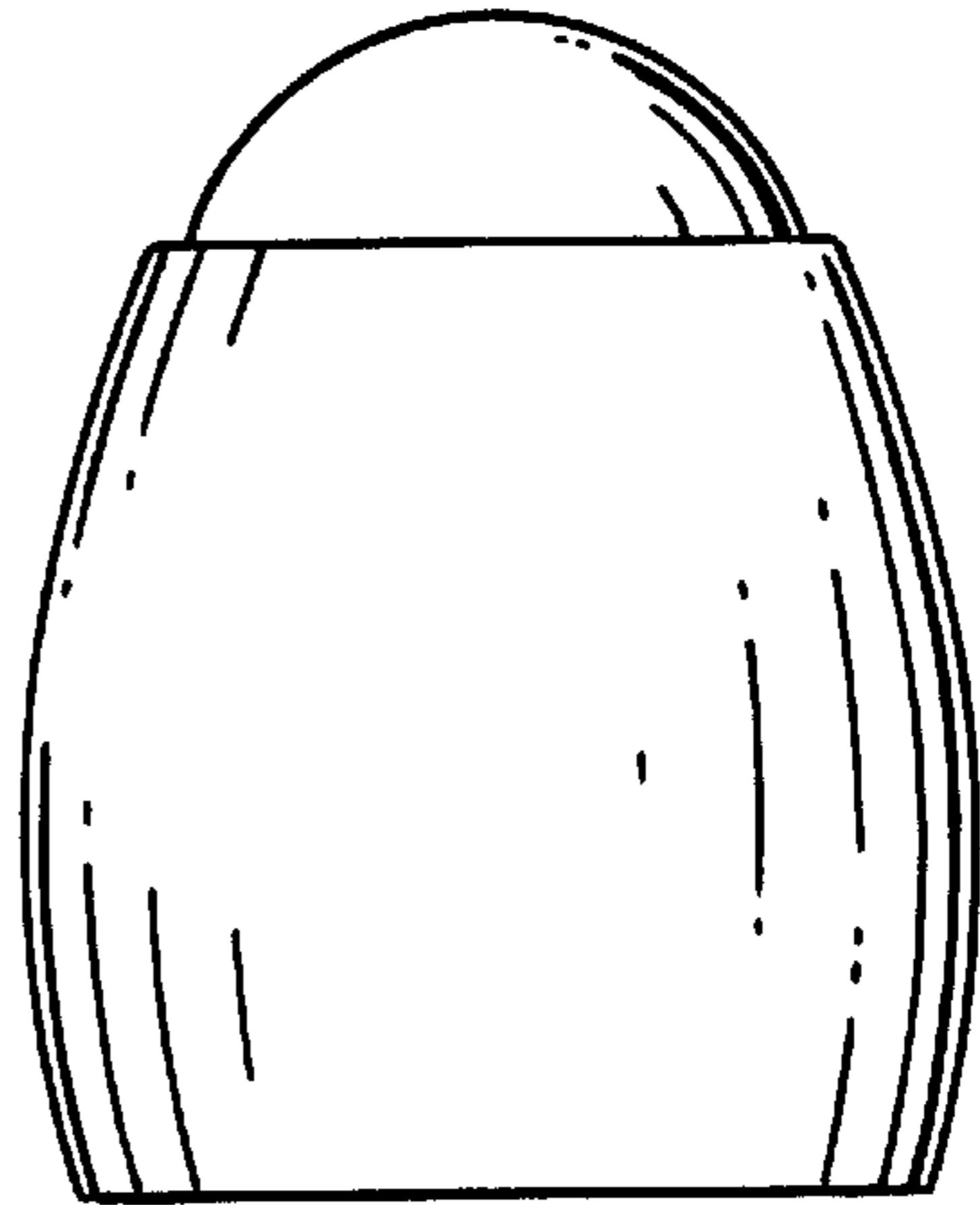


FIG. 6.

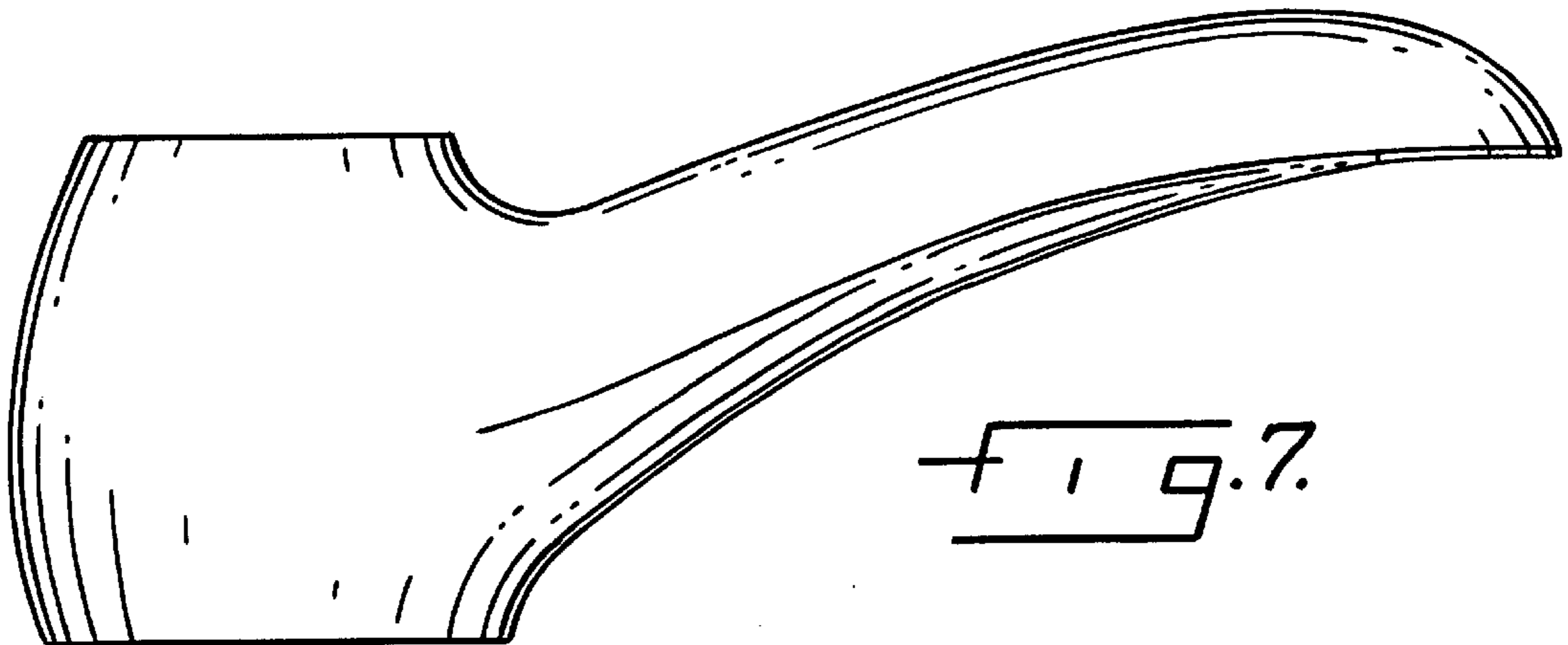


FIG. 7.