



US00D425962S

# United States Patent [19]

Tognacci et al.

[11] Patent Number: **Des. 425,962**

[45] Date of Patent: **\*\* May 30, 2000**

[54] FISHING LURE

[76] Inventors: **Robert P. Tognacci**, 4427 Willow Pond Rd., "A", West Palm Beach, Fla. 33417;  
**Philip G. Meng**, 5390 Pennock Point Rd., Jupiter, Fla. 33458

[\*\*] Term: **14 Years**

[21] Appl. No.: **29/111,618**

[22] Filed: **Sep. 30, 1999**

[51] LOC (7) Cl. .... **22-05**

[52] U.S. Cl. .... **D22/132**

[58] Field of Search ..... D22/126, 132,  
D22/144, 145, 146; 43/42.32, 42.34, 42.35,  
42.37, 42.39, 42.45; D21/319, 358, 708,  
709, 717, 789, 791

[56] **References Cited**

**U.S. PATENT DOCUMENTS**

D. 245,990 10/1977 Cordell, Jr. .... D22/132  
D. 286,942 12/1986 Saladino et al. .... D21/709

D. 288,258 2/1987 Oden ..... D21/709  
D. 299,944 2/1989 Haavig et al. .... D22/132  
D. 319,170 8/1991 Franke ..... D21/709  
D. 333,861 3/1993 Keranen ..... D22/132  
D. 398,679 9/1998 Aoyama ..... D21/708  
D. 405,155 2/1999 Zaharia et al. .... D22/145

*Primary Examiner*—Louis S. Zarfaz  
*Assistant Examiner*—Inga-Maria Hyttinen

[57] **CLAIM**

The ornamental design for a fishing lure, as shown and described.

**DESCRIPTION**

FIG. 1 is a front elevational view of the fishing lure showing our new design;  
FIG. 2 is a rear elevational view thereof;  
FIG. 3 is a right side view thereof;  
FIG. 4 is a left side view thereof;  
FIG. 5 is a top plan view thereof; and,  
FIG. 6 is a bottom plan view thereof.

**1 Claim, 2 Drawing Sheets**

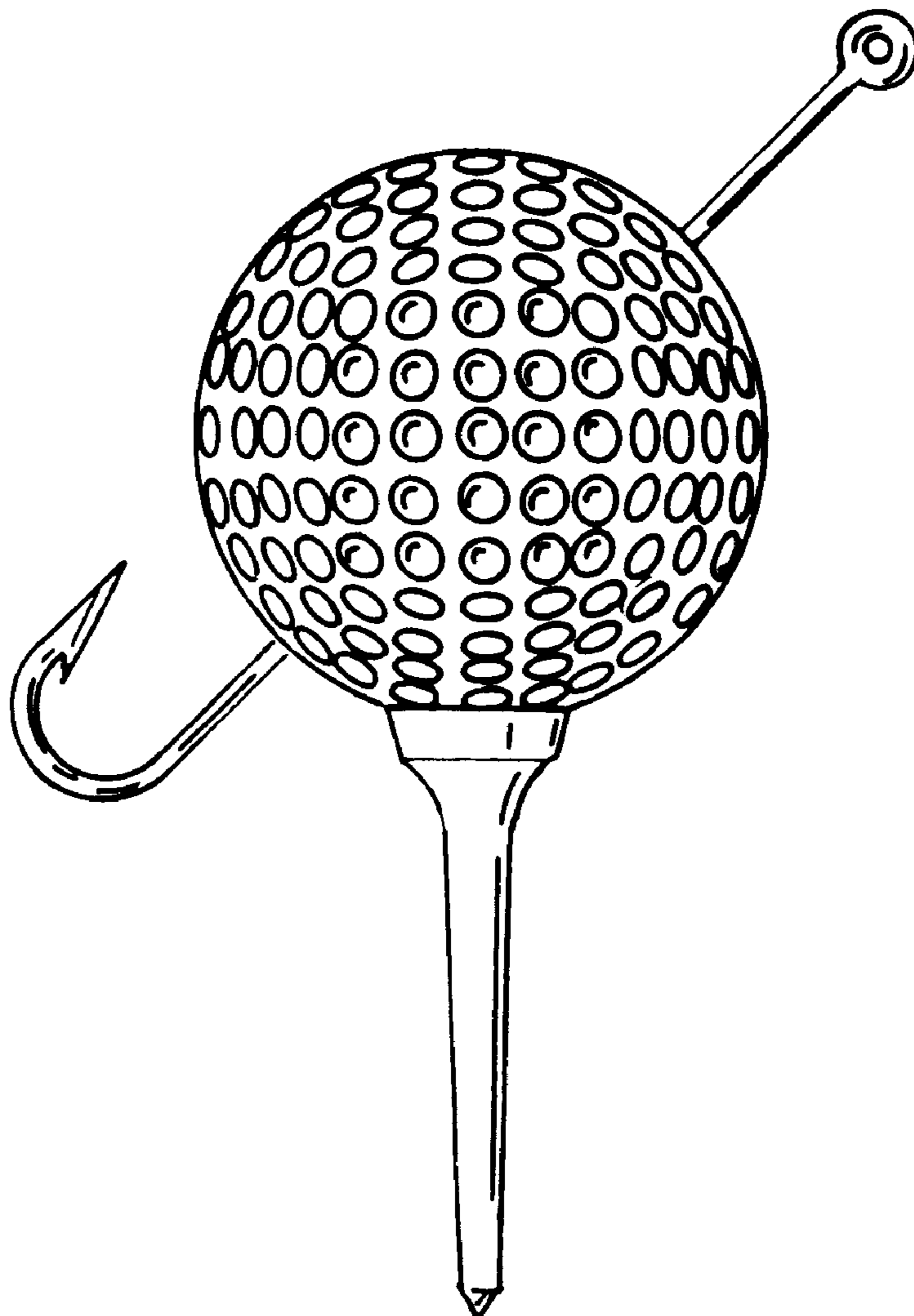


FIG 1

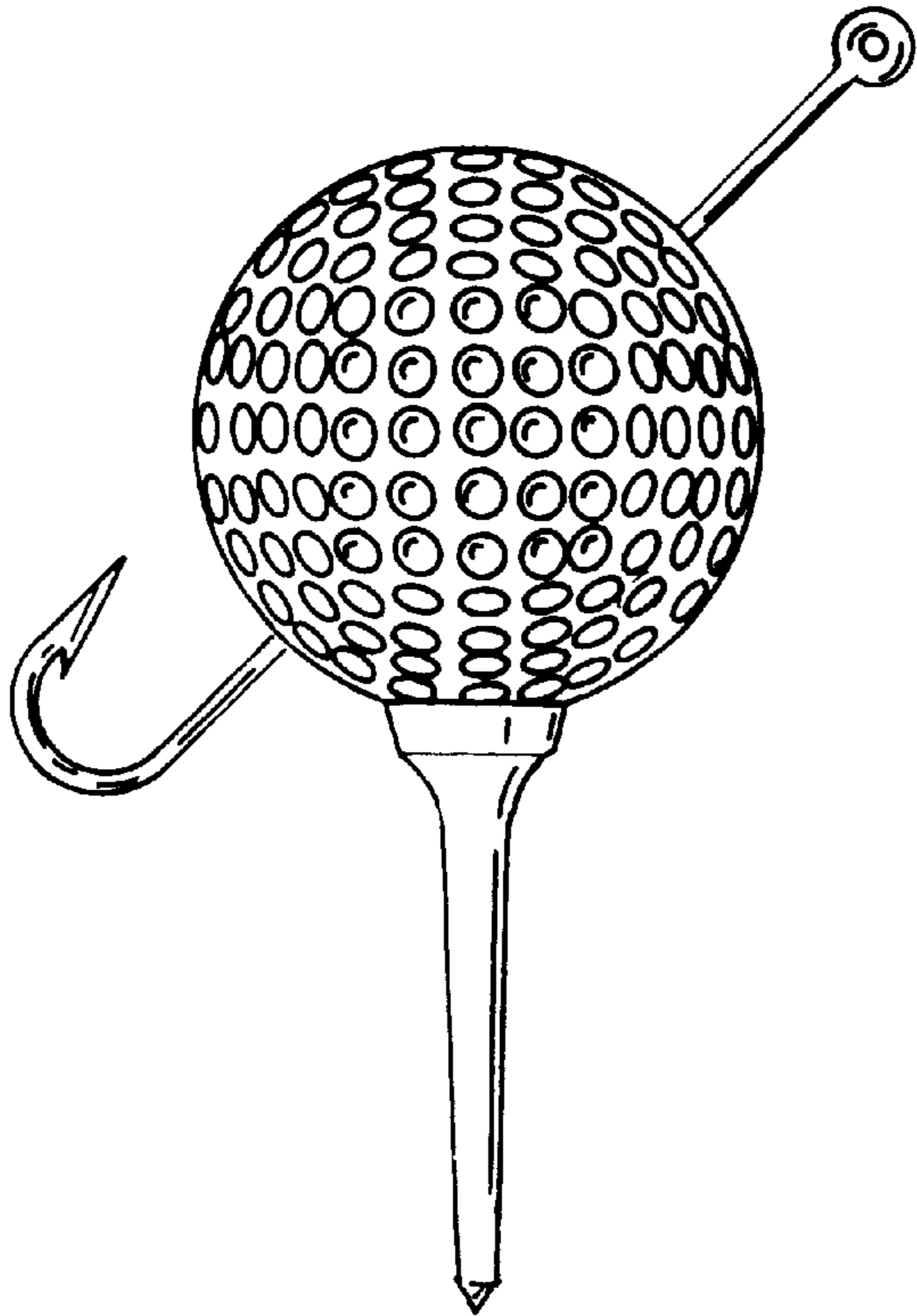


FIG 2

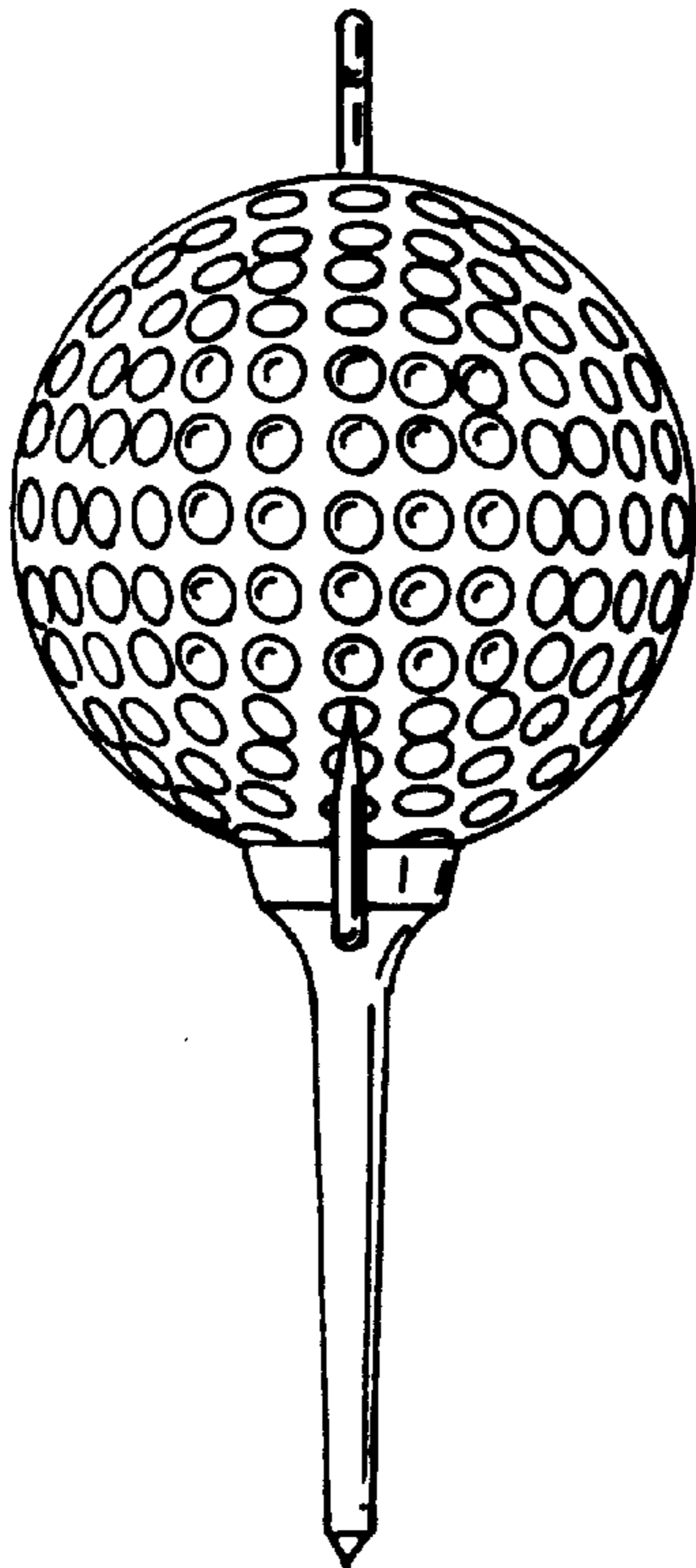



FIG 3




FIG 4

FIG 5


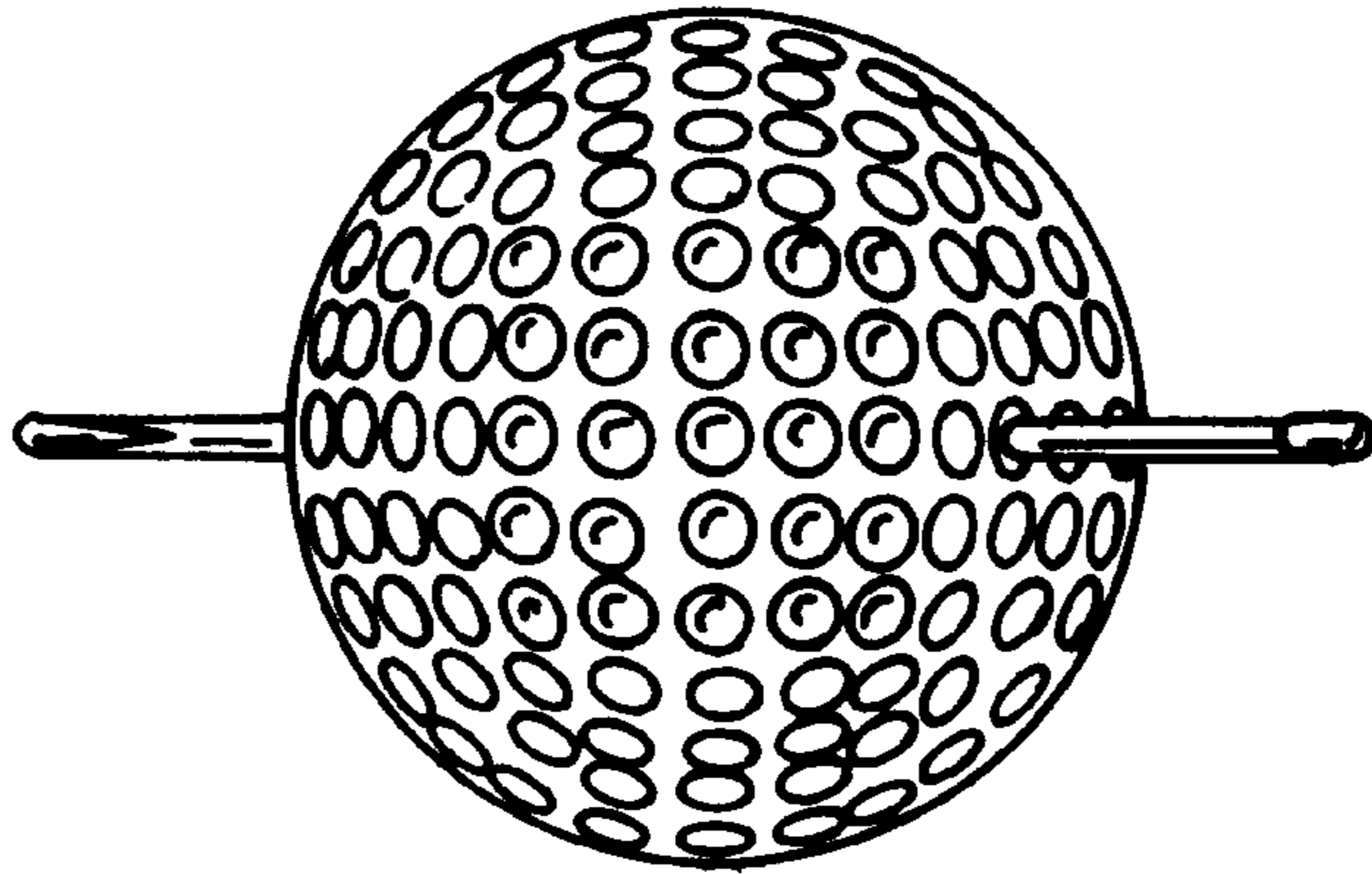


FIG 6