



US00D425959S

**United States Patent** [19]  
**Gibbs**

[11] **Patent Number: Des. 425,959**

[45] **Date of Patent: \*\* May 30, 2000**

[54] **ARCHERY BOW COVER**

[75] Inventor: **Alan R. Gibbs**, 7781 Hwy. 167 South,  
Sheridan, Ark. 72150

[73] Assignee: **Alan R. Gibbs**, Sheridan, Ark.

[\*\*] Term: **14 Years**

[21] Appl. No.: **29/108,941**

[22] Filed: **Aug. 5, 1999**

[51] **LOC (7) Cl.** ..... **22-01**

[52] **U.S. Cl.** ..... **D22/107; D22/107; D22/100;**  
D22/199

[58] **Field of Search** ..... D22/100, 107,  
D22/199; 124/23.1, 86; 150/154

[56] **References Cited**

**U.S. PATENT DOCUMENTS**

2,968,300	1/1961	Allen	.....	150/154
4,760,944	8/1988	Hughes	.....	124/23.1 X
5,513,621	5/1996	Vanskiver	.....	124/86
5,775,314	7/1998	Michael et al.	.....	124/86
5,832,912	11/1998	Olivarez	.....	124/86

*Primary Examiner*—Louis S. Zarfes  
*Assistant Examiner*—Monica A. Weingart

[57] **CLAIM**

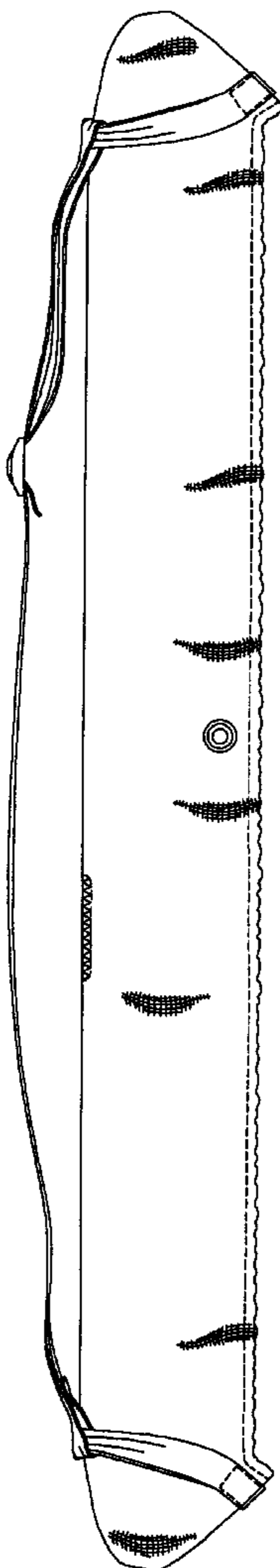
The ornamental design for a archery bow cover, as shown and described.

**DESCRIPTION**

FIG. 1 is a front side elevation view of my new archery bow cover showing the new design;  
FIG. 2 is a rear side elevation view thereof;  
FIG. 3 is a side elevation view taken generally from the left side of FIG. 1 and looking towards the right;  
FIG. 4 is a side elevation view taken generally from the right side of FIG. 1 and looking towards the left;  
FIG. 5 is a end view of FIG. 1 taken generally from above the top of FIG. 1 and looking downwards towards the top end; and,  
FIG. 6 is a end view of FIG. 1 taken generally from below the bottom of FIG. 1 and looking upwards toward the bottom end.

The broken phantom line showing of a side elevational view of a archery bow in FIG. 1, is for illustrative purposes only and forms no part of the claimed design.

**1 Claim, 4 Drawing Sheets**



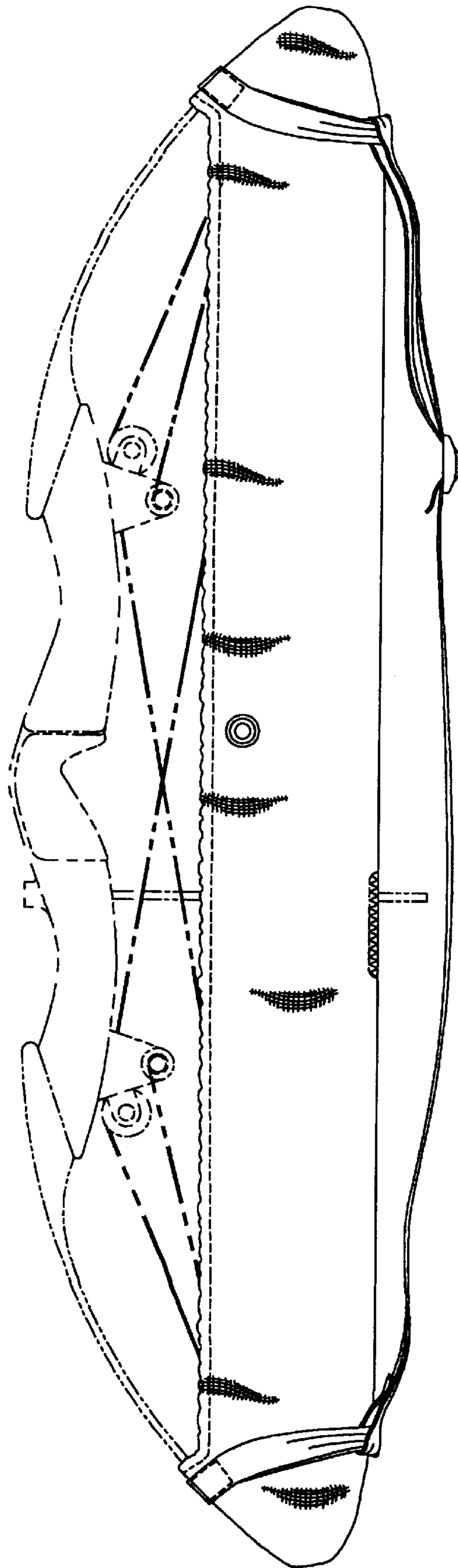


Fig. 1

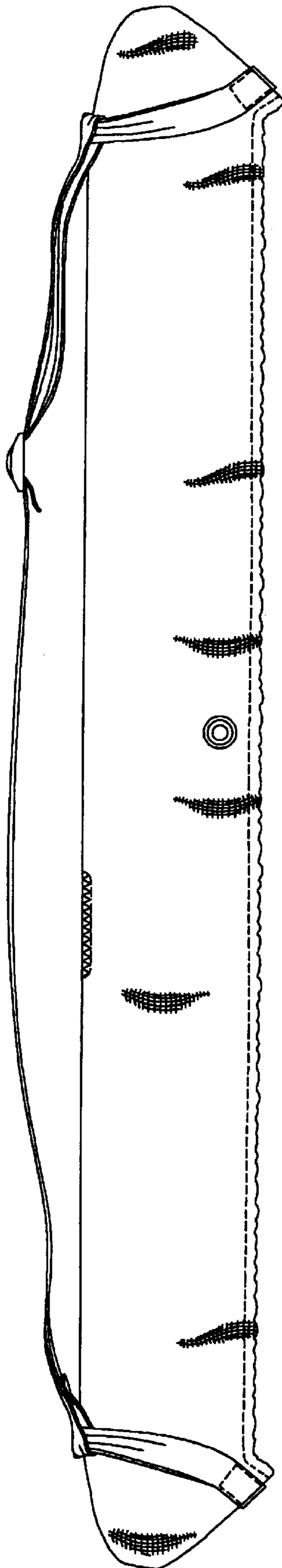


Fig. 2

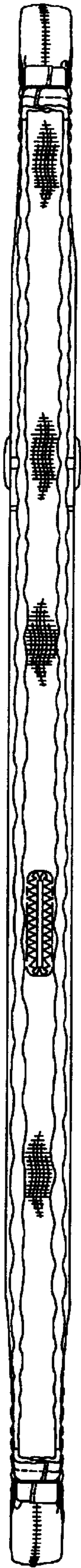


Fig. 3

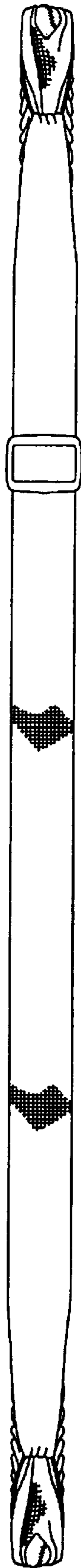


Fig. 4

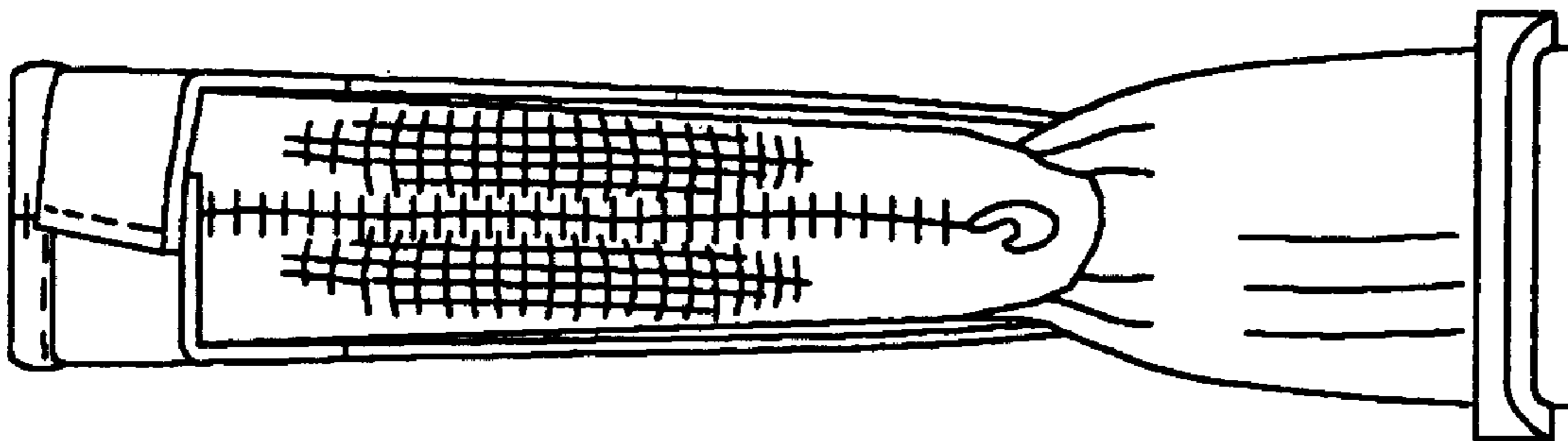


Fig. 5

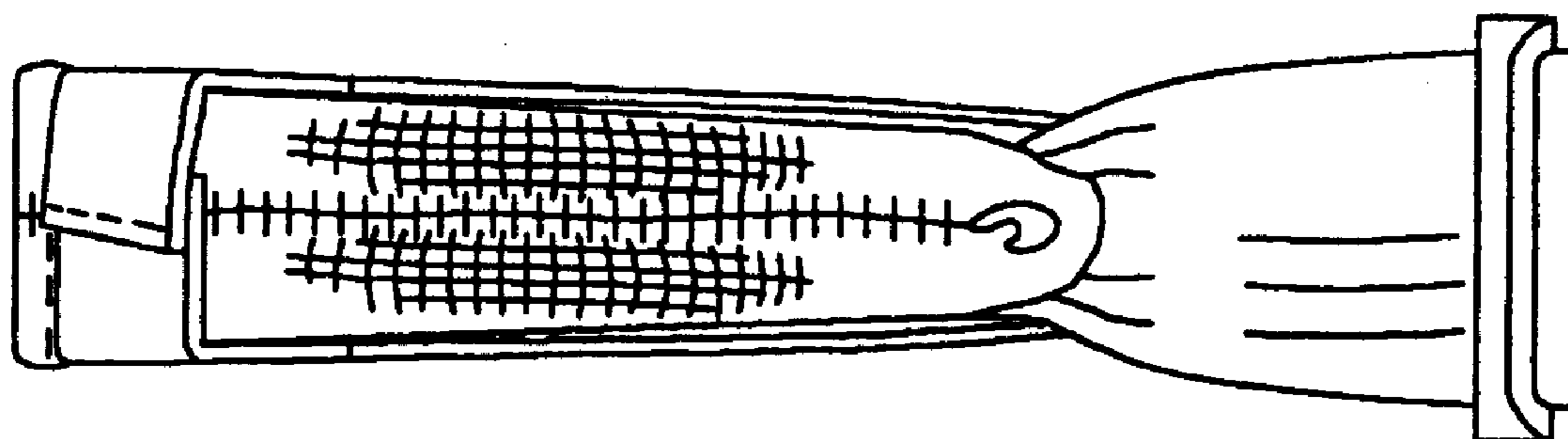


Fig. 6