



US00D425955S

United States Patent [19]

Girard et al.

[11] **Patent Number: Des. 425,955**

[45] **Date of Patent: ** May 30, 2000**

[54] **DEVICE FOR ATTACHING A SHOE TO AN ITEM OF SPORTS EQUIPMENT**

[75] Inventors: **Francois Girard**, Veyrier du Lac;
Thomas Saillet, Chainaz les Frasses,
both of France

[73] Assignee: **Salomon S.A.**, Metz-Tessy, France

[**] Term: **14 Years**

[21] Appl. No.: **29/088,733**

[22] Filed: **May 29, 1998**

[30] **Foreign Application Priority Data**

Dec. 1, 1997 [XH] Hague Agreement DM/042236

[51] **LOC (7) Cl.** **21-02**

[52] **U.S. Cl.** **D21/773; D21/771**

[58] **Field of Search** D21/760, 766,
D21/771, 772, 773, 774, 775; 280/11.3,
11.31, 611, 621, 630

[56] **References Cited**

U.S. PATENT DOCUMENTS

D. 329,267 9/1992 Arnulf D21/773
D. 341,640 11/1993 Hauglin D21/773

Primary Examiner—Kay H. Chin
Attorney, Agent, or Firm—Greenblum & Bernstein, P.L.C.

[57] **CLAIM**

We claim the ornamental design for a device for attaching a shoe to an item of sports equipment, as shown and described.

DESCRIPTION

FIG. 1 is a right side elevation view of a device for attaching a shoe to an item of sports equipment, showing our new design;

FIG. 2 is a top plan view thereof;

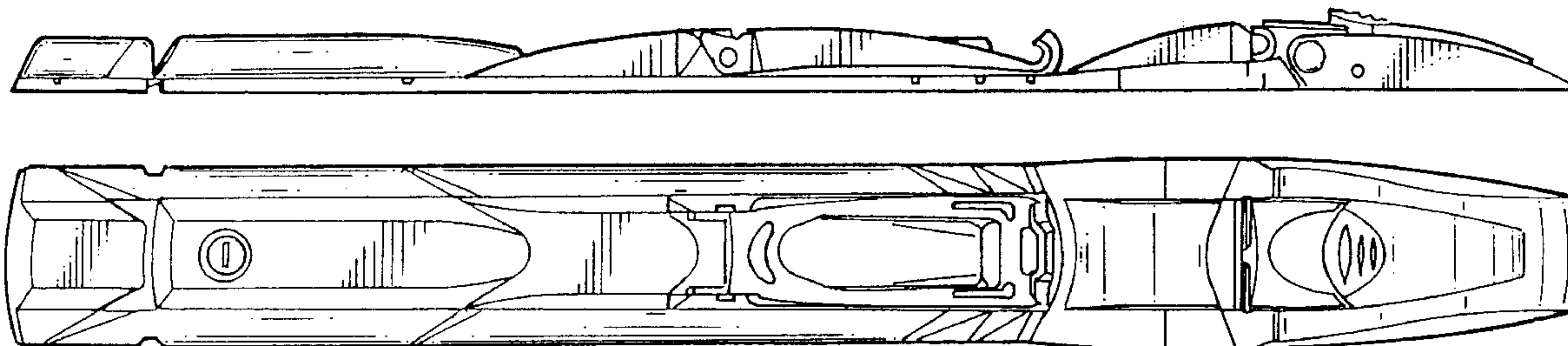
FIG. 3 is a left side elevation view thereof;

FIG. 4 is a bottom plan view thereof;

FIG. 5 is a front end elevation view thereof; and,

FIG. 6 is a rear end elevation view thereof.

1 Claim, 2 Drawing Sheets






FIG. 1

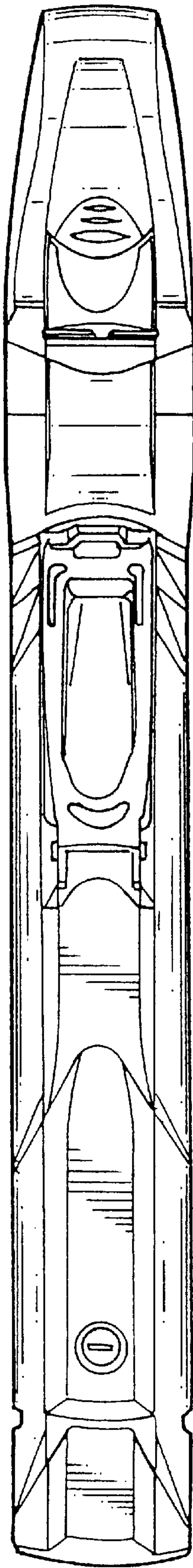


FIG. 2

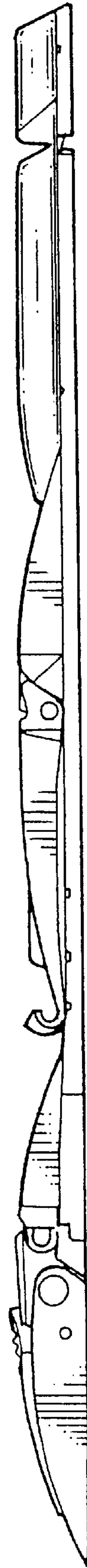


FIG. 3

FIG. 4




FIG. 5



FIG. 6