



US00D425949S

# United States Patent [19]

Sandoval

[11] Patent Number: **Des. 425,949**

[45] Date of Patent: **\*\* May 30, 2000**

[54] **REVOLVING WEIGHT LIFTING BAR**

[76] Inventor: **Martin Sandoval**, 22213 Ibex Ave.,  
Hawaiian Gardens, Calif. 90716

[\*\*] Term: **14 Years**

[21] Appl. No.: **29/106,198**

[22] Filed: **Jun. 10, 1999**

[51] **LOC (7) Cl.** ..... **21-02**

[52] **U.S. Cl.** ..... **D21/681; D21/679**

[58] **Field of Search** ..... D21/662, 679,  
D21/680, 681, 682, 684; 482/105, 106,  
107, 108, 109

[56] **References Cited**

**U.S. PATENT DOCUMENTS**

D. 287,526	12/1986	Brockett et al.	.....	D21/681
D. 290,485	6/1987	Suponitsky	.....	D21/679
D. 397,174	8/1998	Sandoval	.....	D21/681
D. 409,696	5/1999	Sandoval	.....	D21/681

4,288,073	9/1981	Petrachonis et al.	.....	482/106
4,531,729	7/1985	Wrinkle	.....	482/106
4,605,222	8/1986	Shannon	.....	482/106
5,221,244	6/1993	Doss	.....	482/106

*Primary Examiner*—Philip S. Hyder

[57] **CLAIM**

The ornamental design for a revolving weight lifting bar, as shown and described.

**DESCRIPTION**

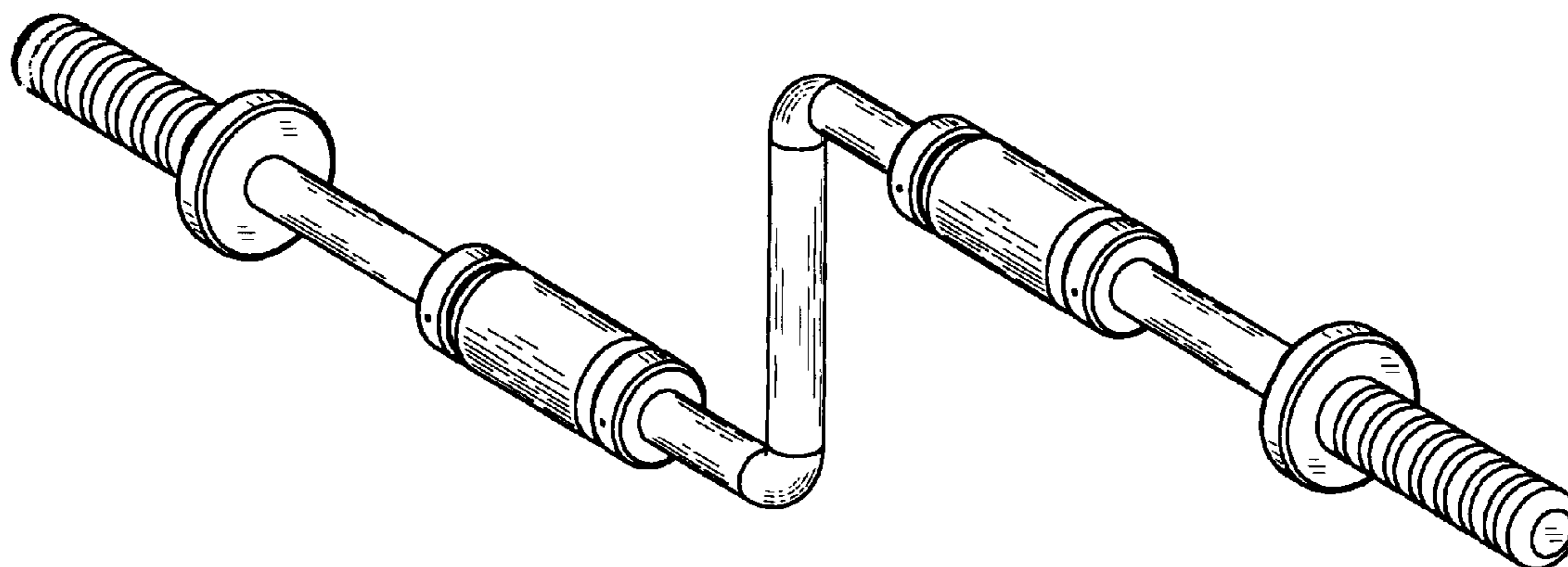
FIG. 1 is a front, top and right side perspective view showing my new design.

FIG. 2 is a right side view thereof, the left side being a mirror image.

FIG. 3 is a top view thereof, the bottom view being a mirror image; and,

FIG. 4 is a front view thereof, the rear view being a mirror image.

**1 Claim, 1 Drawing Sheet**



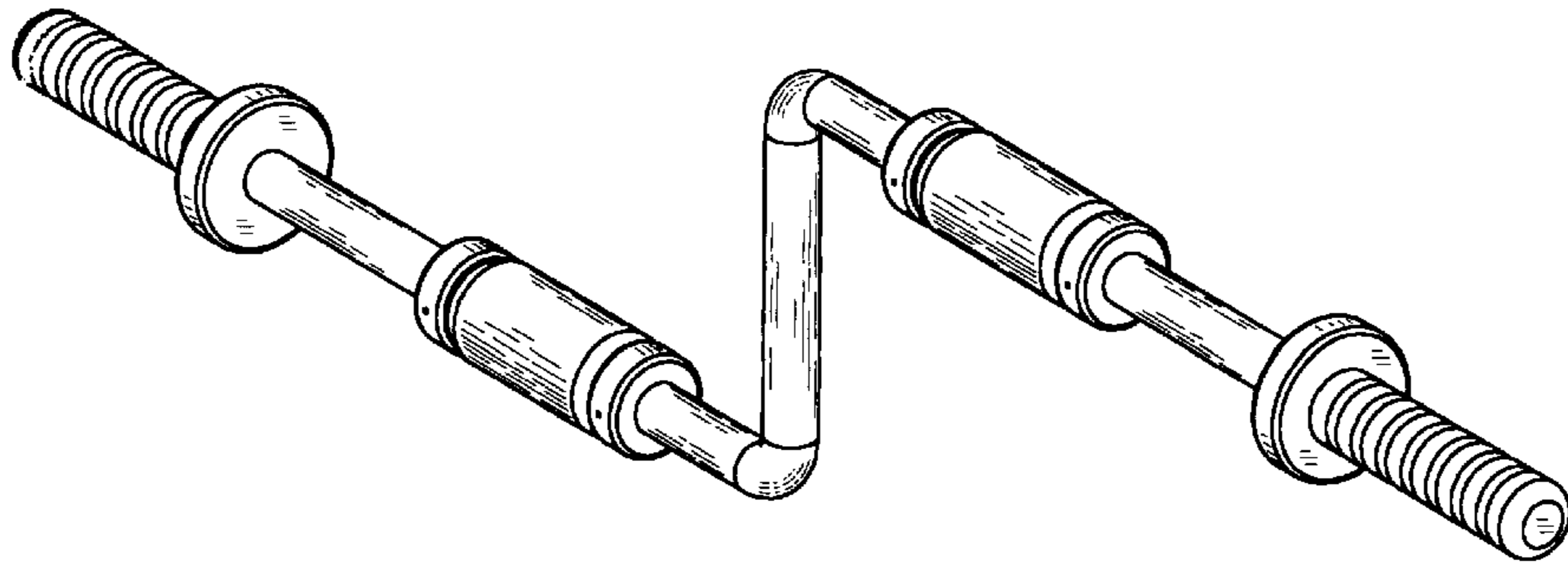


FIG. 1

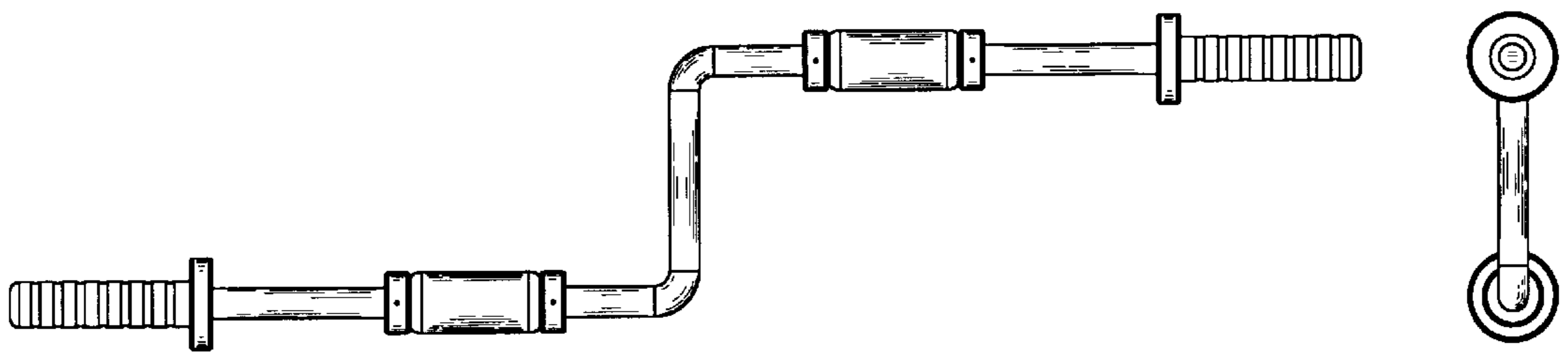


FIG. 3

FIG. 2



FIG. 4