



US00D425945S

**United States Patent** [19]  
**Giesler**

[11] **Patent Number: Des. 425,945**

[45] **Date of Patent: \*\* May 30, 2000**

[54] **SCOOTER STAND WITH DOUBLE FEET**

[76] Inventor: **Greg R. Giesler**, 723 Mount Rd.,  
Aston, Pa. 19063

[\*\*] Term: **14 Years**

[21] Appl. No.: **29/104,801**

[22] Filed: **May 12, 1999**

[51] **LOC (7) Cl.** ..... **21-01**

[52] **U.S. Cl.** ..... **D21/423**

[58] **Field of Search** ..... D21/419, 423,  
D21/526, 483; D12/107, 110-115, 120;  
280/761; 180/219; 414/426; 211/17, 20,  
21-24

[56] **References Cited**

**U.S. PATENT DOCUMENTS**

D. 99,479	4/1936	Kraeft	.....	D21/423
D. 106,012	9/1937	Adams	.....	D21/423
D. 330,695	11/1992	Simmons	.....	D12/115
D. 331,950	12/1992	Baker	.....	D21/526
D. 352,921	11/1994	Pepe	.....	D21/423
D. 375,472	11/1996	Slater	.....	D12/120

1,969,198	8/1934	Barr	.....	280/761
3,990,592	11/1976	Migliano	.....	414/426
4,671,374	6/1987	Kouyama et al.	.....	180/219
4,726,439	2/1988	Iwao et al.	.....	180/219

**OTHER PUBLICATIONS**

Cycle World, P105, Dec. 1976.

*Primary Examiner*—Raphael Barkai  
*Attorney, Agent, or Firm*—Robert B. Famiglio, Esq.;  
Famiglio & Associates

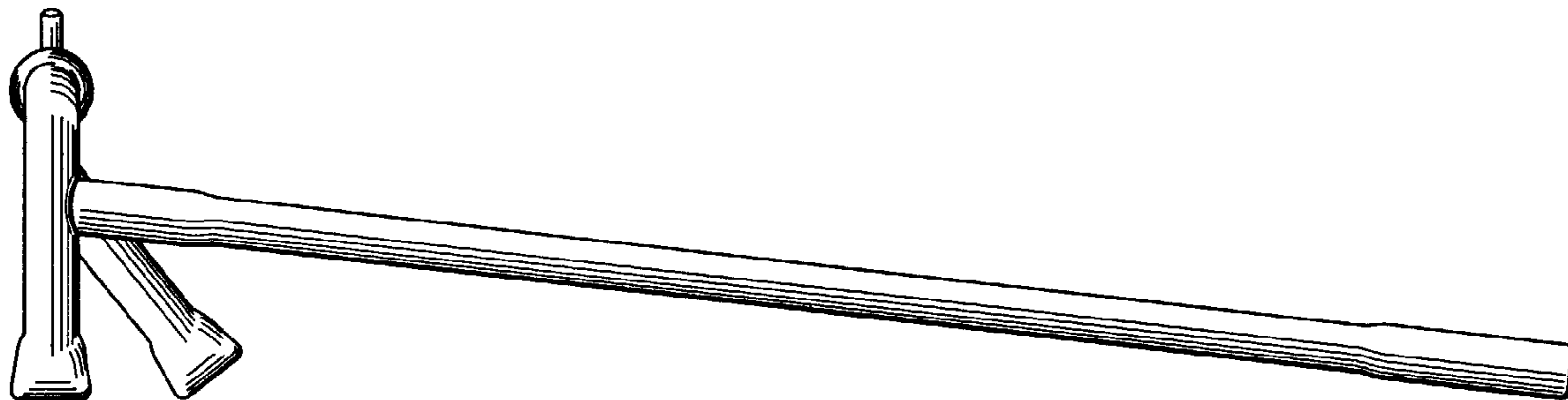
[57] **CLAIM**

The ornamental design for a scooter stand with double feet,  
as shown and described.

**DESCRIPTION**

FIG. 1 is a top plan view of a scooter stand with double feet  
showing my new design;  
FIG. 2 is a bottom view thereof;  
FIG. 3 is a front view thereof;  
FIG. 4 is a rear view thereof;  
FIG. 5 is a right side view thereof; and,  
FIG. 6 is the left side view thereof.

**1 Claim, 5 Drawing Sheets**



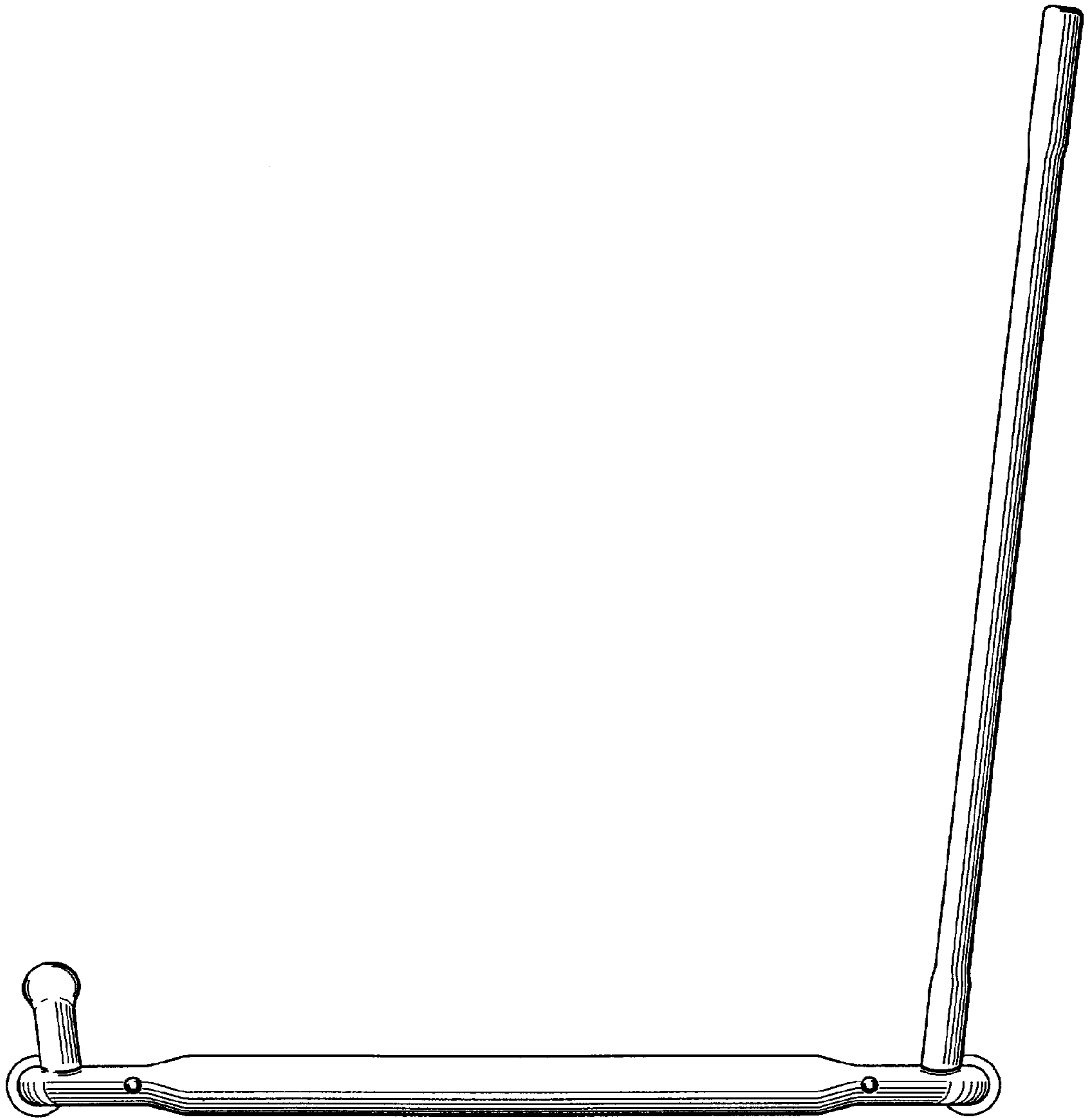


Fig-1




Fig-2

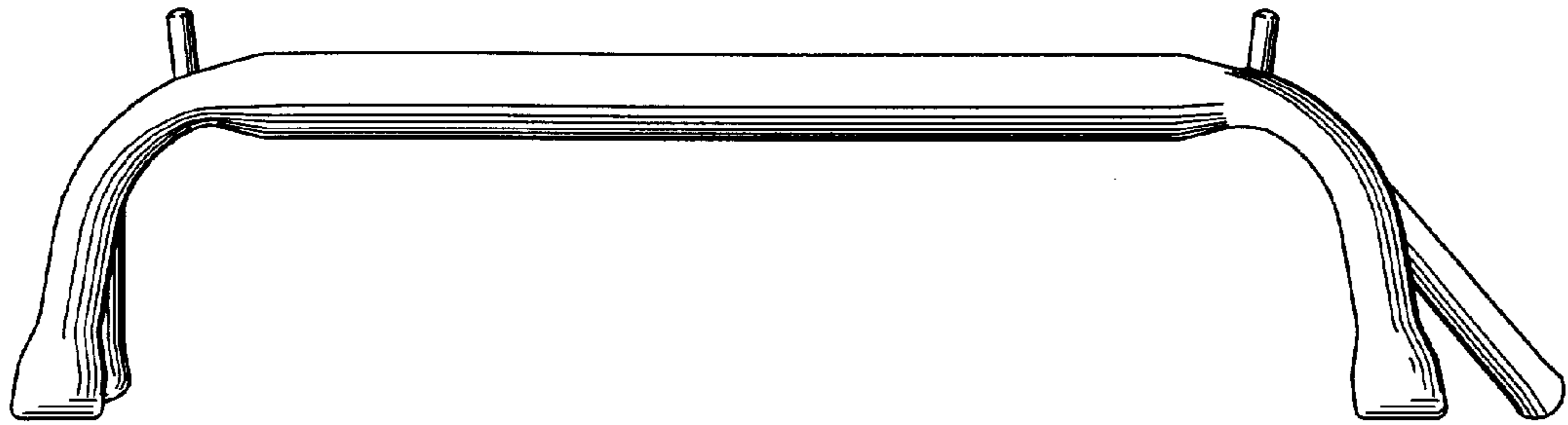


Fig-3

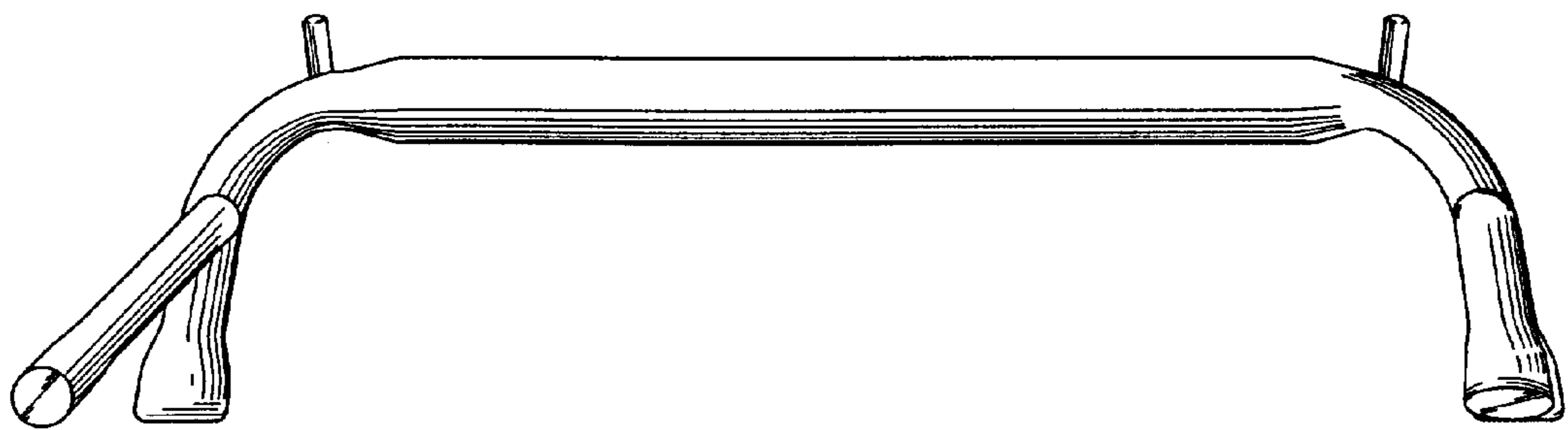
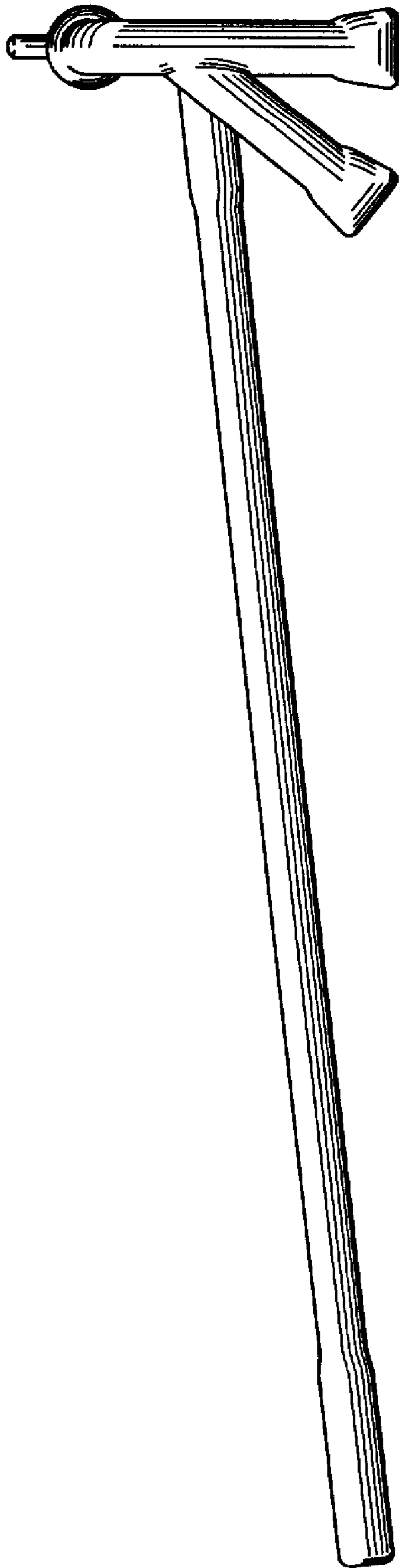


Fig-4



**Fig-5**

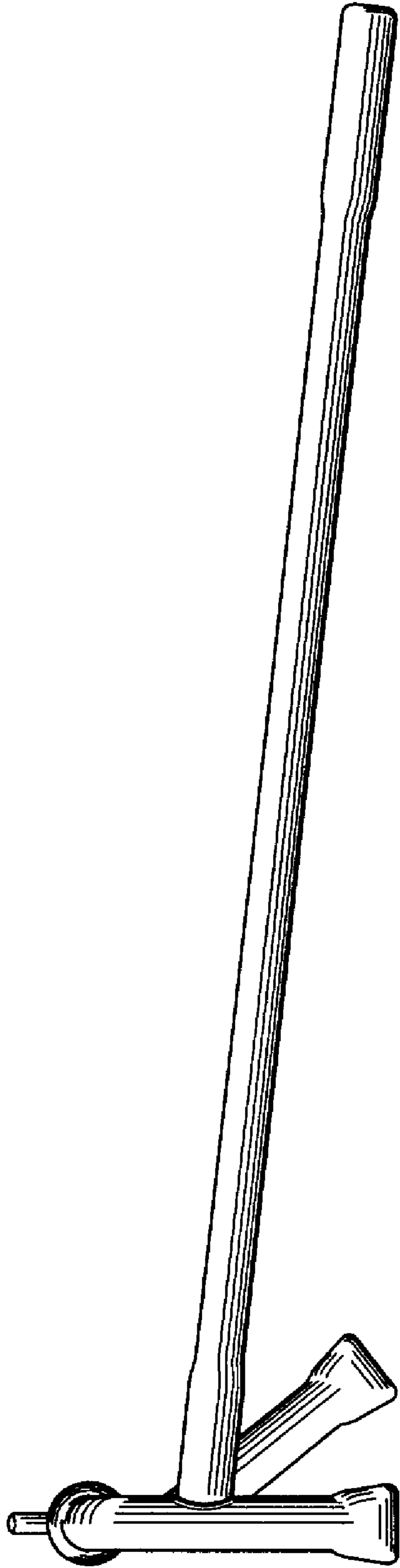


Fig-6