



US00D425937S

United States Patent [19]

Serrault et al.

[11] **Patent Number: Des. 425,937**

[45] **Date of Patent: ** May 30, 2000**

[54] **LETTER TRAY**

[75] Inventors: **Jayson J. Serrault**, Oregon, Wis.;
Charles E. Bain, West Dundee, Ill.

[73] Assignee: **Berol Corporation**, Freeport, Ill.

[**] Term: **14 Years**

[21] Appl. No.: **29/096,040**

[22] Filed: **Nov. 3, 1998**

[51] **LOC (7) Cl.** **19-02**

[52] **U.S. Cl.** **D19/92; D19/86**

[58] **Field of Search** D19/75, 81-85,
D19/77, 78, 86, 91, 92, 95, 99, 100; 206/215,
555, 556; 211/10, 11, 13.1, 45, 49.1, 50,
126.1, 126.13; 47/14

[56] **References Cited**

U.S. PATENT DOCUMENTS

- D. 191,133 8/1961 Marx, Sr. D19/92 X
- D. 251,251 3/1979 Tiedemann D19/92 X
- D. 266,772 11/1982 Sayers D19/92
- D. 272,637 2/1984 Barbieri et al. D19/92

- D. 273,018 3/1984 Barbieri et al. D19/75
- D. 362,572 9/1995 Joseph, Jr. D19/92 X
- 1,688,407 10/1928 Wastak 47/14
- 4,253,402 3/1981 Carrig et al. 211/126.13 X

Primary Examiner—Martie K. Holtje
Attorney, Agent, or Firm—Foley & Lardner

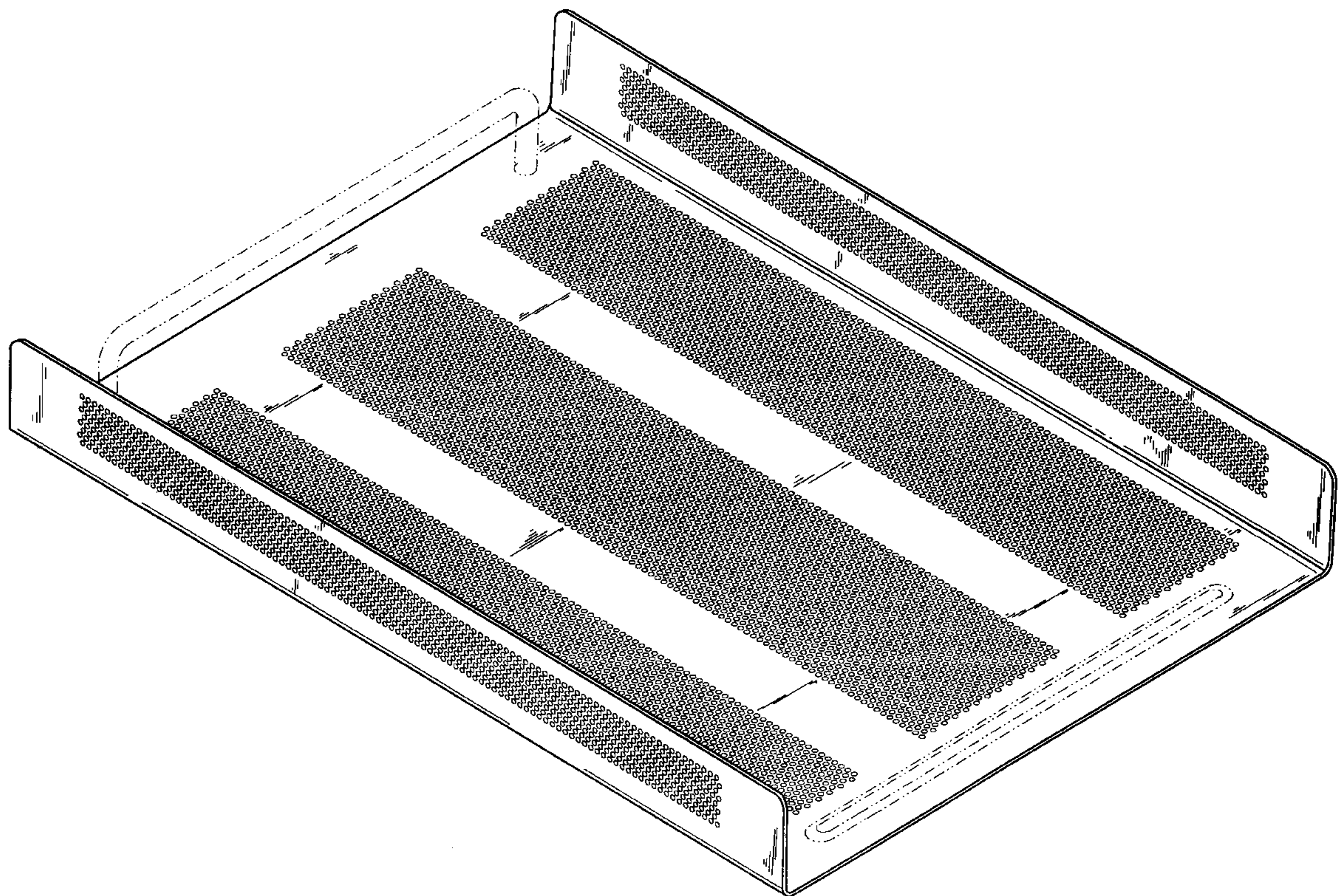
[57] **CLAIM**

I claim the ornamental design for the letter tray, as shown and described.

DESCRIPTION

FIG. 1 is an isometric view of a letter tray;
FIG. 2 is a top view of the letter tray shown in FIG. 1;
FIG. 3 is a bottom view of the letter tray shown in FIG. 1;
FIG. 4 is a right side view of the letter tray shown in FIG. 1 with the left side view being the same as shown in FIG. 4;
FIG. 5 is a front view of the letter tray shown in FIG. 1; and,
FIG. 6 is a back view of the letter tray shown in FIG. 1.
The broken lines showing portions of the letter tray in FIGS. 1-6 are for illustrative purposes only and form no part of the claimed design.

1 Claim, 4 Drawing Sheets



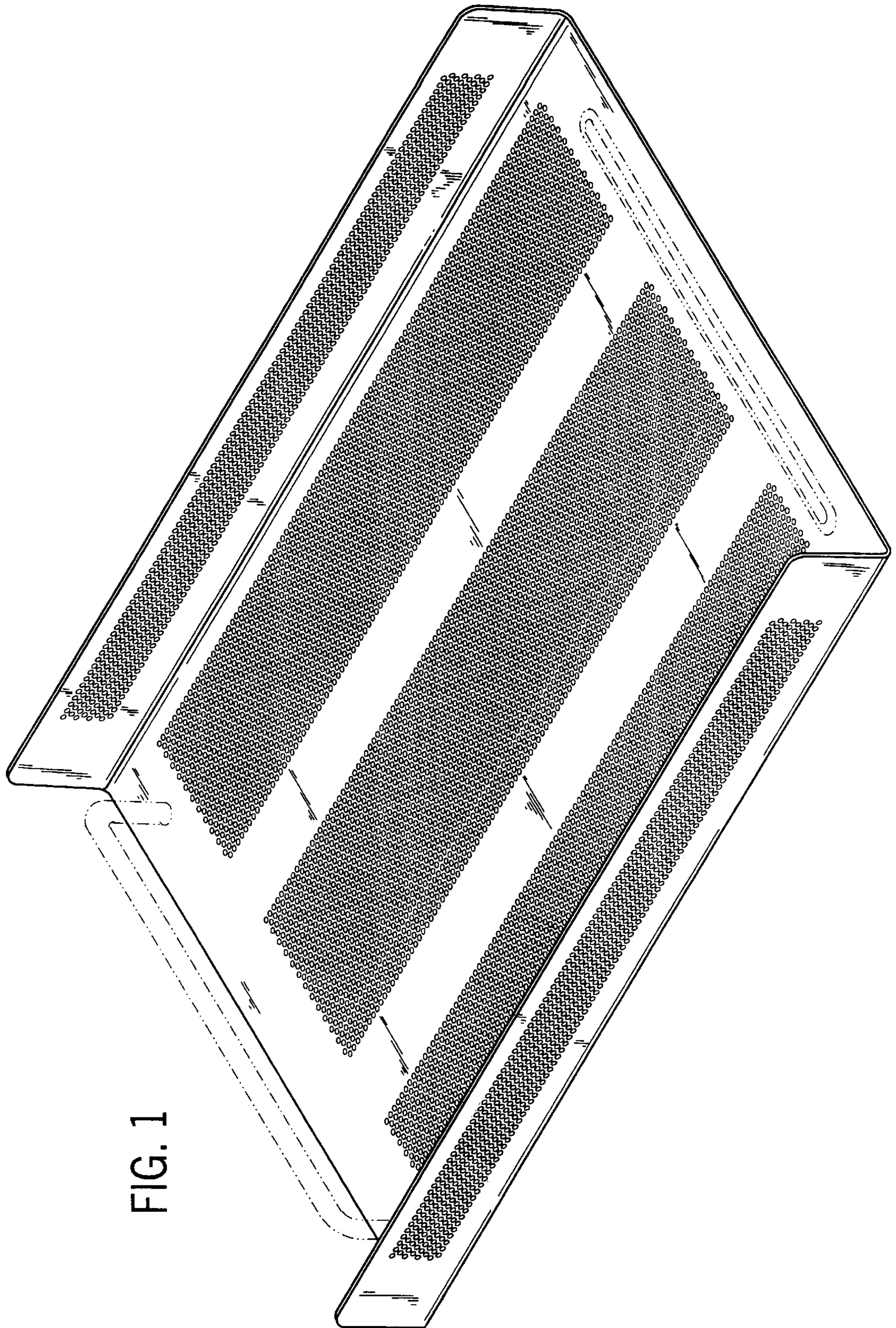


FIG. 1

FIG. 2




FIG. 3




FIG. 4




FIG. 5




FIG. 6

