



US00D425901S

United States Patent [19]
Augusta

[11] **Patent Number: Des. 425,901**

[45] **Date of Patent: ** May 30, 2000**

[54] **SOCCER PLAYER ANTENNA-TOPPER**

[76] Inventor: **Mark Augusta**, 120 N. Helix Ave.,
Solana Beach, Calif. 92075

[**] Term: **14 Years**

[21] Appl. No.: **29/107,701**

[22] Filed: **Jul. 12, 1999**

[51] **LOC (7) Cl. 14-03**

[52] **U.S. Cl. D14/232; D11/160; D21/635**

[58] **Field of Search D14/230-238;**
D12/197-201, 162; 428/542.2, 542.4; D11/160,
161, 157; D21/635; 343/711-714, 720

[56] **References Cited**

U.S. PATENT DOCUMENTS

D. 65,971	11/1924	Lafferty	D11/160
D. 85,947	1/1932	Lowery	D12/200
D. 293,220	12/1987	Pierce	D11/161
D. 296,426	6/1988	Dannheiser	D11/160
D. 404,738	1/1999	Augusta	D14/232
D. 404,739	1/1999	Augusta	D14/232
D. 413,330	8/1999	Augusta	D14/232
3,651,598	3/1972	Lang	428/542.4

OTHER PUBLICATIONS

Triphies—Plaza Sport Shop, p. 39—Soccer Player Figure,
Dec. 1935.

Primary Examiner—Louis S. Zarfes

Assistant Examiner—G. Andoll

Attorney, Agent, or Firm—Steins & Associates

[57] **CLAIM**


What is claimed is the ornamental design for a soccer player antenna-topper, as shown and described.

DESCRIPTION

FIG. 1 is a perspective view of a soccer player antenna-topper, showing my new design;
FIG. 2 is a front view thereof;
FIG. 3 is a back view thereof;
FIG. 4 is a left side view thereof;
FIG. 5 is a right side view thereof; and,
FIG. 6 is a top view thereof.

The surfaces of the article not shown in the drawing or described in the specification form no part of the claimed design.

1 Claim, 3 Drawing Sheets



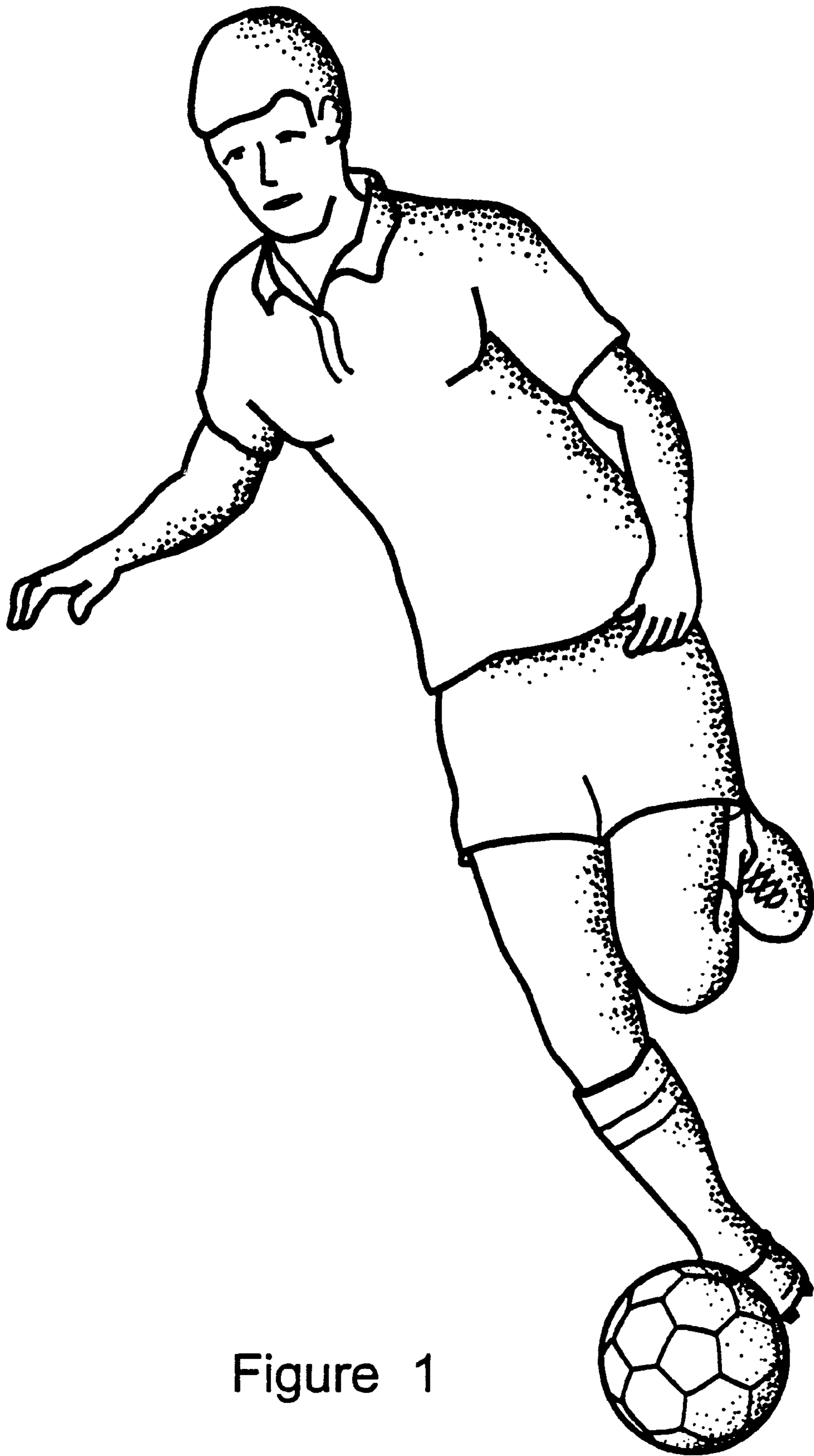


Figure 1




Figure 2

Figure 3




Figure 5




Figure 4

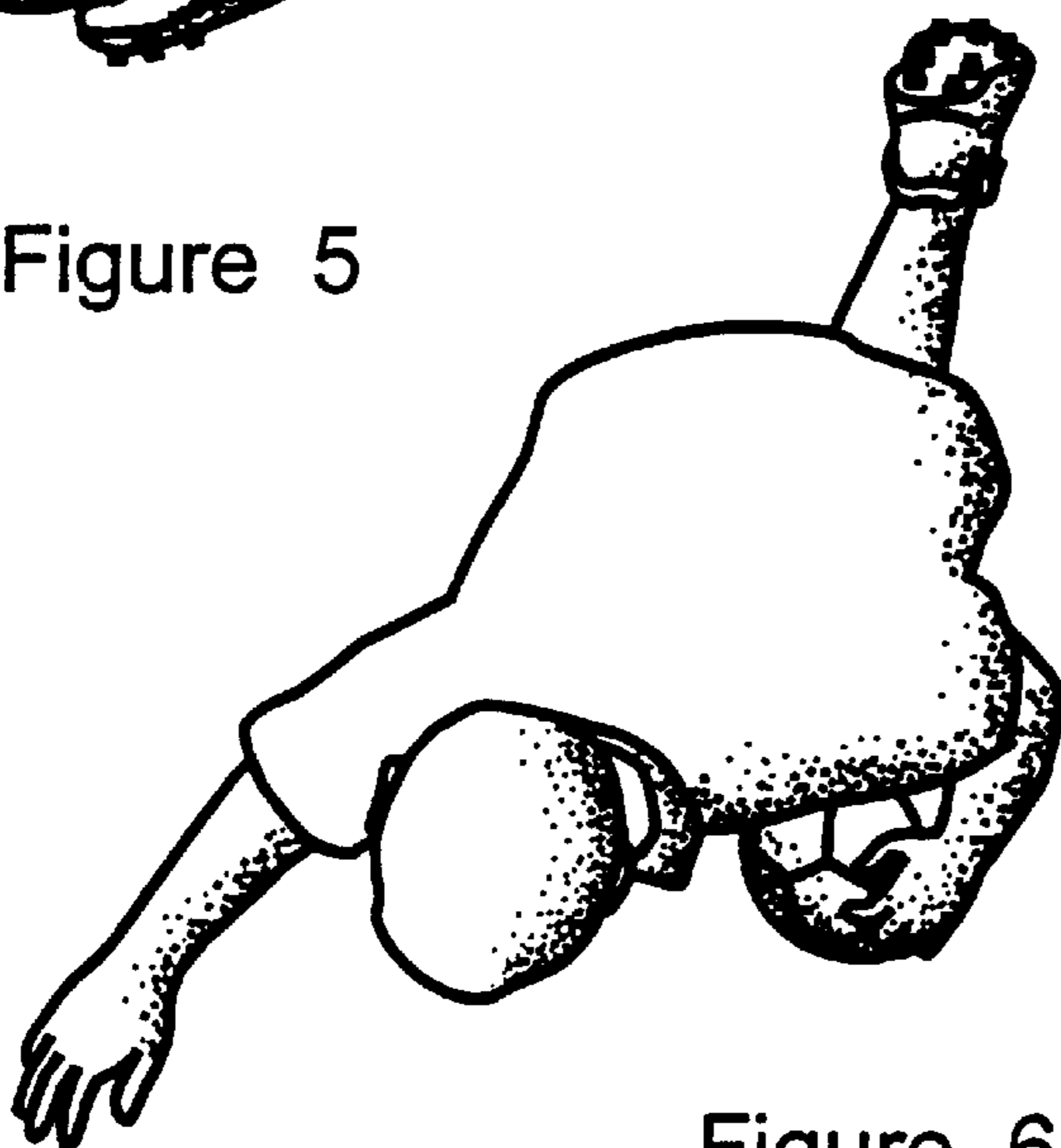


Figure 6