



US00D425832S

United States Patent [19]

[11] **Patent Number: Des. 425,832**

Umstot et al.

[45] **Date of Patent: ** May 30, 2000**

[54] **TIRE TREAD**

4,480,672 11/1984 Marshall et al. 152/209.12

[75] Inventors: **Dale Edward Umstot**, Cumberland;
Joseph Henry Laco, Cresaptown;
James McSherry Williams, Jr.,
Cumberland; **Garland Grimes Hiser,**
Jr., La Vale, all of Md.; **Alan Scott**
Wasilewski, Uniontown, Ohio

OTHER PUBLICATIONS

Co-op Rear Wheel Agri Mark Radial Tire, Tread Design
Guide, p. 186. 4/1, Jan. 1998.
Firestone Rear Wheel Radial All Traction FWD Tire, Tread
Design Guide, p. 189. 4/3, Jan. 1998.
Republic Rear Wheel Power Mark Industrial Lug I Tire,
Tread Design Guide, p. 201. 2/2, Jan. 1998.

[73] Assignee: **The Goodyear Tire & Rubber**
Company, Akron, Ohio

Primary Examiner—Robert M. Spear
Attorney, Agent, or Firm—David L King

[**] Term: **14 Years**

[57] CLAIM

[21] Appl. No.: **29/106,550**

The ornamental design for a tire tread, as shown and
described.

[22] Filed: **Jun. 17, 1999**

DESCRIPTION

[51] **LOC (7) Cl.** **12-15**

[52] **U.S. Cl.** **D12/151**

[58] **Field of Search** D12/138-152;
152/209.1, 209.8, 209.9, 209.12, 209.13,
209.28, 900, 901, 902, 903

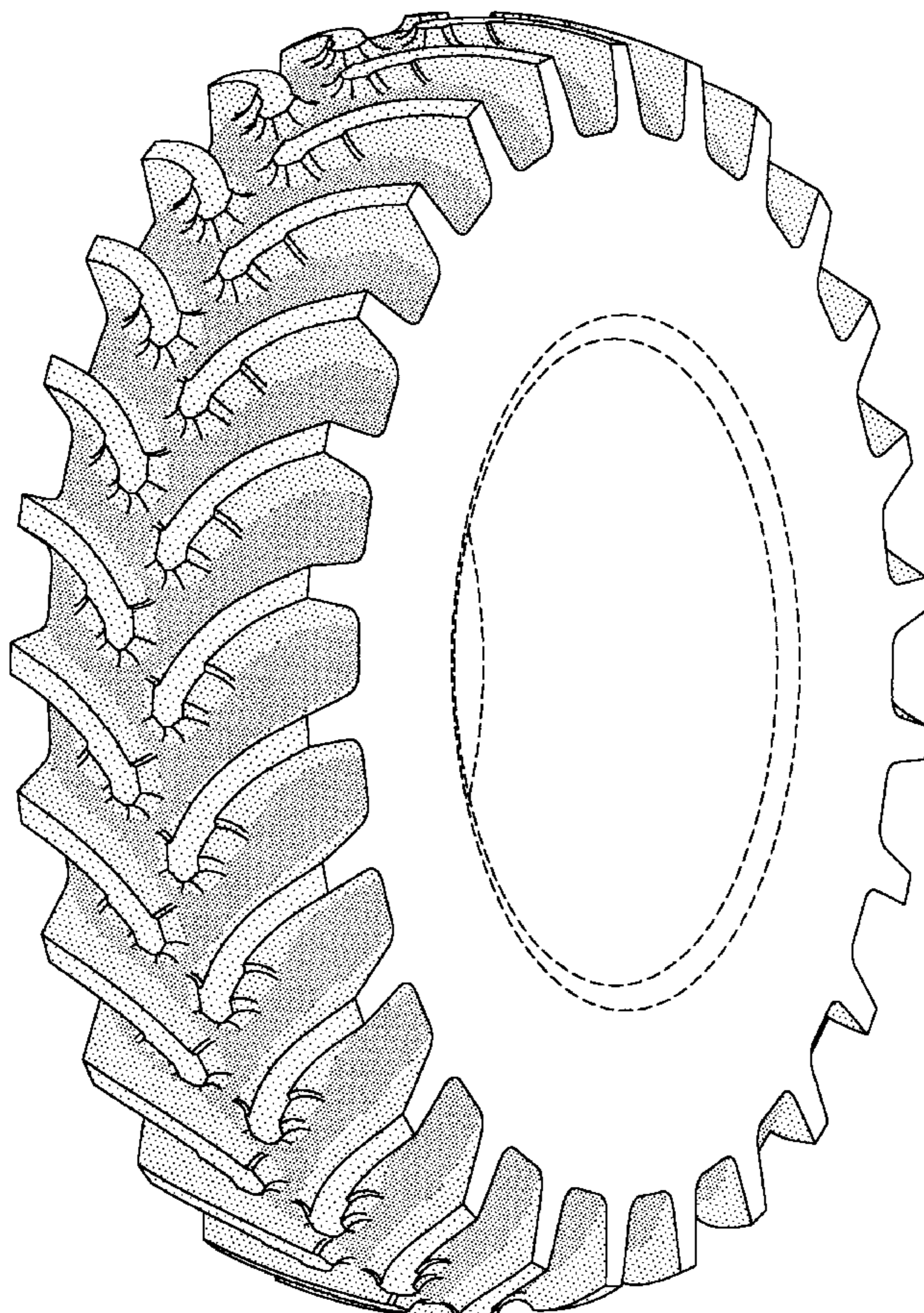
FIG. 1 is a perspective view of a tire tread showing our new
design, it being understood that the pattern repeats uni-
formly throughout the circumference of the tread;
FIG. 2 is a front elevational view thereof;
FIG. 3 is a side elevational view thereof, the opposite side
elevational view being a mirror image thereof; and,
FIG. 4 is an enlarged front perspective view thereof.
In the drawings, the broken lines depicting the inner bead
and sidewall are for illustrative purposes only and form no
part of the claimed design.

[56] References Cited

U.S. PATENT DOCUMENTS

| | | | |
|------------|--------|---------------------|------------|
| D. 360,862 | 8/1995 | Bonko et al. | D12/151 |
| D. 383,427 | 9/1997 | Bonko | D12/151 |
| 3,603,370 | 9/1971 | Hylbert et al. | 152/209.12 |
| 4,383,567 | 5/1983 | Crum et al. | 152/209.12 |

1 Claim, 4 Drawing Sheets



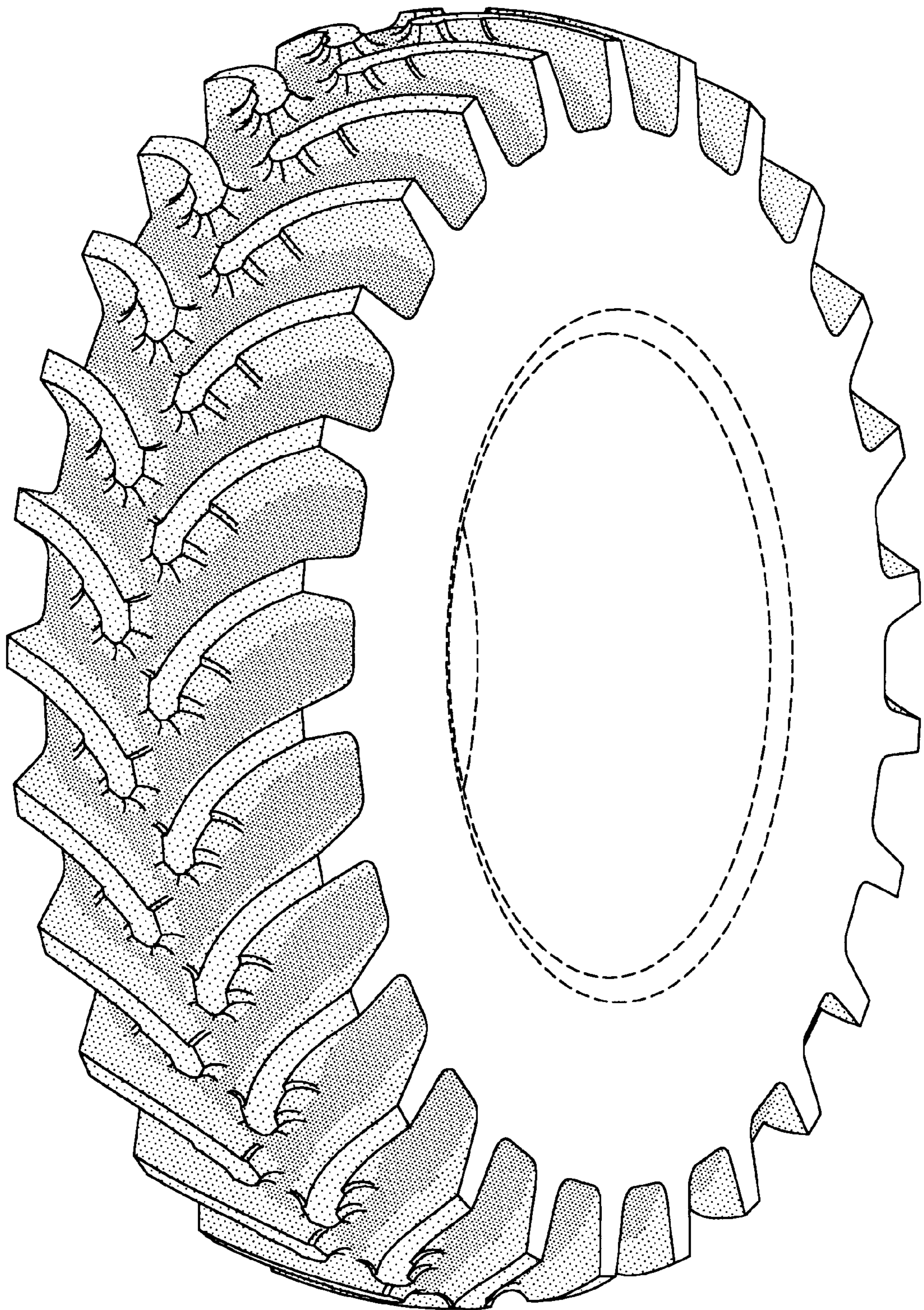


FIG-1

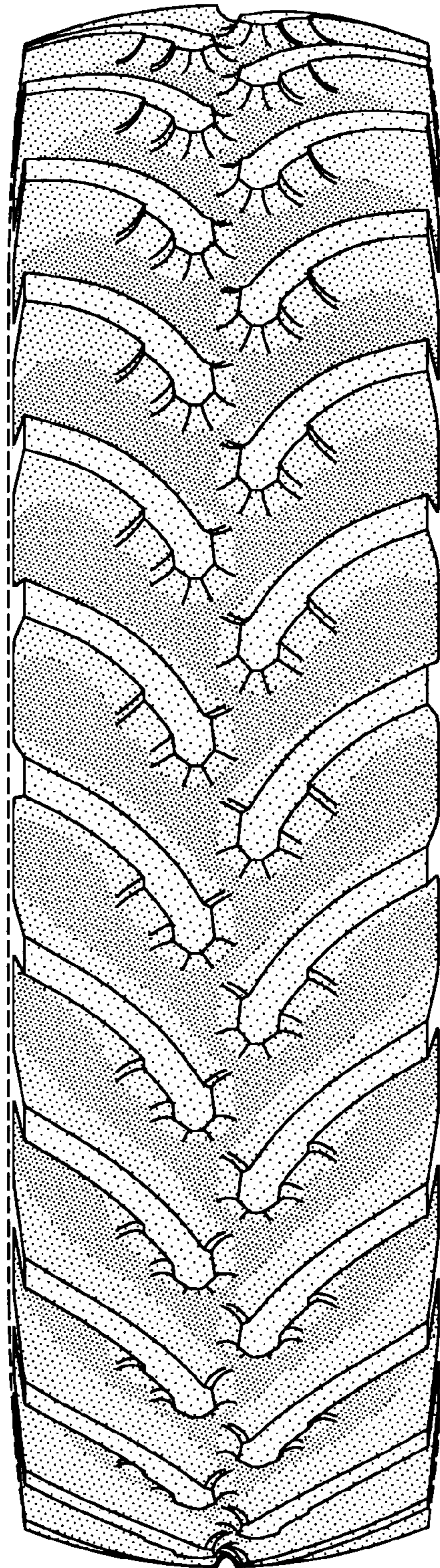


FIG-2

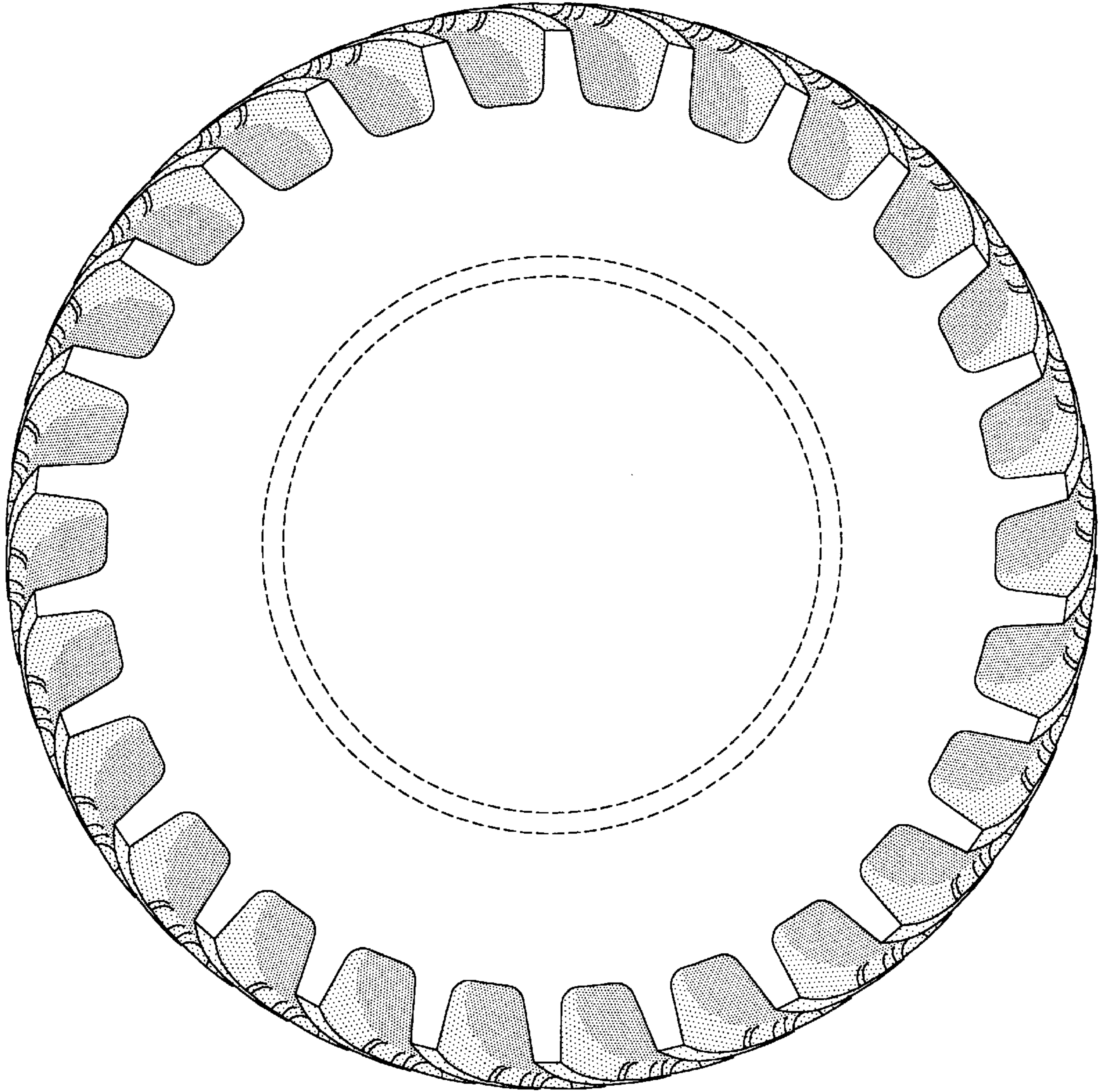


FIG-3

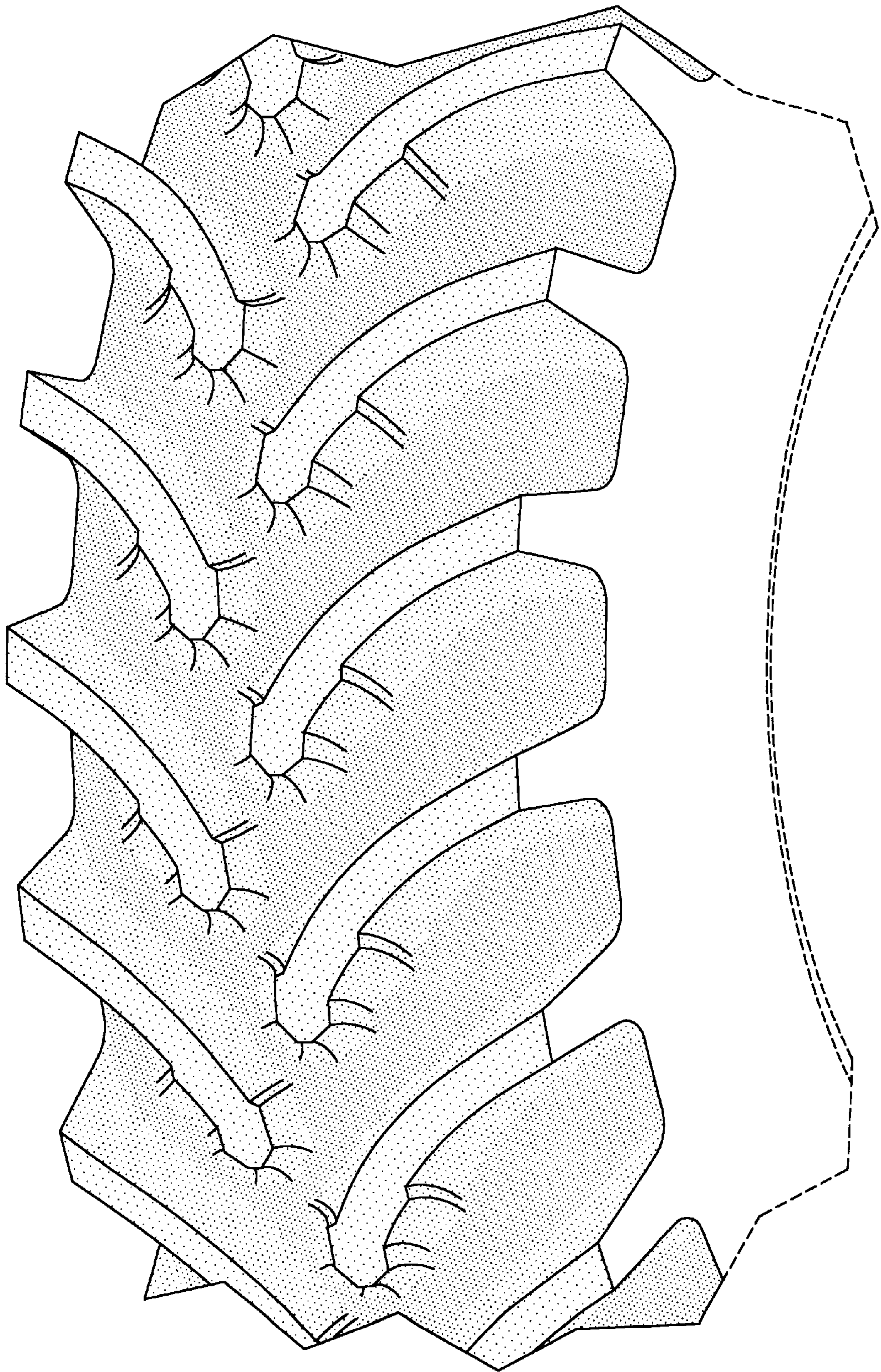


FIG-4