



US00D425759S

United States Patent [19] Henry

[11] **Patent Number: Des. 425,759**

[45] **Date of Patent: ** May 30, 2000**

[54] **SCALLOPED BAKING DISH**

[75] Inventor: **Jacques Henry**, Marcigny, France

[73] Assignee: **La Bourguignonne**, Roanne, France

[**] Term: **14 Years**

[21] Appl. No.: **29/093,943**

[22] Filed: **Sep. 22, 1998**

Related U.S. Application Data

[62] Division of application No. 29/081,377, Dec. 31, 1997.

Foreign Application Priority Data

Aug. 29, 1997 [FR] France 97 5052

[51] **LOC (7) Cl.** **07-01**

[52] **U.S. Cl.** **D7/545; D7/566; D7/586;**
D7/354

[58] **Field of Search** D7/562, 561, 566,
D7/665, 568, 672, 584, 547, 555, 557,
357, 354, 610, 677, 565, 560, 554.3, 543,
609, 545; 270/574, 4.21, 669; 249/134,
DIG. 1; 99/DIG. 15

[56] References Cited

U.S. PATENT DOCUMENTS

D. 51,837	3/1918	Evans	D7/354
D. 115,205	6/1939	Heisey	D7/554.3
D. 115,801	7/1939	Sakier	D7/566
D. 126,356	4/1941	Brown	D7/354 X
D. 358,965	6/1995	Meier et al.	D7/554.3
D. 360,808	8/1995	Meier et al.	D7/554.3
D. 394,587	5/1998	Taylor et al.	D7/545

Primary Examiner—M. N. Pandozzi

Attorney, Agent, or Firm—Abelman, Frayne & Schwab

[57] CLAIM

The ornamental design for scalloped baking dish, as shown and described.

DESCRIPTION

FIG. 1 is a perspective view of a scalloped baking dish showing my new design;
FIG. 2 is a top plan view thereof;
FIG. 3 is a front elevational view thereof;
FIG. 4 is a side elevational view thereof; and,
FIG. 5 is a bottom plan view thereof.

1 Claim, 2 Drawing Sheets

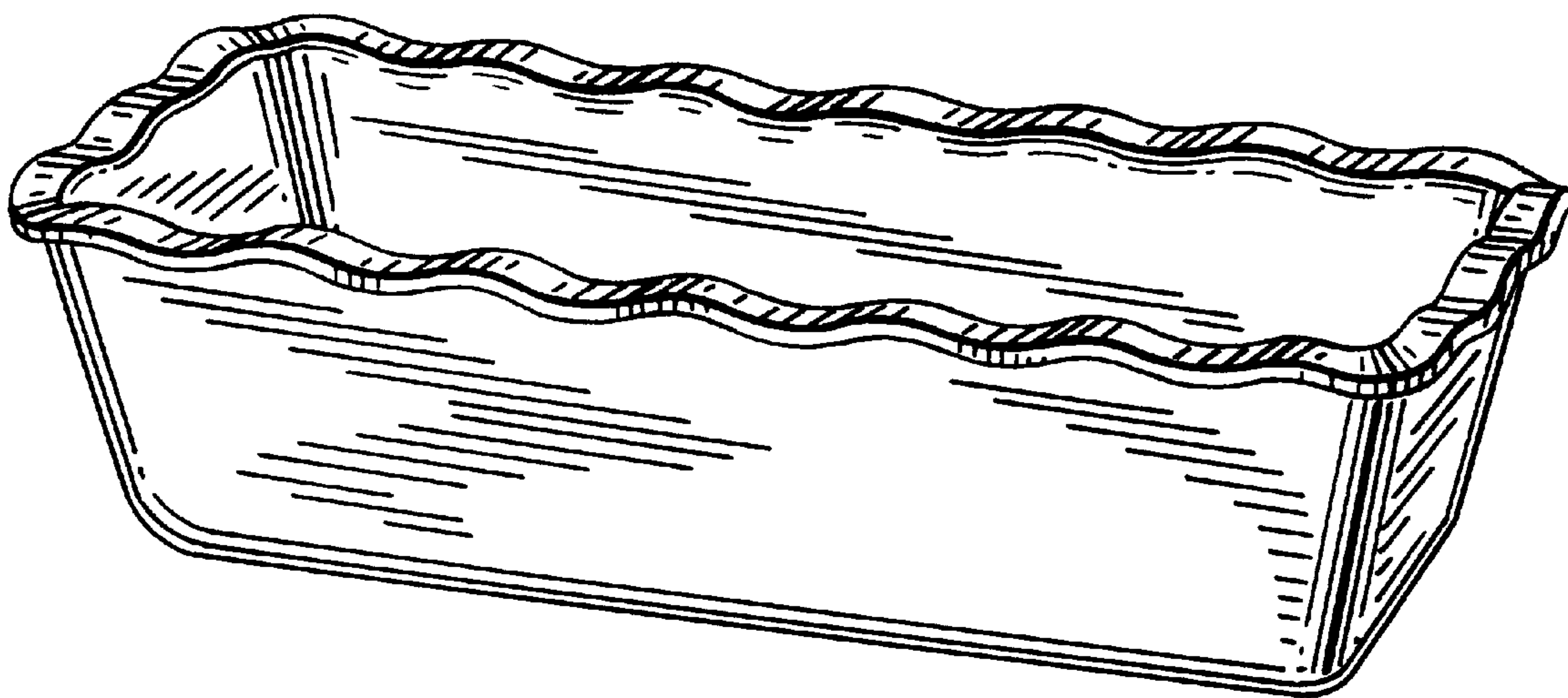


FIG. 1




FIG. 2

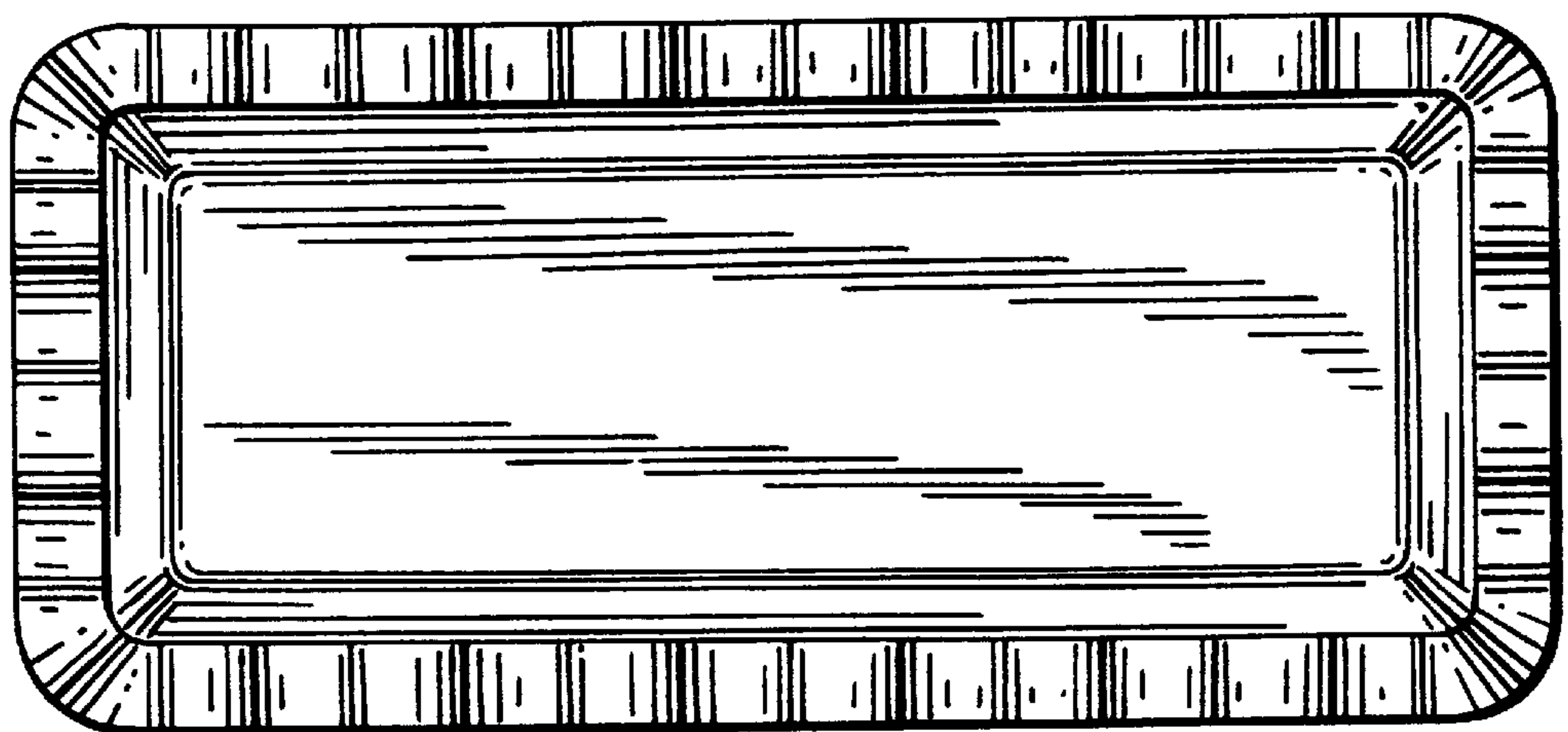


FIG. 3

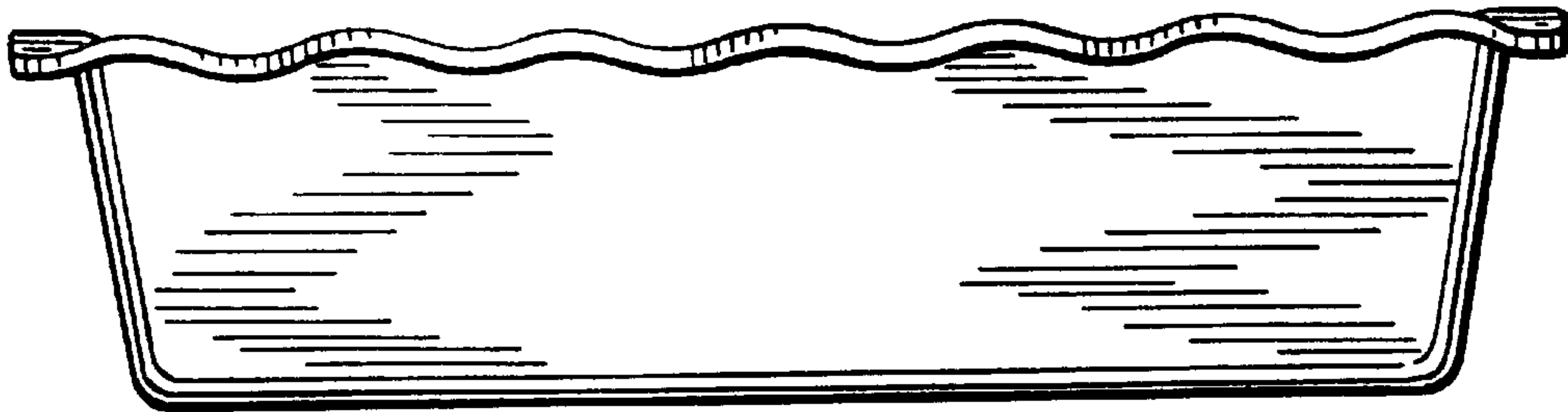


FIG. 4




FIG. 5

