



US00D425754S

United States Patent [19]

[11] Patent Number: **Des. 425,754**

Matteson et al.

[45] Date of Patent: **** May 30, 2000**

[54] **OVEN RACK**

[76] Inventors: **Eveline L. Matteson**, 112 Nora St. SE., Kentwood; **Sandra J. Elliott**, 62 Peony SW., Grand Rapids, both of Mich. 49548

[**] Term: **14 Years**

[21] Appl. No.: **29/090,099**

[22] Filed: **Jun. 30, 1998**

[51] **LOC (7) Cl.** **07-02**

[52] **U.S. Cl.** **D7/409; D7/402; 99/450; 126/337 R**

[58] **Field of Search** D7/323, 336, 402, D7/409; 99/339, 422, 425, 443 C, 445, 450, 449; 126/1 R, 24, 25 R, 29, 9 R, 41 R, 30, 304, 505, 337 R, 443 C; D6/462-464

[56] **References Cited**

U.S. PATENT DOCUMENTS

D. 203,857 2/1966 Schieler D7/409
2,827,846 3/1958 Karkling 99/339

2,914,283 11/1959 Jorgensen D7/336 X
2,998,001 8/1961 Lofgren et al. 126/25 A
3,177,864 4/1965 Bowman 126/9 R
3,905,286 9/1975 Le Grady 99/450
4,048,984 9/1977 Eberhardt 126/337 R
4,191,160 3/1980 Elliott 126/9 R
5,133,333 7/1992 Stout 126/25 A
5,823,100 10/1998 Wienhold et al. 99/449

Primary Examiner—Caron D. Veynar


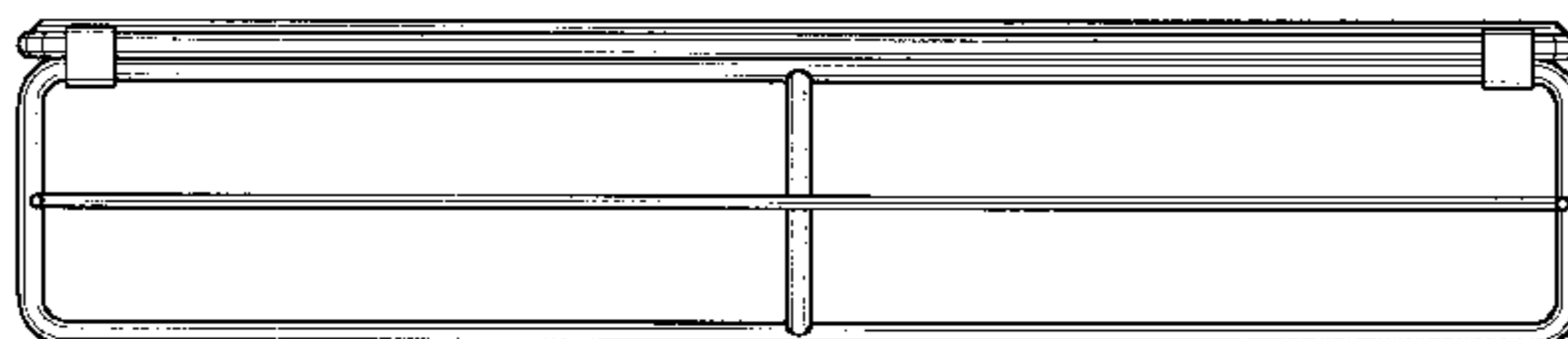
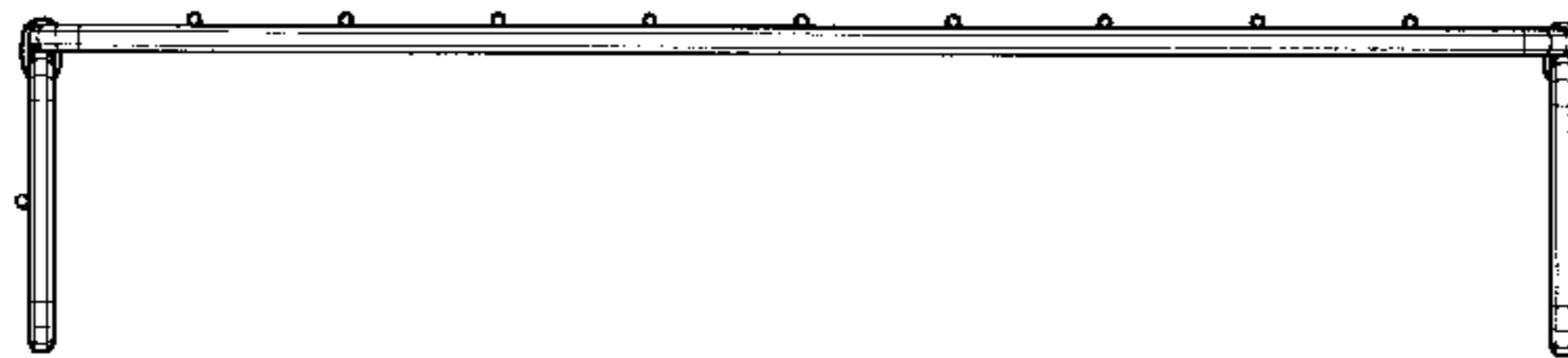
[57] **CLAIM**

The ornamental design for an oven rack, as shown and described.

DESCRIPTION

FIG. 1 is a front elevational view of the oven rack showing my new design;
FIG. 2 is a rear elevational view thereof;
FIG. 3 is a left side elevational view thereof;
FIG. 4 is a right side elevational view thereof;
FIG. 5 is a top plan view thereof; and,
FIG. 6 is a bottom plan view thereof;

1 Claim, 3 Drawing Sheets






Fig. 1




Fig. 2




Fig. 3




Fig. 4




Fig. 5




Fig. 6