



US00D425745S

# United States Patent [19]

[11] **Patent Number: Des. 425,745**

**Harris et al.**

[45] **Date of Patent: \*\* May 30, 2000**

[54] **SKATEBOARD OR SNOWBOARD MOUNTING RACK AND A SEPARATE WALL PROTECTING STRIP**

5,477,968 12/1995 Largent et al. .... 211/60.1

*Primary Examiner*—Kay H. Chin  
*Attorney, Agent, or Firm*—Albert O. Cota

[76] Inventors: **Ernest J. Harris**, 10132 Saloma Ave., Mission Hills, Calif. 91345; **Chad S. Gallagher**, 10804 Canelo Rd., Whittier, Calif. 90004; **Bruce L. Clark**, 1538 Duane St., Los Angeles, Calif. 90026

[57] **CLAIM**

The ornamental design for a skateboard or snowboard mounting rack and a separate wall protecting strip, as shown and described.

[\*\*] Term: **14 Years**

### DESCRIPTION

[21] Appl. No.: **29/101,293**

FIG. 1 is a front elevational view of the skateboard or snowboard mounting rack and an attached wall protecting strip showing my new design. A skateboard, which is not a part of the invention, is shown in broken lines inserted into the rack and against the wall protecting strip.

[22] Filed: **Feb. 26, 1999**

[51] **LOC (7) Cl.** ..... **08-08**

[52] **U.S. Cl.** ..... **D6/552; D21/771**

[58] **Field of Search** ..... D21/771, 766; D6/512, 513, 552, 553, 554, 556, 567; 211/70.5; 224/917.5; 280/814, 809, 815; 294/147

FIG. 2 is a front elevational view of the rack;

FIG. 3 is a rear elevational view of the rack;

FIG. 4 is a right side elevational view of the rack, the left side elevational view being a mirror image thereof;

FIG. 5 is a top plan view of the rack;

FIG. 6 is a bottom plan view of the rack.

FIG. 7 is a right side elevational view of the wall protecting strip, the left side elevational view being a mirror image thereof; and,

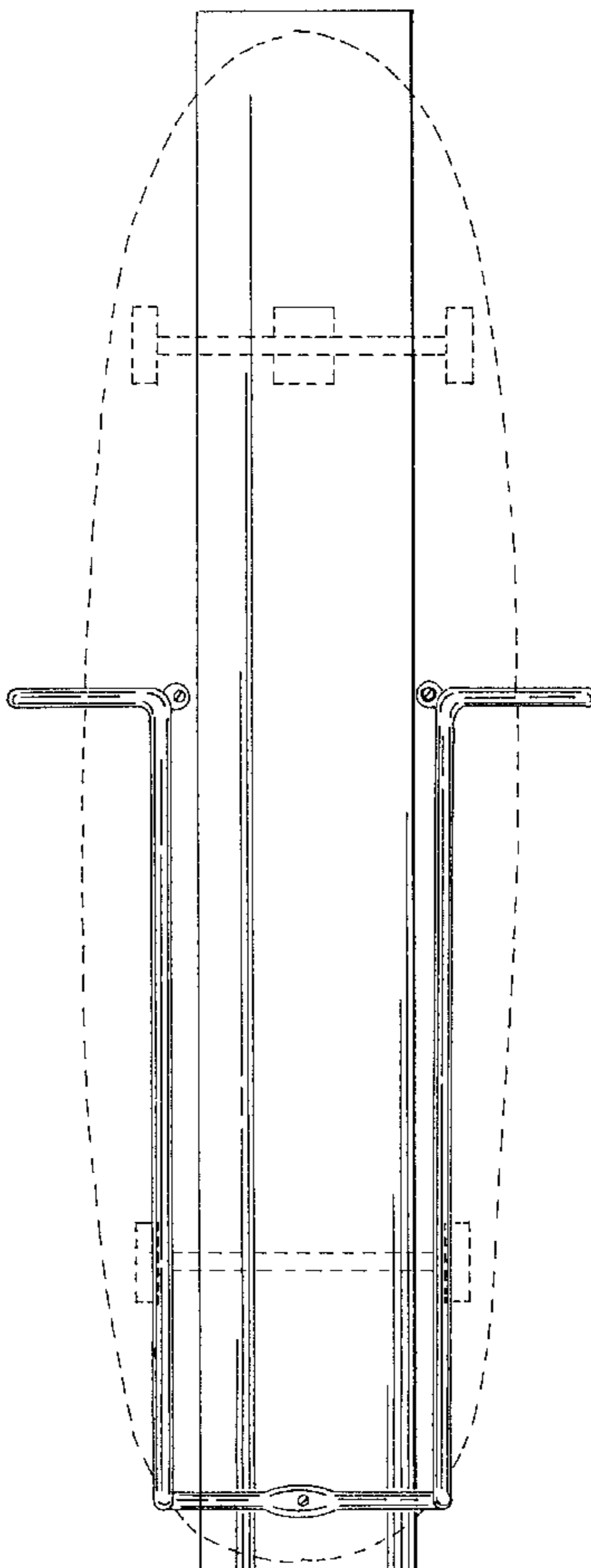
FIG. 8 is a top plan view of the wall protecting strip the bottom plan view being a mirror image thereof.

### [56] **References Cited**

#### U.S. PATENT DOCUMENTS

D. 342,637	12/1993	Smith	.....	D6/552
3,018,897	1/1962	Carlyle	.....	211/70.5
3,756,420	9/1973	Brown	.....	280/814
5,316,155	5/1994	Collins et al.	.....	211/70.5

**1 Claim, 6 Drawing Sheets**



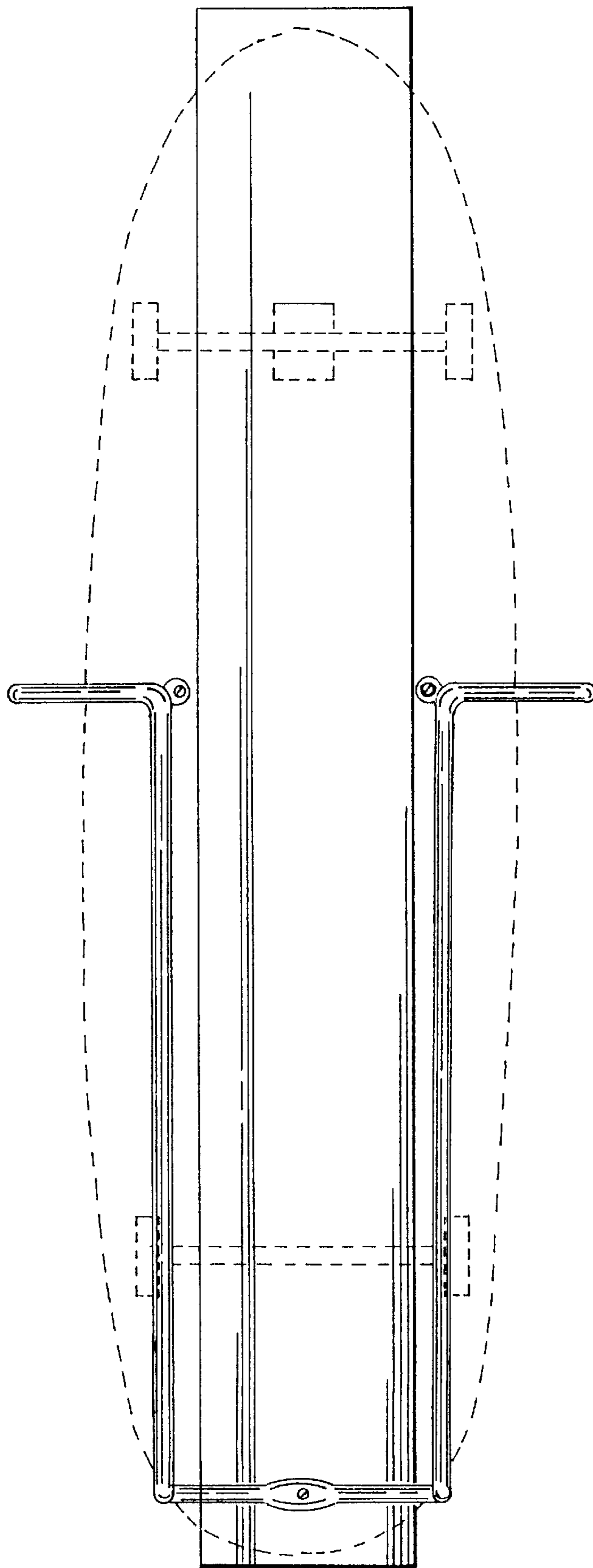


Fig. 1




Fig. 2




Fig. 3




Fig. 4




Fig. 5




Fig. 6



Fig. 7




Fig. 8