



US00D425721S

# United States Patent [19]

[11] Patent Number: Des. 425,721

Natuzzi et al.

[45] Date of Patent: \*\* May 30, 2000

[54] SEAT

[75] Inventors: Pasquale Natuzzi, Bari; Suma Cosimo, Matera, both of Italy

[73] Assignee: Industrie Natuzzi, Spa, Italy

[\*\*] Term: 14 Years

[21] Appl. No.: 29/103,946

[22] Filed: Apr. 23, 1999

[51] LOC (7) Cl. .... 06-01

[52] U.S. Cl. .... D6/381; D6/334

[58] Field of Search ..... D6/334, 335, 336, D6/364, 371, 373, 377, 381, 500, 501, 502; 5/12.1; 297/232, 445.1, 446.1

### [56] References Cited

#### U.S. PATENT DOCUMENTS

D. 267,134	12/1982	Nelson	.....	D6/381
D. 277,240	1/1985	Dunbar et al.	.....	D6/381
D. 369,480	5/1996	Natuzzi et al.	.....	D6/381
D. 372,808	8/1996	Natuzzi et al.	.....	D6/381
D. 380,103	6/1997	Natuzzi et al.	.....	D6/381
D. 392,472	3/1998	Natuzzi et al.	.....	D6/381
D. 409,014	5/1999	Natuzzi et al.	.....	D6/381

#### OTHER PUBLICATIONS

NHFA's CompetitivEdge, p. 104, Sofa and Chair ZT mid-page, Apr. 1983.

Thomasville Leather vol. 1, p. 9, Sofa at mid page, Feb. 1989.

Classic Designer Collection, p. 14, Sofa and Chair shown, Feb. 7, 1990.

Natuzzi Model 178, Apr. 1987, at International Home Furnishings Market in High Point, North Carolina.

Natuzzi Model 183, Apr. 1987, at International Home Furnishings Market in High Point, North Carolina.

Natuzzi Model 410, Oct. 1987, at International Home Furnishings Market in High Point, North Carolina.

Natuzzi Model 447, Apr. 1988, at International Home Furnishings Market in High Point, North Carolina.

Natuzzi Model 720, Oct. 1989, at International Home Furnishings Market in High Point, North Carolina.

Natuzzi Model 764, Apr. 1990, at International Home Furnishings Market in High Point, North Carolina.

Natuzzi Model 770, Oct. 1990, at International Home Furnishings Market in High Point, North Carolina.

Natuzzi Model 780, Oct. 1990, at International Home Furnishings Market in High Point, North Carolina.

Natuzzi Model 783, Oct. 1990, at International Home Furnishings in High Point, North Carolina.

Natuzzi Model 798, Oct. 1990, at International Home Furnishings Market in High Point, North Carolina.

Natuzzi Model 828, Apr. 1991, at International Home Furnishings Market in High Point, North Carolina.

Natuzzi Model 829, Apr. 1991, at International Home Furnishings Market in High Point, North Carolina.

Natuzzi Model 878, Oct. 1991, at International Home Furnishings Market in High Point, North Carolina.

Natuzzi Model 964, Sep. 1992, at International Home Furnishings Market in High Point, North Carolina.

Natuzzi Model 1083, Sep. 1993, at International Home Furnishings Market in High Point, North Carolina.

Natuzzi Model 1089, Sep. 1993, at International Home Furnishings Market in High Point, North Carolina.

Natuzzi Model 1173, Apr. 1994, at International Home Furnishings Market in High Point, North Carolina.

Natuzzi Model 1296, Mar. 1995, at International Home Furnishings Market in High Point, North Carolina.

Natuzzi Model 1316, Apr. 1995, at International Home Furnishings Market in High Point, North Carolina.

Natuzzi Model 1369, Sep. 1995, at International Home Furnishings Market in High Point, North Carolina.

Natuzzi Model 1583, Apr. 1997, at International Home Furnishings Market in High Point, North Carolina.

Natuzzi Model 1654, Oct. 1997, at International Home Furnishings Market in High Point, North Carolina.

Primary Examiner—Gary D. Watson

Attorney, Agent, or Firm—Alston & Bird LLP

### [57] CLAIM

The ornamental design for a seat, as shown and described.

### DESCRIPTION

FIG. 1 is a front perspective view of a seat showing our new design in the form of a sofa;

FIG. 2 is a front elevational view thereof;

FIG. 3 is a top plan view thereof;



FIG. 4 is a right side elevational view, the left side being a mirror image thereof;

FIG. 5 is a rear perspective view thereof;

FIG. 6 is a front elevational view of a seat showing our new design in the form of a loveseat; and,

FIG. 7 is a front elevational view of a seat showing our new design in the form of a chair.

The broken lines shown herein are for illustrative purposes only and form no part of the claimed design.

The rear views of FIGS. 6 and 7 are like FIG. 5, the difference being a matter of length.

The end views of FIGS. 6 and 7 are like FIG. 4.

FIG. 1 has been shown on an enlarged scale with respect to the other views.

**1 Claim, 3 Drawing Sheets**




FIG. 1.




FIG. 2.




FIG. 3.




FIG. 4.

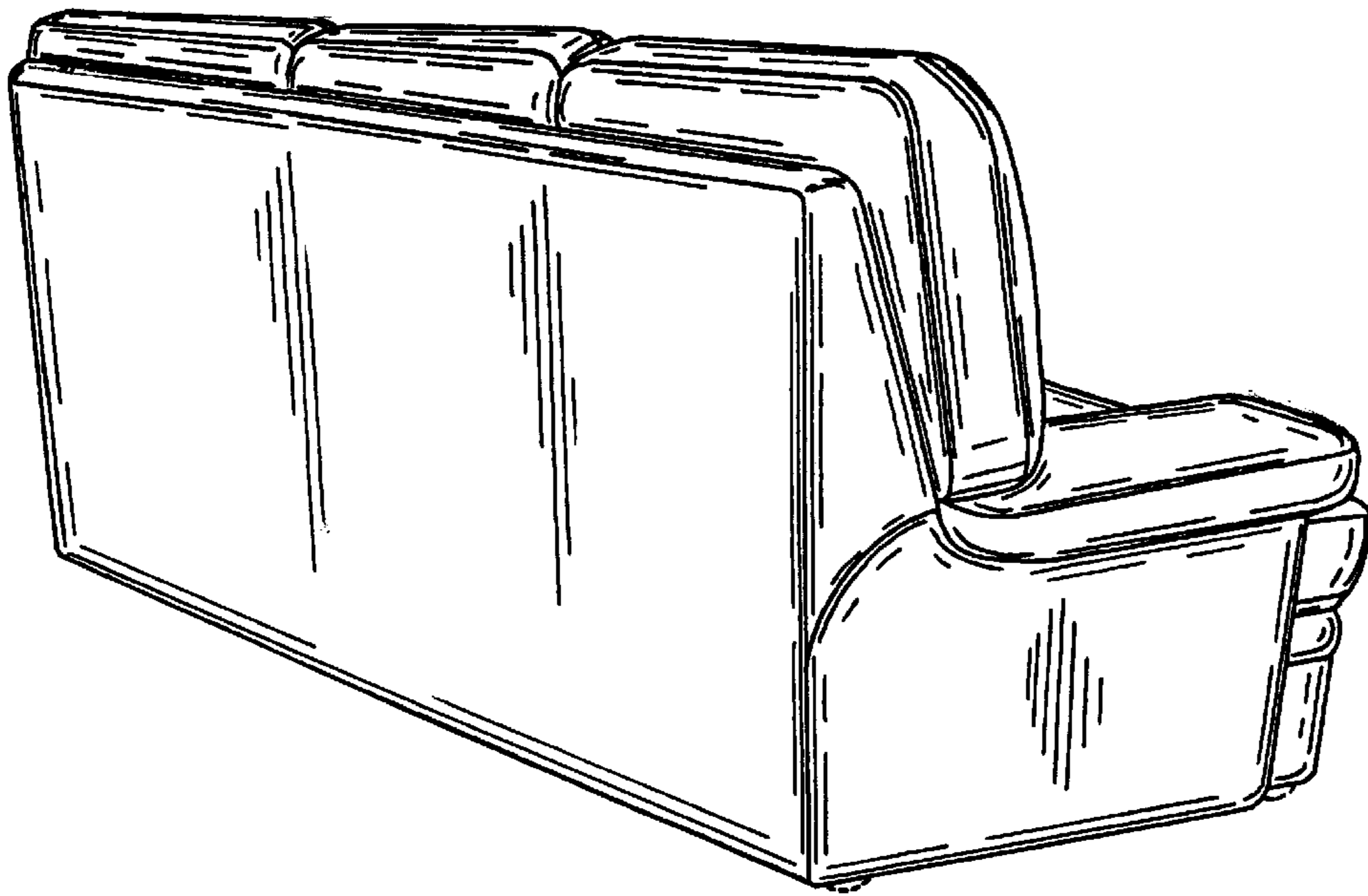


FIG. 5.




FIG. 6.

FIG. 7.

