

US00D425708S

# United States Patent [19]

Drees et al.

[11] Patent Number: Des. 425,708

[45] Date of Patent: \*\* May 30, 2000

[54] BRUSH KEEPER

[75] Inventors: Christopher D. Drees; Paul H. Mylander, both of New Berlin; Donald E. McCumber, Madison, all of Wis.

[73] Assignee: Newell Operating Company, Freeport, Ill.

[\*\*] Term: 14 Years

[21] Appl. No.: 29/101,675

[22] Filed: Mar. 9, 1999

## Related U.S. Application Data

[62] Division of application No. 29/048,639, Jan. 5, 1996, Pat. No. Des. 408,151.

[51] LOC (7) Cl. .... 04-99

[52] U.S. Cl. .... D4/199; D9/423

[58] Field of Search .... D4/199; D9/424, D9/426, 430, 432, 433, 423; 206/15.3, 361, 362.3, 362.4, 470; 220/4.22, 4.23, 4.24; 229/406

[56] References Cited

## U.S. PATENT DOCUMENTS

D. 229,549 12/1973 Mascetti, Jr. .... D9/426

3,800,998 4/1974 Gask ..... 206/362.4 X  
4,423,811 1/1984 Knapp ..... 206/362.3  
4,899,877 2/1990 Kiernan ..... 206/470 X

Primary Examiner—Alan P. Douglas

Assistant Examiner—Lavone Tabor

Attorney, Agent, or Firm—Foley & Lardner

[57] CLAIM

The ornamental design for a brush keeper, as shown and described.

## DESCRIPTION

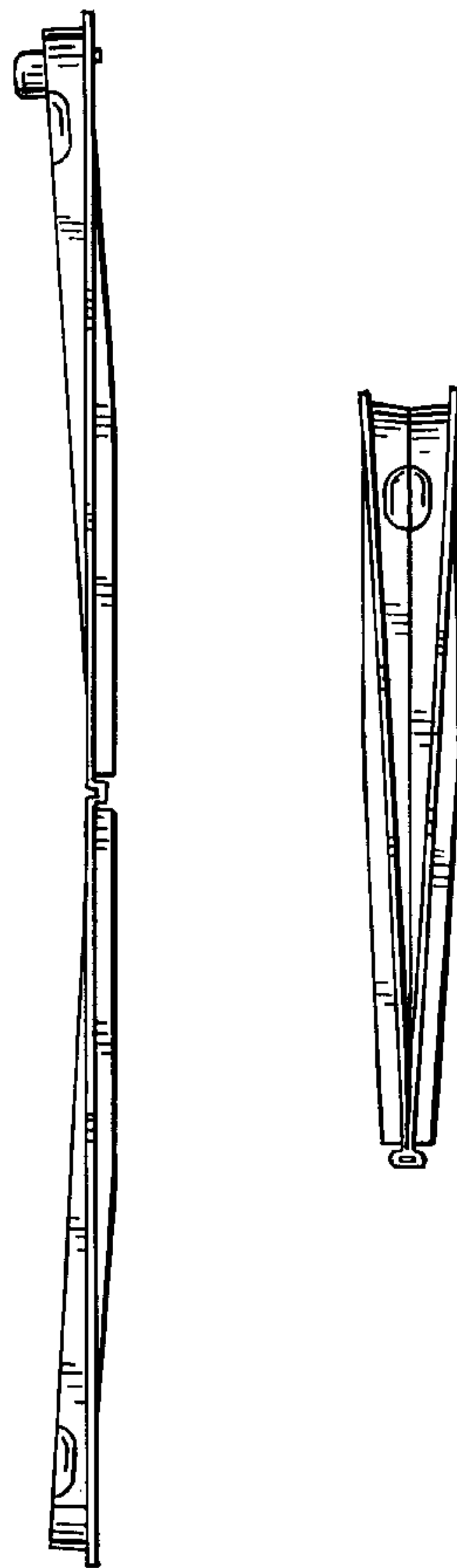
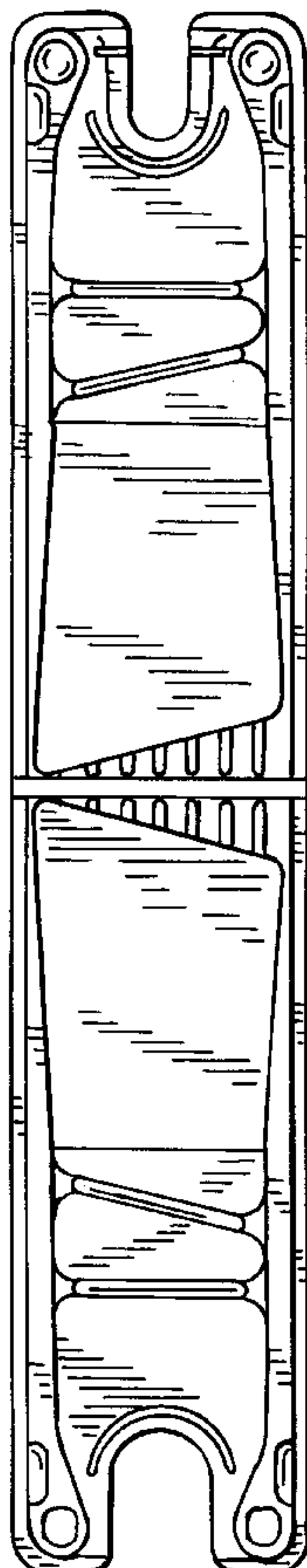
FIG. 1 is a top plan view of a brush keeper in an open position;

FIG. 2 is a left side view in an open position of a brush keeper, the right side view being a mirror image thereof;

FIG. 3 is a left side view of the brush keeper in a closed position, the right side view being a mirror image thereof.

The bottom and front and rear ends of the article, neither shown in the drawing nor described in the specification, form no part of the claim design.

1 Claim, 1 Drawing Sheet



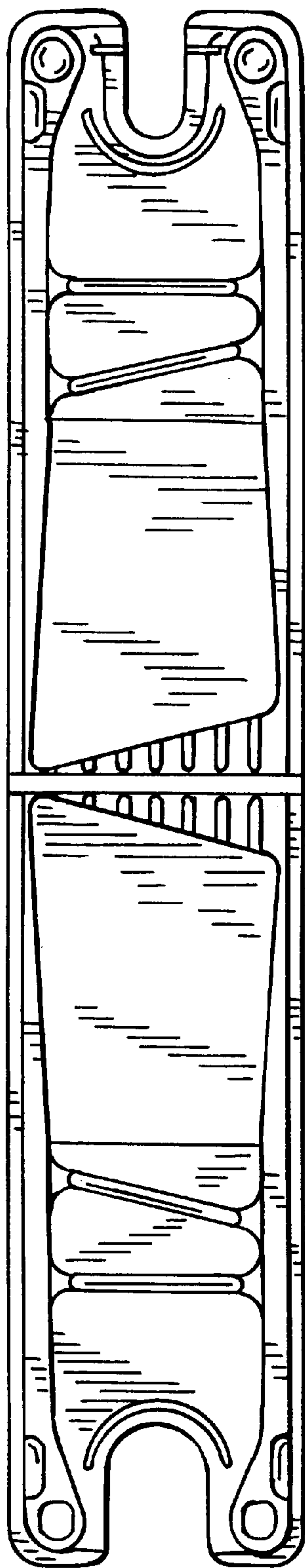


FIG. 1



FIG. 2

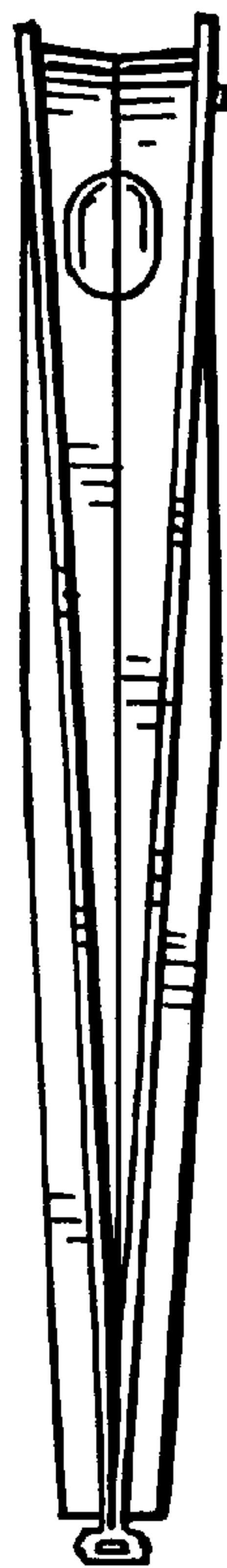


FIG. 3