



US00D425705S

United States Patent [19]

Santy et al.

[11] Patent Number: Des. 425,705

[45] Date of Patent: ** May 30, 2000

[54] PAIR OF WHEEL HOUSING ASSEMBLIES FOR AN UPRIGHT LUGGAGE CASE

[75] Inventors: Dirk Santy; Bart Proot, both of Koekelare; Clemens Van Himbeek, Ronse; Dirk Janssens, Turnhout, all of Belgium

[73] Assignee: Samsonite Corporation, Denver, Colo.

[**] Term: 14 Years

[21] Appl. No.: 29/094,073

[22] Filed: Oct. 24, 1998

[51] LOC (7) Cl. 03-99

[52] U.S. Cl. D3/318; D8/375; D3/321

[58] Field of Search D3/318, 321, 279, D3/272, 273, 315; 190/18 A, 115, 127; D34/12, 19, 25, 27; D8/375; 16/18 CG, 18 R, 31 A, 31 R

[56] References Cited

U.S. PATENT DOCUMENTS

D. 275,832	10/1984	Kotkins, Jr.	D3/318
D. 374,987	10/1996	Hughes	D3/279
D. 385,699	11/1997	Lin	D3/279
4,995,487	2/1991	Plath	190/18 A
5,498,010	3/1996	Stube	190/18 A
5,524,737	6/1996	Wang	190/18 A
5,524,920	6/1996	Tsai	190/18 A

5,575,361	11/1996	Chou	190/18 A
5,575,362	11/1996	Franklin et al.	190/115
5,782,325	7/1998	O'Shea et al.	190/18 A
5,794,744	8/1998	Lin	190/18 A
5,833,039	11/1998	Kotkins, Jr.	190/115

Primary Examiner—Louis S. Zarfes
Assistant Examiner—Robert A. Delehanty
Attorney, Agent, or Firm—Gregory W. O'Connor

[57] CLAIM

The ornamental design for a pair of wheel housing assemblies for an upright luggage case, as shown and described.

DESCRIPTION

FIG. 1 is a perspective view of the pair of wheel housing assemblies embodying our new design.

FIG. 2 is a front view of the case having the wheel housing assembly shown in FIG. 1.

FIG. 3 is a back view thereof, showing the side opposite that shown in FIG. 2.

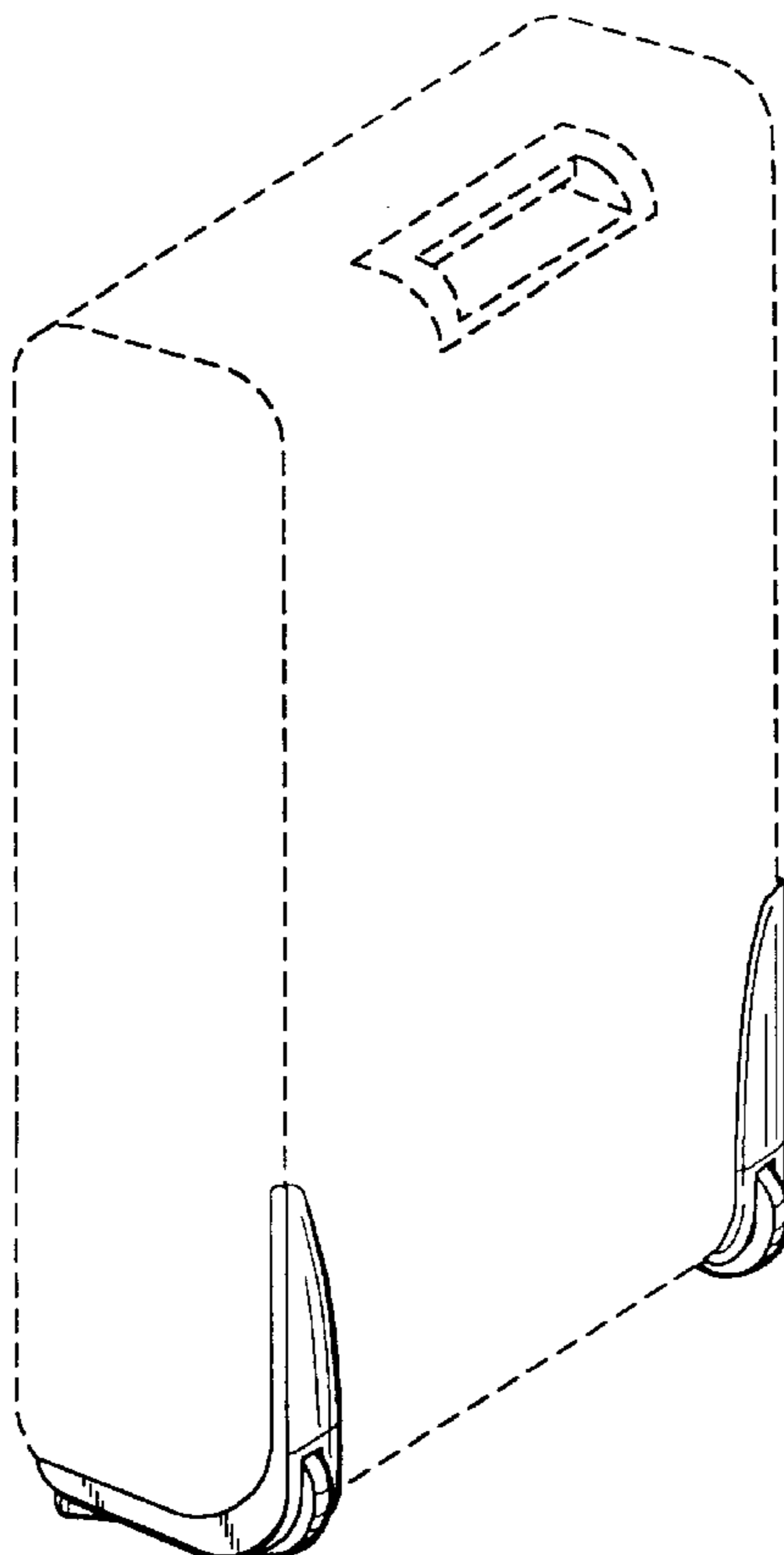
FIG. 4 is a top view thereof.

FIG. 5 is a right side view thereof, the left side being a mirror image of that shown in this FIG. 5; and,

FIG. 6 is a bottom view thereof.

The upright luggage case shown in dashed lines is merely environmental and does not form any part of the design of our wheel housing assembly. The unshown portions of the wheel housing assembly form no part of the claimed design.

1 Claim, 3 Drawing Sheets



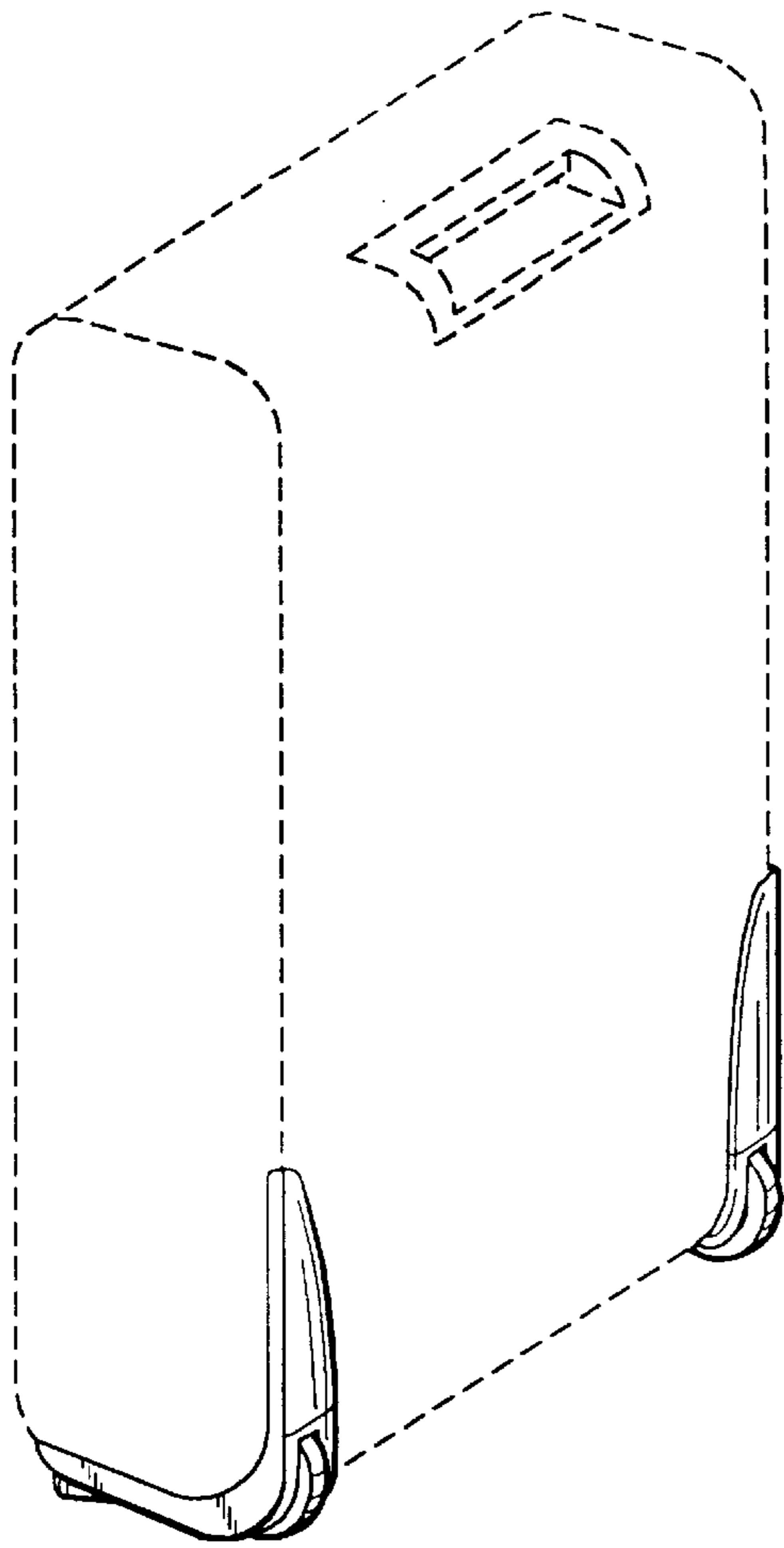


FIG. 1




FIG. 2

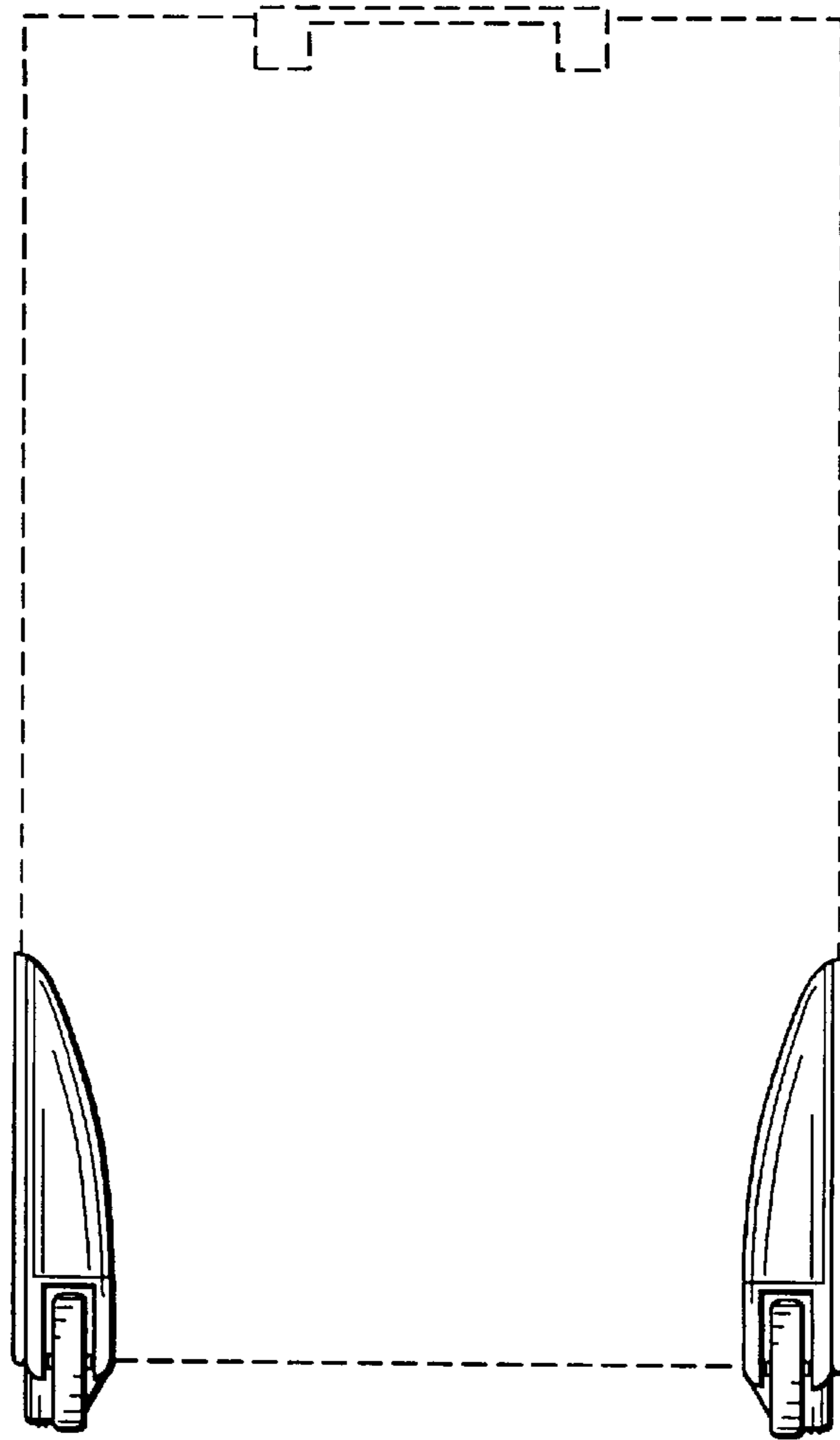


FIG. 3

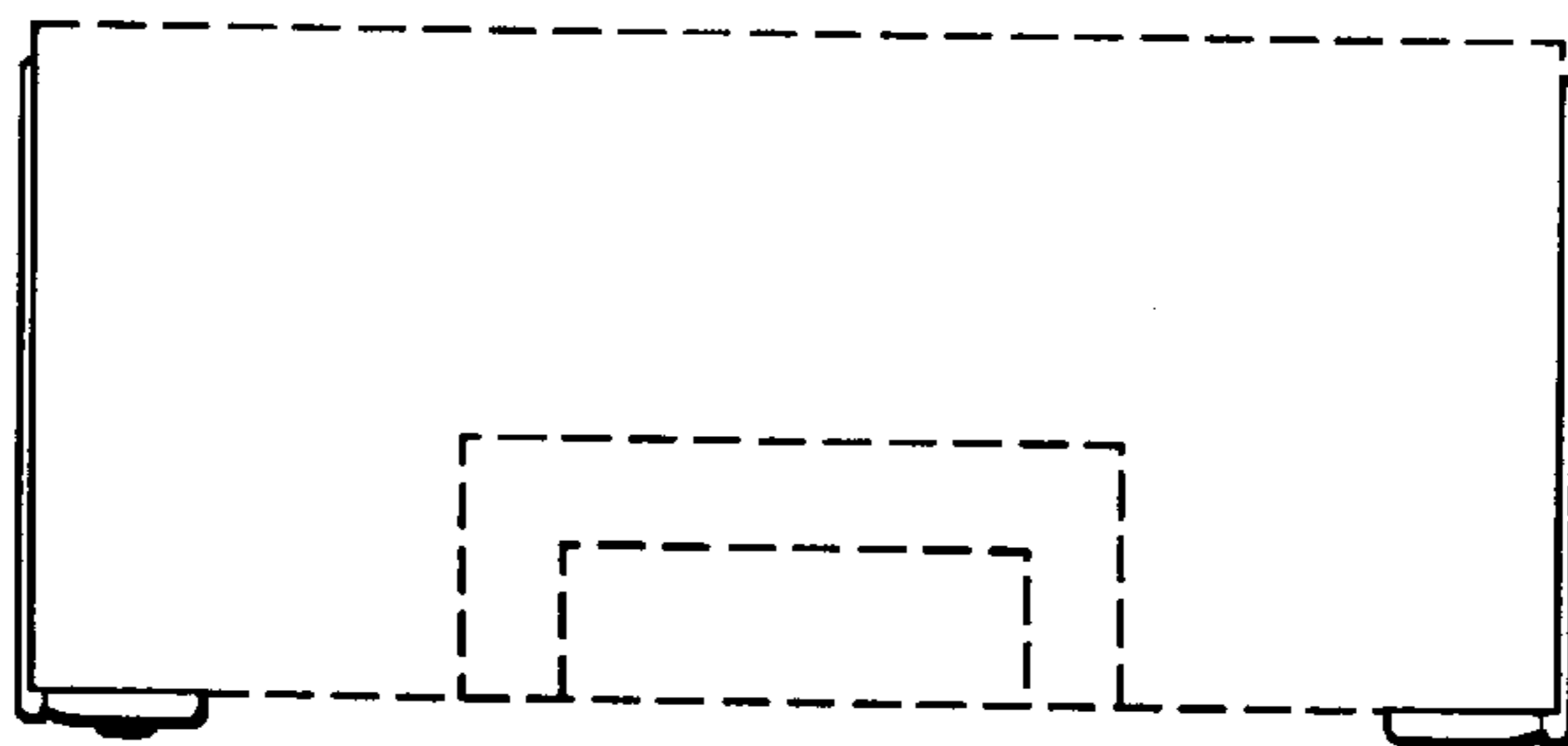


FIG. 4




FIG. 5



FIG. 6