



US00D425700S

United States Patent [19]

Baston et al.

[11] **Patent Number: Des. 425,700**

[45] **Date of Patent: ** May 30, 2000**

[54] **EYEGLASSES HOLDER**

2,997,270 8/1961 Farndon 248/902

[76] Inventors: **Jeffrey C. Baston; Sharon S. Baston,**
both of 725 Saint Johns Ave., Billings,
Mont. 59101

Primary Examiner—Louis S. Zarfes
Assistant Examiner—Catherine R. Oliver

[**] Term: **14 Years**

[57] **CLAIM**

The ornamental design for a eyeglasses holder, as shown.

[21] Appl. No.: **29/107,522**

DESCRIPTION

[22] Filed: **Jul. 7, 1999**

FIG. 1 is a front elevation view.
FIG. 2 is a side elevation view; and,
FIG. 3 is a front elevation view shown without broken lines.
The surface(s) or portion(s) of the article not shown in the drawing or described in the specification form(s) no part of the claimed design.

[51] **LOC (7) Cl.** **03-01**

[52] **U.S. Cl.** **D3/266**

[58] **Field of Search** D3/263, 264, 265,
D3/266; 206/5, 5.1, 6; 211/65; 248/902

The broken lines showing of environment in the drawings is for illustrative purposes only and forms no part of the claimed design.


[56] **References Cited**

U.S. PATENT DOCUMENTS

D. 334,206	3/1993	Ballard	D3/266
D. 350,436	9/1994	Seach	D3/266
D. 381,806	8/1997	Land	D3/266
D. 408,629	4/1999	Cortez	D3/266
2,309,753	2/1943	Cowles et al.	206/5

Two dome shaped apertures appear on the front plate of the holder. The screw/bolt heads which appear on the rear plate of the holder are shown through the apertures.

1 Claim, 2 Drawing Sheets



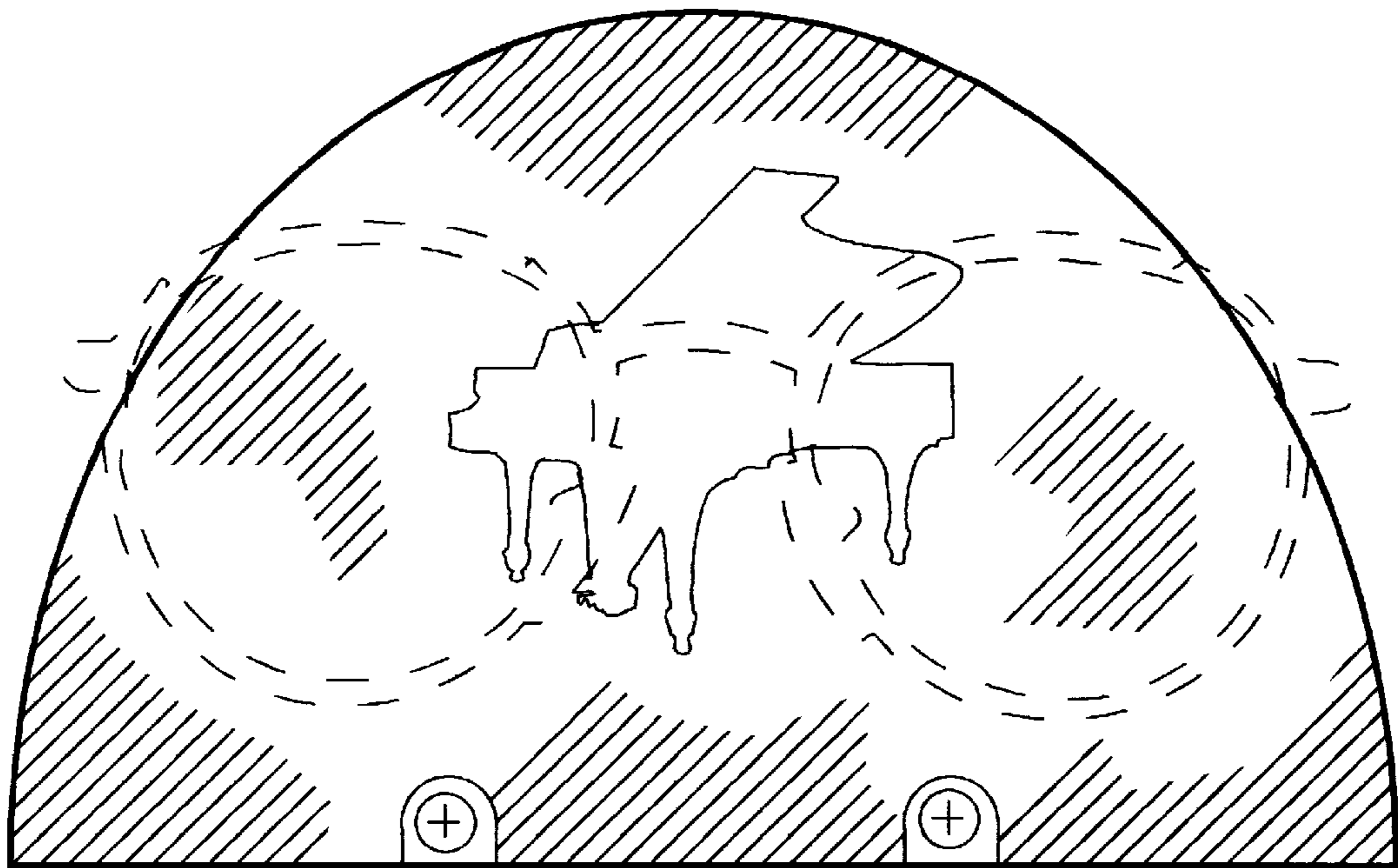


Fig. 1

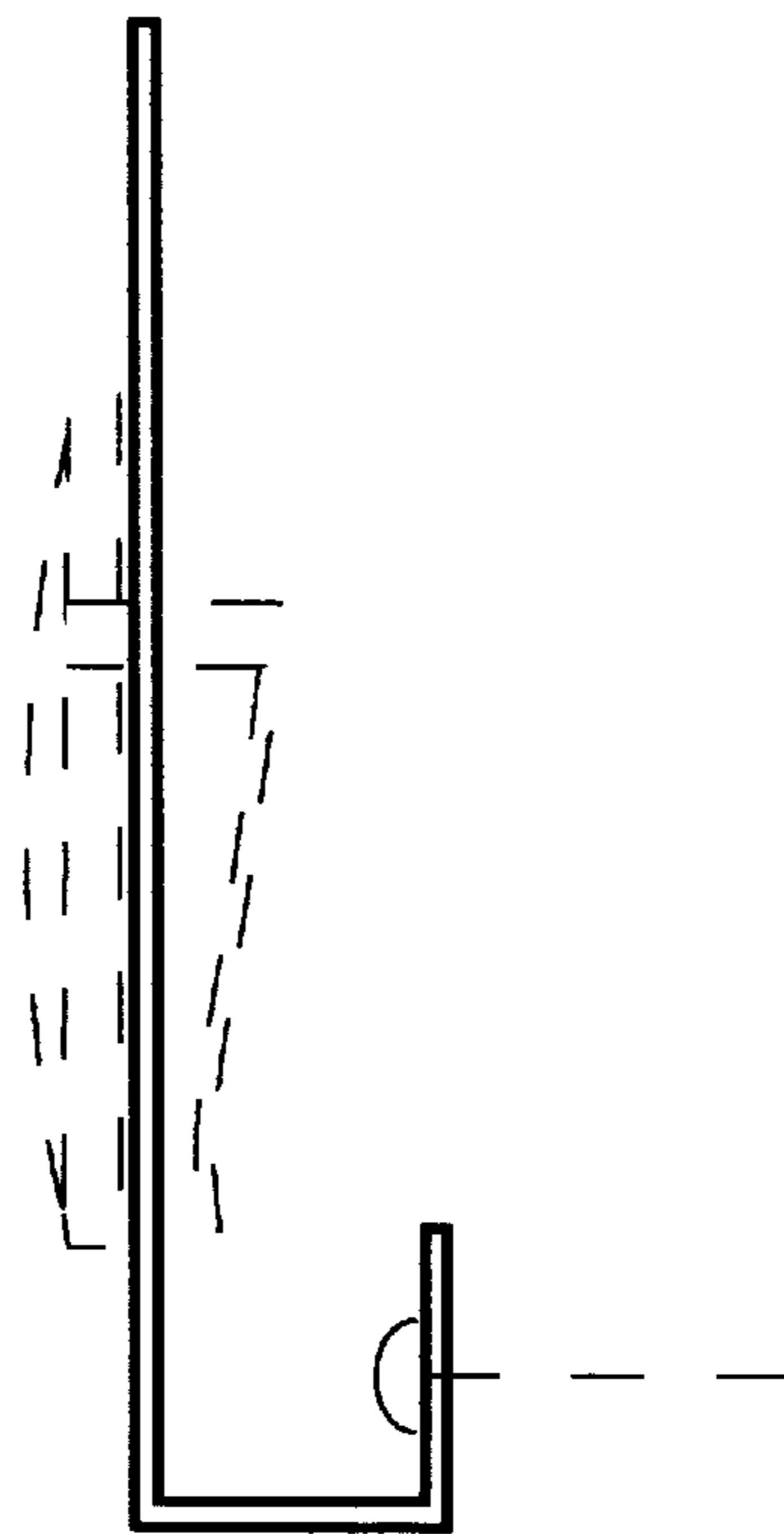


Fig. 2

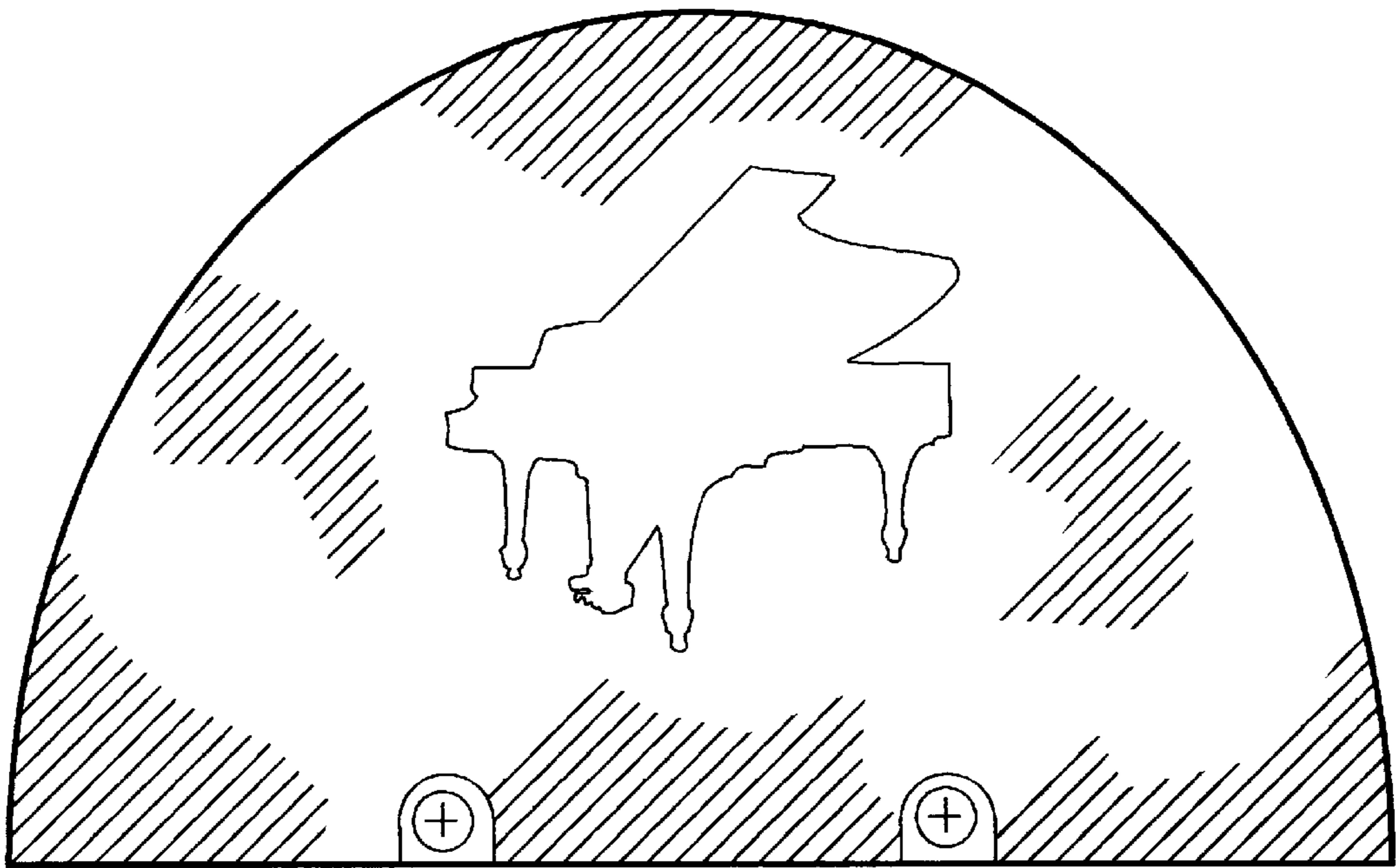


Fig. 3