



US00D425697S

# United States Patent [19] Chapman

[11] Patent Number: **Des. 425,697**

[45] Date of Patent: **\*\* May 30, 2000**

[54] **BACKPACK**

[76] Inventor: **Michael Chapman**, 7432 Prince Dr.,  
Huntington Beach, Calif. 92649

[\*\*] Term: **14 Years**

[21] Appl. No.: **29/109,206**

[22] Filed: **Aug. 10, 1999**

[51] **LOC (7) Cl.** ..... **03-01**

[52] **U.S. Cl.** ..... **D3/216; D3/217**

[58] **Field of Search** ..... D3/214, 213, 216,  
D3/217, 270; D2/719, 741; 224/153, 657,  
658; 294/142

[56] **References Cited**

**U.S. PATENT DOCUMENTS**

D. 252,308	7/1979	Ochwat	.....	D2/719
D. 271,071	10/1983	Koether	.....	D2/719
D. 319,271	8/1991	Senitt	.....	D21/658
D. 320,501	10/1991	Marks	.....	D3/217
D. 331,482	12/1992	Mitchell	.....	D2/719

D. 355,758	2/1995	Poire	.....	D3/217
D. 365,671	1/1996	Eberman	.....	D2/741
4,085,873	4/1978	Schweitzer	.....	294/142
4,174,059	11/1979	Maunder	.....	224/645
4,423,834	1/1984	Rush	.....	224/153
4,662,550	5/1987	O'Donnell	.....	224/657
5,255,834	10/1993	Bendersky	.....	224/657

*Primary Examiner*—Celia Murphy  
*Attorney, Agent, or Firm*—Leonard Tachner


[57] **CLAIM**

The ornamental design for a backpack, as shown and described.

**DESCRIPTION**

FIG. 1 is a front view of a preferred embodiment of the present invention;  
FIG. 2 is a bottom view of the invention;  
FIG. 3 is a back view thereof;  
FIG. 4 is a top view thereof;  
FIG. 5 is a right-side view thereof; and,  
FIG. 6 is a left-side view thereof.

**1 Claim, 3 Drawing Sheets**



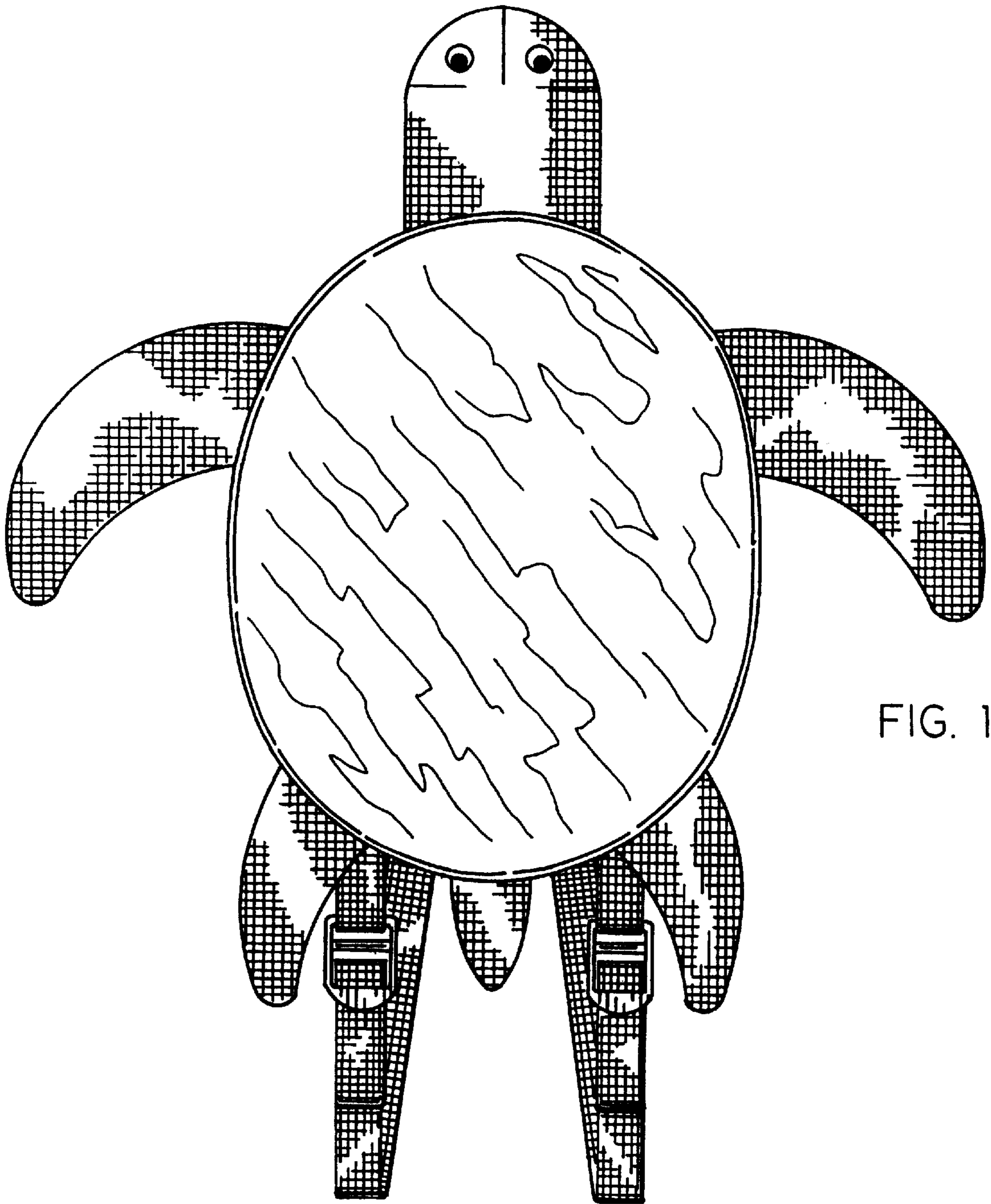


FIG. 1

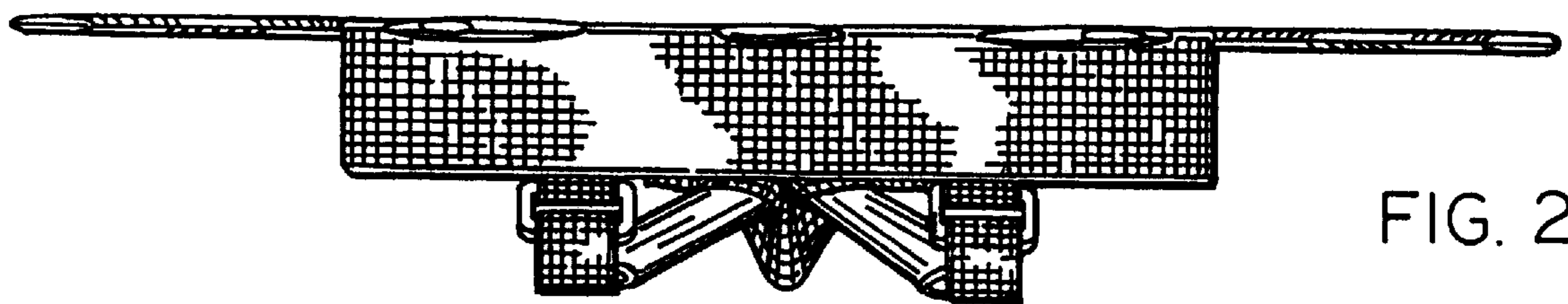


FIG. 2

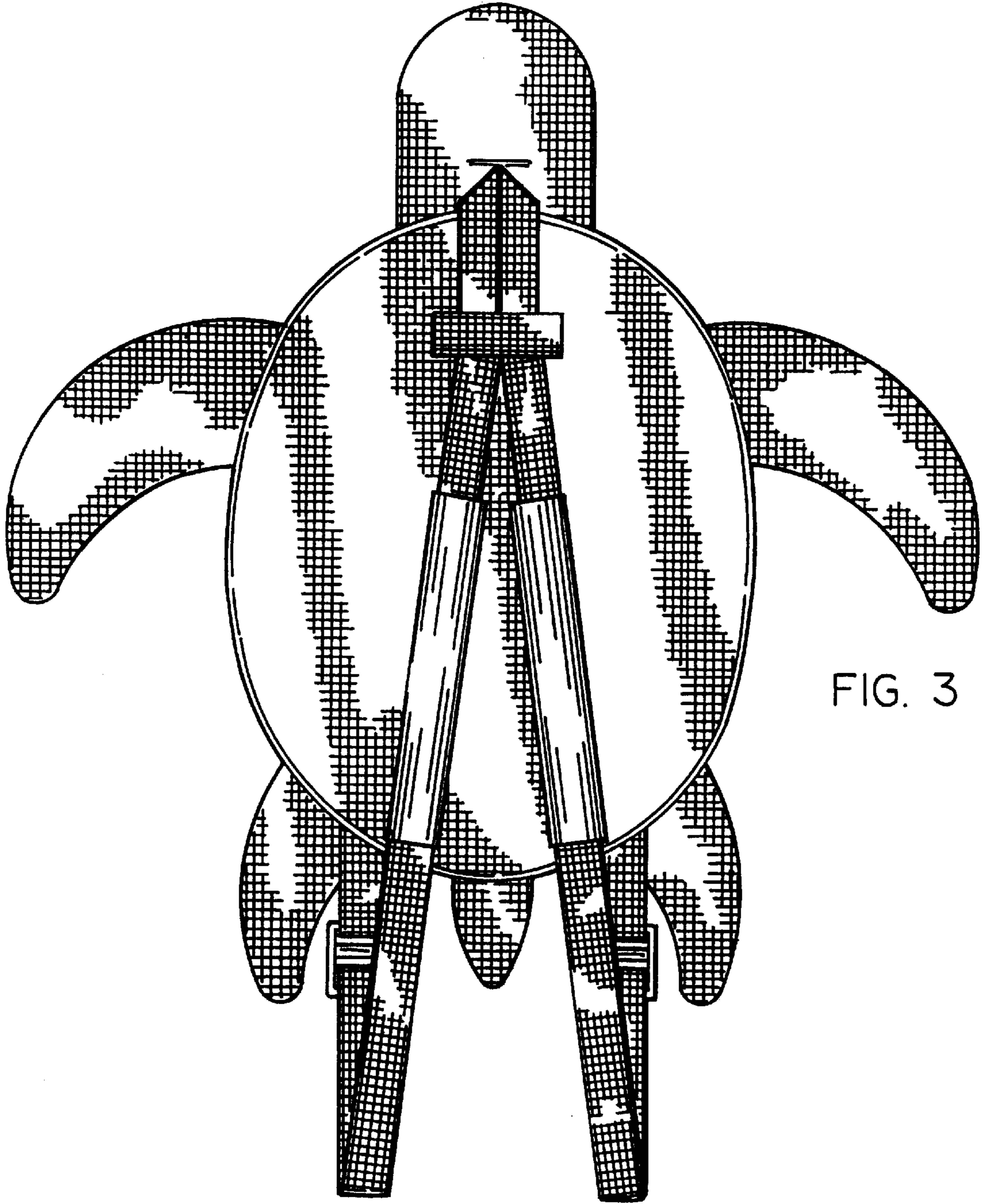


FIG. 3




FIG. 4



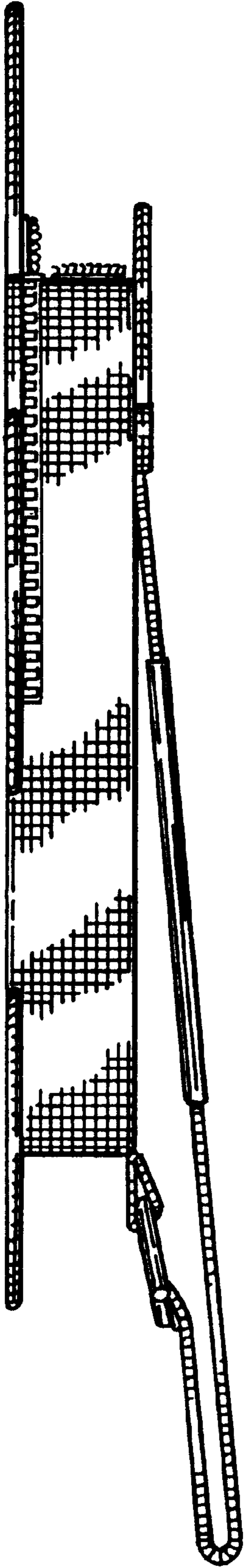


FIG. 5

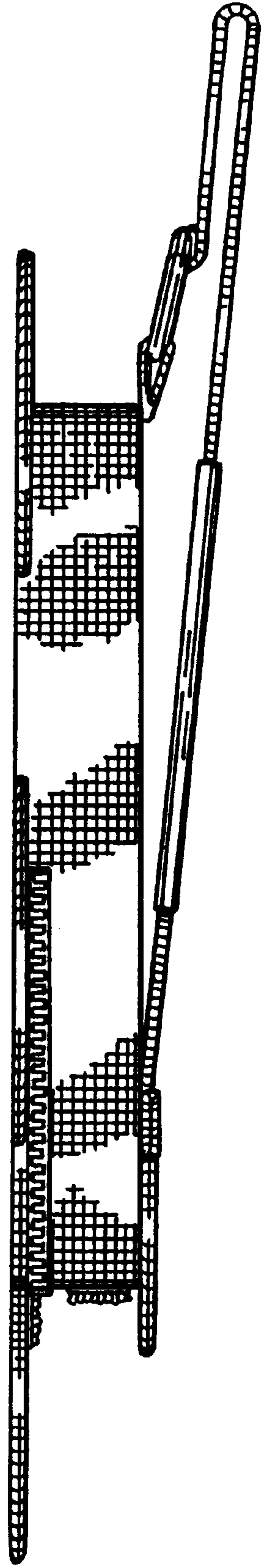


FIG. 6