



US00D425694S

United States Patent [19] Fogg

[11] **Patent Number: Des. 425,694**

[45] **Date of Patent: ** May 30, 2000**

[54] **PORTION OF A SHOE UPPER**

[75] Inventor: **Peter M. Fogg**, Lake Oswego, Oreg.

[73] Assignee: **Nike, Inc.**, Beaverton, Oreg.

[**] Term: **14 Years**

[21] Appl. No.: **29/110,057**

[22] Filed: **Aug. 31, 1999**

[51] **LOC (7) Cl.** **02-99**

[52] **U.S. Cl.** **D2/972**

[58] **Field of Search** D2/896, 902, 907,
D2/943, 944, 969, 970, 972, 973; 36/45,
50.1, 51, 77 M, 77 R, 83, 88, 89, 113,
114, 126-130

[56] **References Cited**

U.S. PATENT DOCUMENTS

- D. 250,617 12/1978 Noches .
- D. 309,824 8/1990 Aveni et al. .
- D. 310,442 9/1990 Hatfield .
- D. 312,527 12/1990 Hatfield .
- D. 312,919 12/1990 Aveni .
- D. 313,498 1/1991 Aveni .
- D. 324,939 3/1992 Hatfield .
- D. 325,465 4/1992 Hatfield .
- D. 325,813 5/1992 Kittle .
- D. 329,531 9/1992 Smith .
- D. 330,967 11/1992 Aveni et al. .
- D. 333,550 3/1993 Marziali et al. .
- D. 345,458 3/1994 Lacoraza et al. .
- D. 361,884 9/1995 Lozano .
- D. 377,414 1/1997 Hatfield .
- D. 383,294 9/1997 Lozano D2/972
- D. 383,296 9/1997 Rask D2/972
- D. 384,800 10/1997 Rask .
- D. 384,805 10/1997 Smith, III D2/972
- D. 385,411 10/1997 Cooper et al. D2/972
- D. 391,062 2/1998 Hatfield .
- D. 391,068 2/1998 Aveni et al. .

- D. 392,794 3/1998 Greene .
- D. 394,147 5/1998 Schenone .
- D. 413,196 8/1999 Hatfield .
- 3,742,622 7/1973 Dassler .

OTHER PUBLICATIONS

- Nike Footwear Catalog, Spring 2000, pp. 50, 51, 52, 61, and 64. Published Jul. 1999.
- Nike Footwear Catalog, Late Spring 1999, p. W45. Published Sep. 1998.
- Nike Footwear Catalog, Fall 1999, p. M9. Published Dec. 1998.
- Nike Footwear Catalog, Late Spring 1998 p. 135. Published Sep. 1997.
- Nike Footwear Catalog, Fall 1998, p. 8. Published Dec. 1997.
- Nike Footwear Catalog, Holiday 1998, p. W15. Published Mar. 1998.
- Nike Footwear Catalog, Fall 1997, p. 154. Published Dec. 1996.

Primary Examiner—Dominic Simone
Attorney, Agent, or Firm—Banner & Witcoff, Ltd.

[57] **CLAIM**

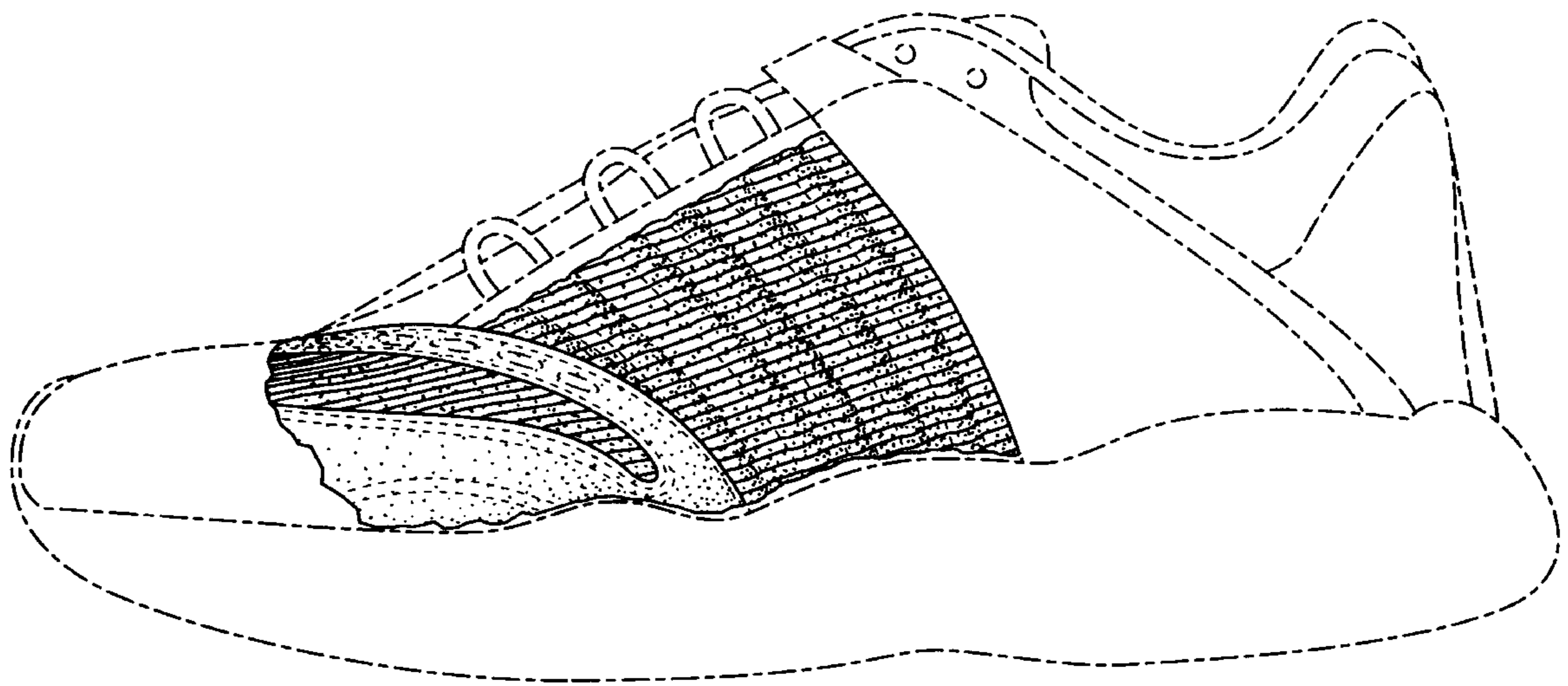
The ornamental design for a portion of a shoe upper, as shown and described.

DESCRIPTION

FIG. 1 is a perspective view of a portion of a shoe upper showing my new design;
FIG. 2 is a side elevational view thereof;
FIG. 3 is a top plan view thereof;
FIG. 4 is a front elevational view thereof; and,
FIG. 5 is a rear elevational view thereof.

The uneven broken line showing of the remainder of the shoe is for illustration purposes only and forms no part of the claimed design.

1 Claim, 4 Drawing Sheets



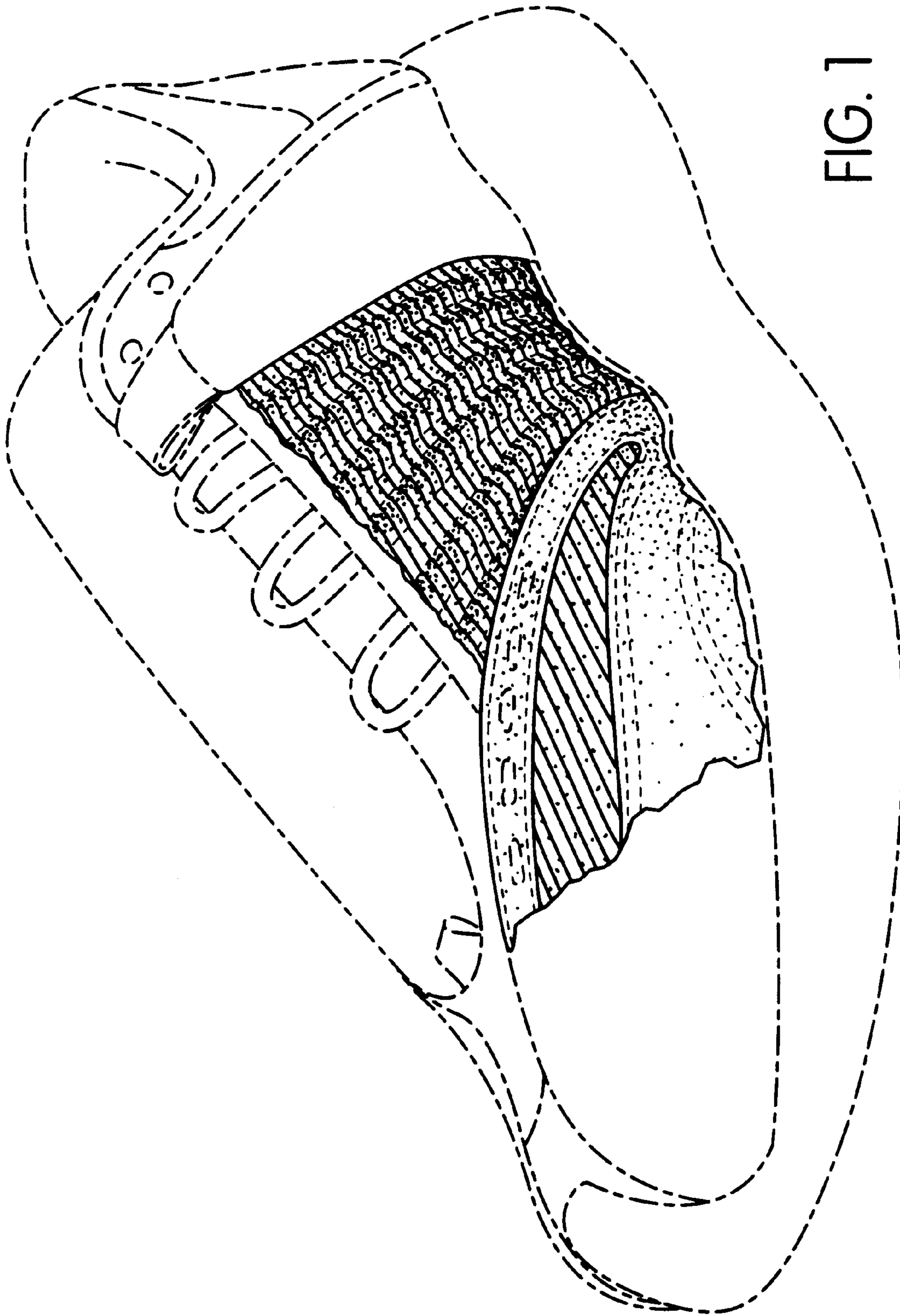


FIG. 1

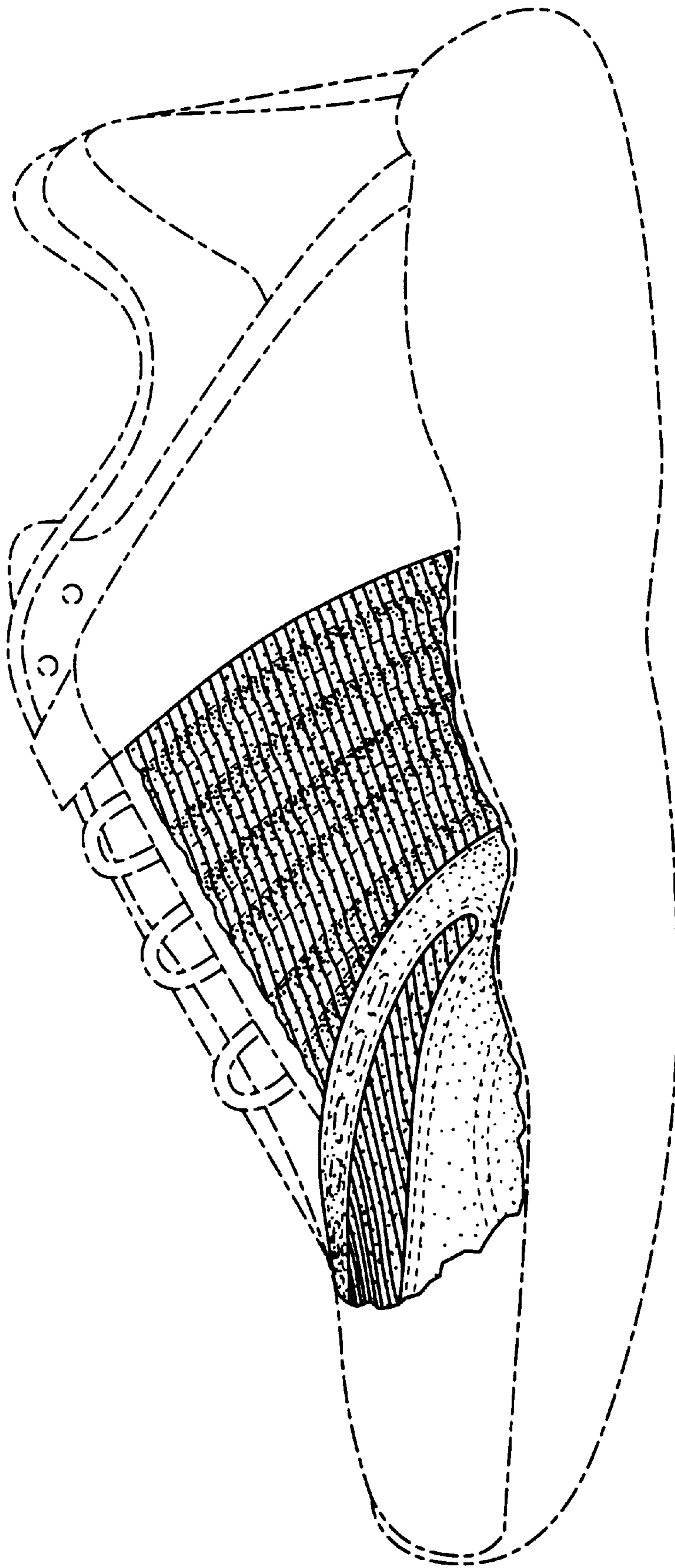


FIG. 2

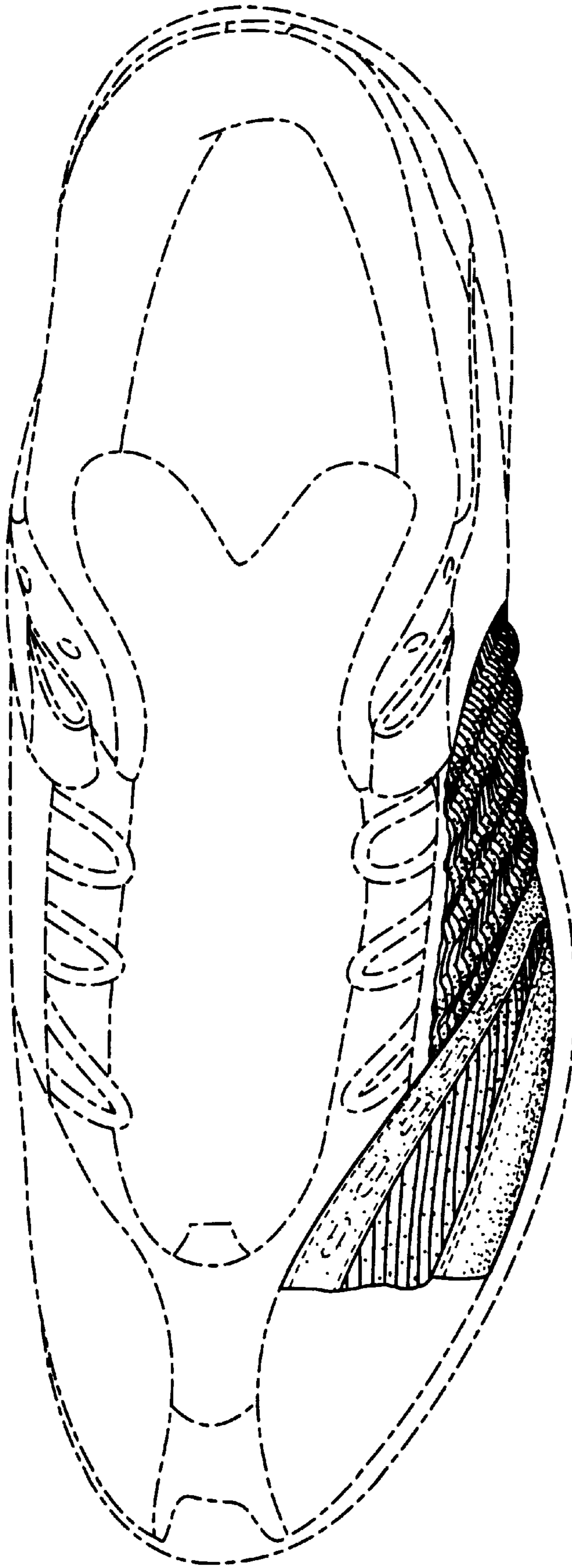


FIG. 3

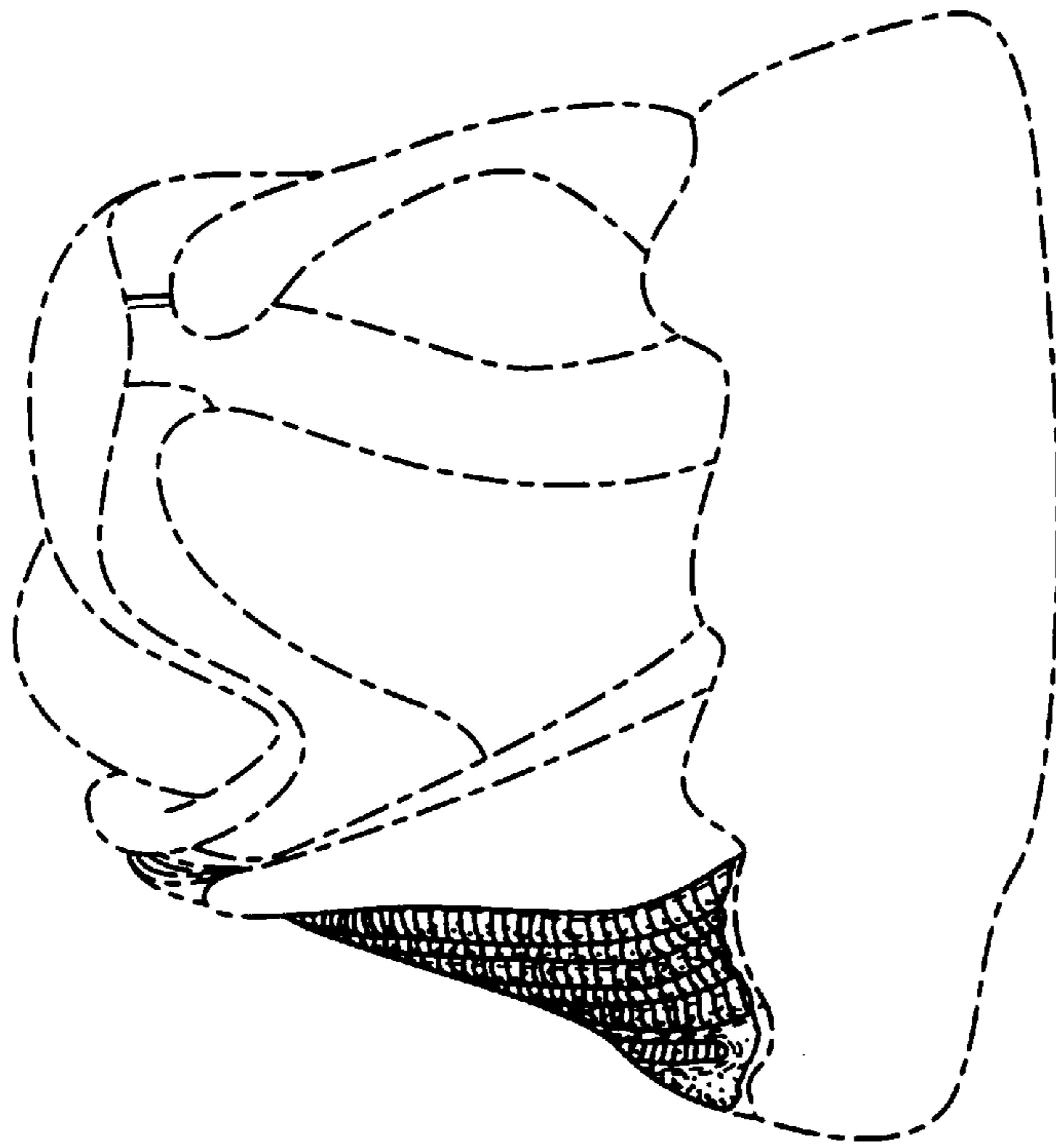


FIG. 5

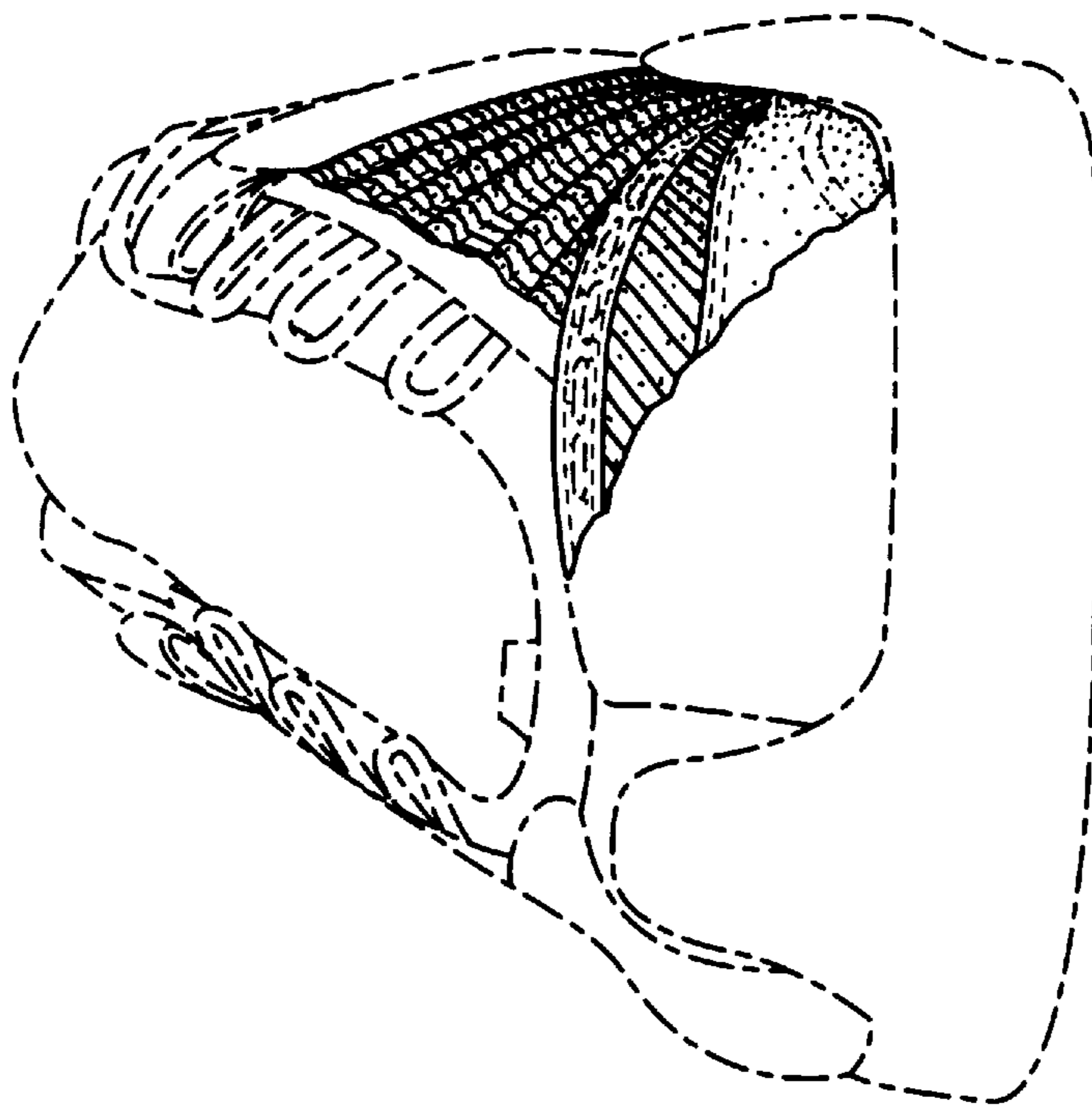


FIG. 4