



US00D425685S

United States Patent [19]
Kitslaar

[11] **Patent Number: Des. 425,685**

[45] **Date of Patent: ** May 30, 2000**

[54] **EDIBLE PRODUCT**

[75] Inventor: **Thomas A. Kitslaar**, Suamico, Wis.

[73] Assignee: **Ace Baking Company Limited Partnership**, Green Bay, Wis.

[**] Term: **14 Years**

[21] Appl. No.: **29/095,043**

[22] Filed: **Oct. 15, 1998**

[51] **LOC (7) Cl.** **01-01**

[52] **U.S. Cl.** **D1/122**

[58] **Field of Search** D1/122, 116, 123,
D1/199; 426/143, 139, 132, 101, 95, 512

D. 376,893	12/1996	Gornet	D1/122
D. 386,885	12/1997	Bell	.	
D. 392,786	3/1998	Kieser	.	
1,637,556	8/1927	Denaro	.	
1,835,719	12/1931	Parr	.	
1,850,356	3/1932	Parr	.	
2,492,832	12/1949	Barasch	.	
2,664,812	1/1954	Molina	426/143
2,892,719	6/1959	Lynn	.	
3,049,426	8/1962	Dorsey et al.	426/139
4,889,729	12/1989	Aujourd'hui	426/94

Primary Examiner—Pamela Burgess
Attorney, Agent, or Firm—Godfrey & Kahn, S.C.

[57] **CLAIM**

The ornamental design of an edible product, as shown and described.

[56] **References Cited**

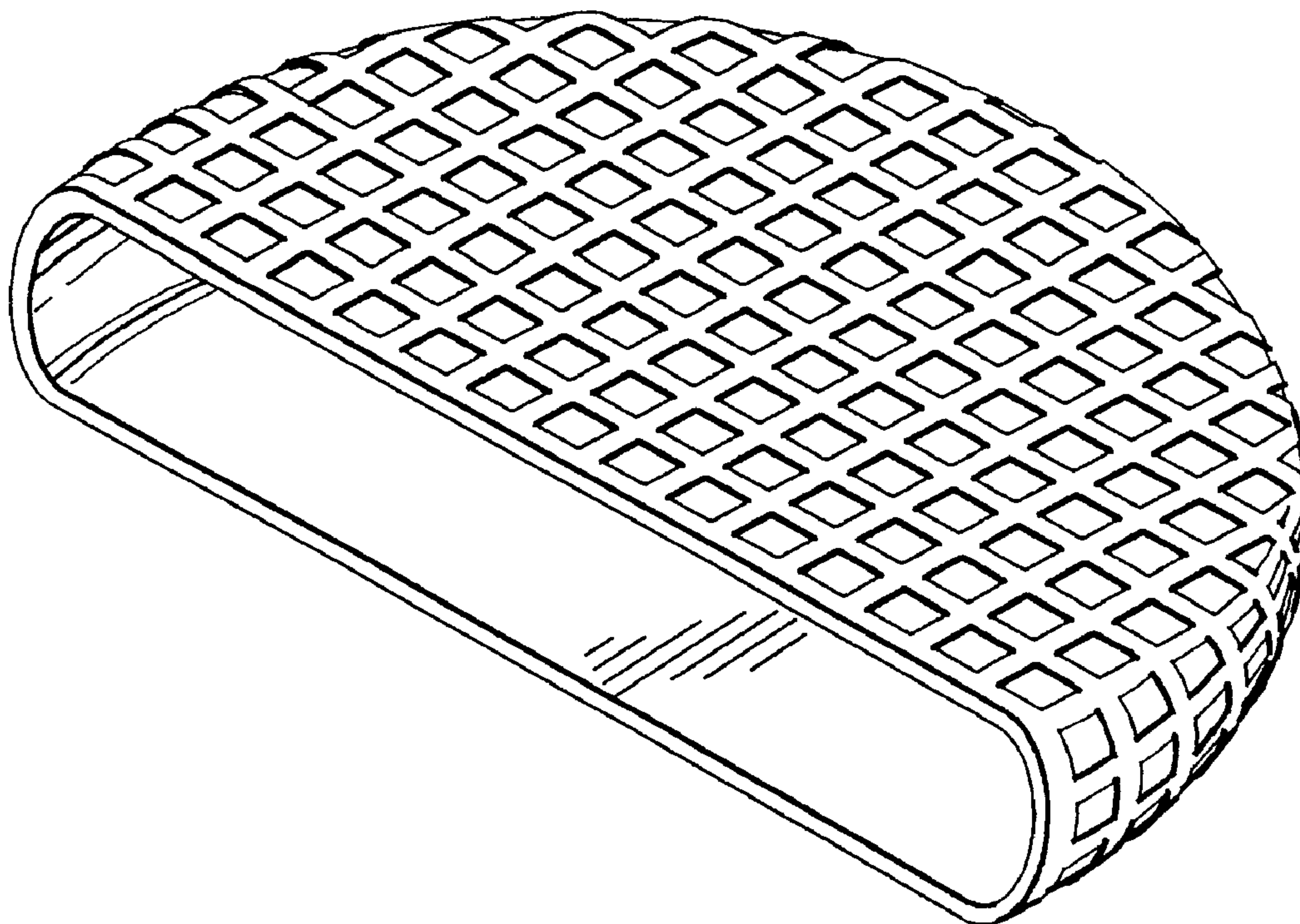
U.S. PATENT DOCUMENTS

D. 67,018	4/1925	Denaro	.	
D. 76,492	10/1928	Notkin	.	
D. 78,691	6/1929	Hauge	.	
D. 93,019	8/1934	Hose	D1/122
D. 95,899	6/1935	Dicker	.	
D. 156,985	1/1950	Moffett, Jr.	D1/122
D. 187,906	5/1960	Marcantonio	.	
D. 191,348	9/1961	Ambrette	.	
D. 241,083	8/1976	Sloan	.	
D. 277,234	1/1985	Bank	.	
D. 285,620	9/1986	Drazen	.	
D. 286,700	11/1986	Drazen	D1/102
D. 292,940	12/1987	DiPietro	.	
D. 313,302	1/1991	Reed	.	
D. 356,430	3/1995	Benjamin	.	
D. 358,018	5/1995	Lindemann	.	
D. 359,834	7/1995	Benjamin	.	

DESCRIPTION

FIG. 1 is a top perspective view of the edible product showing the new design;
FIG. 2 is a front elevational view thereof;
FIG. 3 is a top plan view thereof, the bottom being a mirror image of same;
FIG. 4 is a side elevational view thereof;
FIG. 5 is a rear elevational view thereof;
FIG. 6 is a top perspective view of a second embodiment thereof, it being understood that the side, rear and bottom views are the same as in the first embodiment;
FIG. 7 is a front elevational view thereof;
FIG. 8 is a top perspective view of a third embodiment thereof, it being understood that the side, rear and bottom views are basically the same as in the first embodiment; and,
FIG. 9 is a front elevational view thereof.

1 Claim, 3 Drawing Sheets



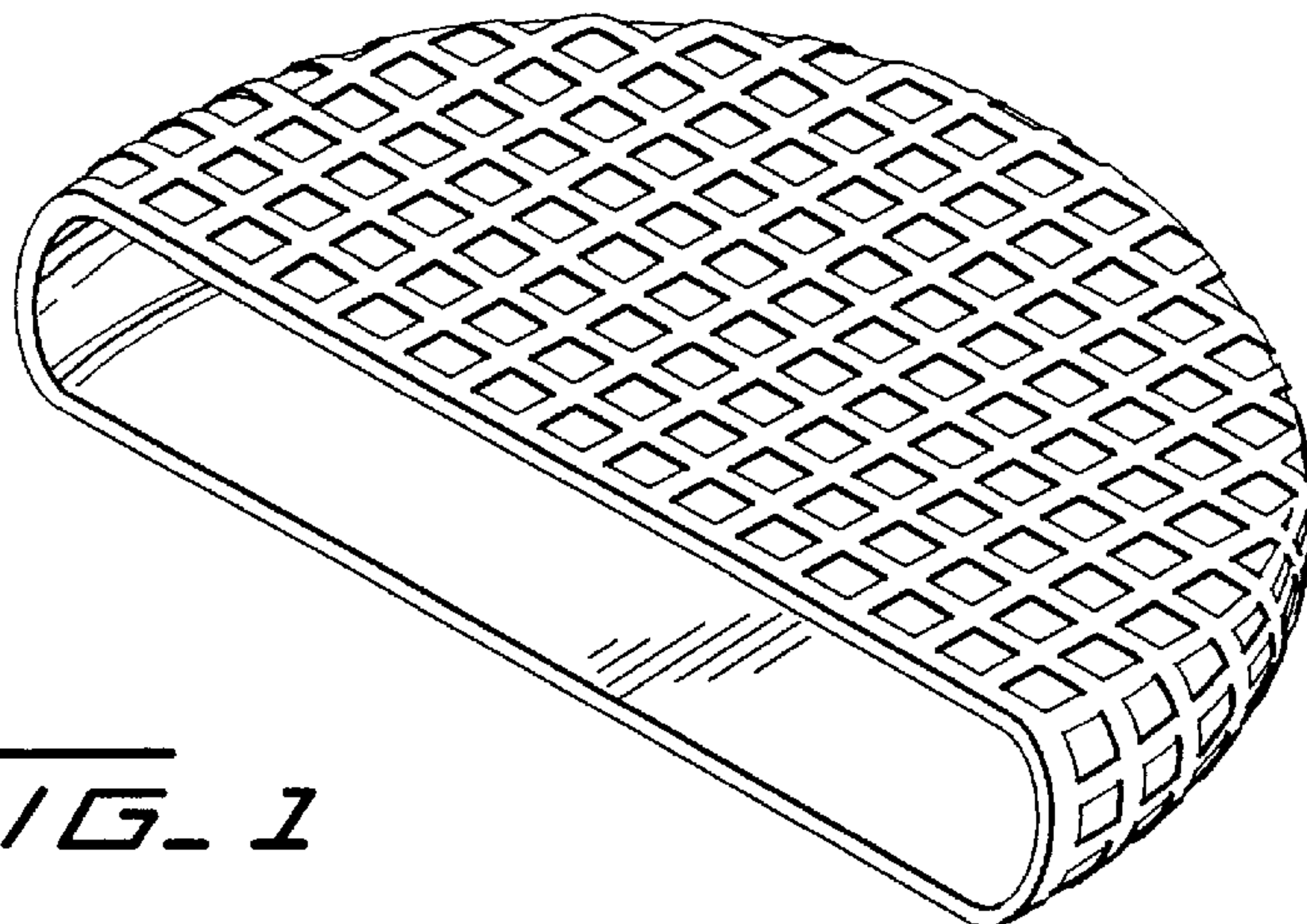


FIG. 1




FIG. 2

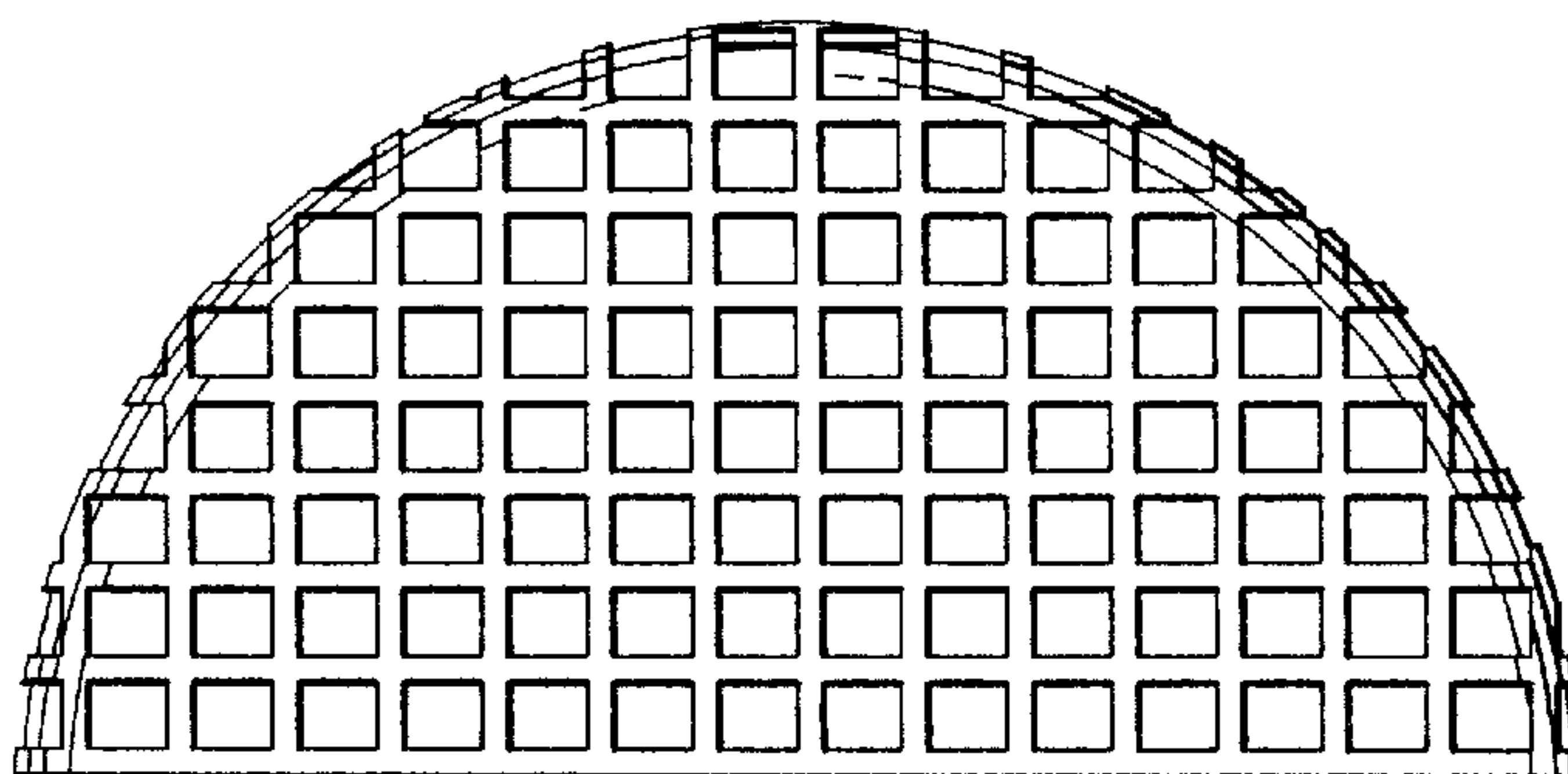


FIG. 3

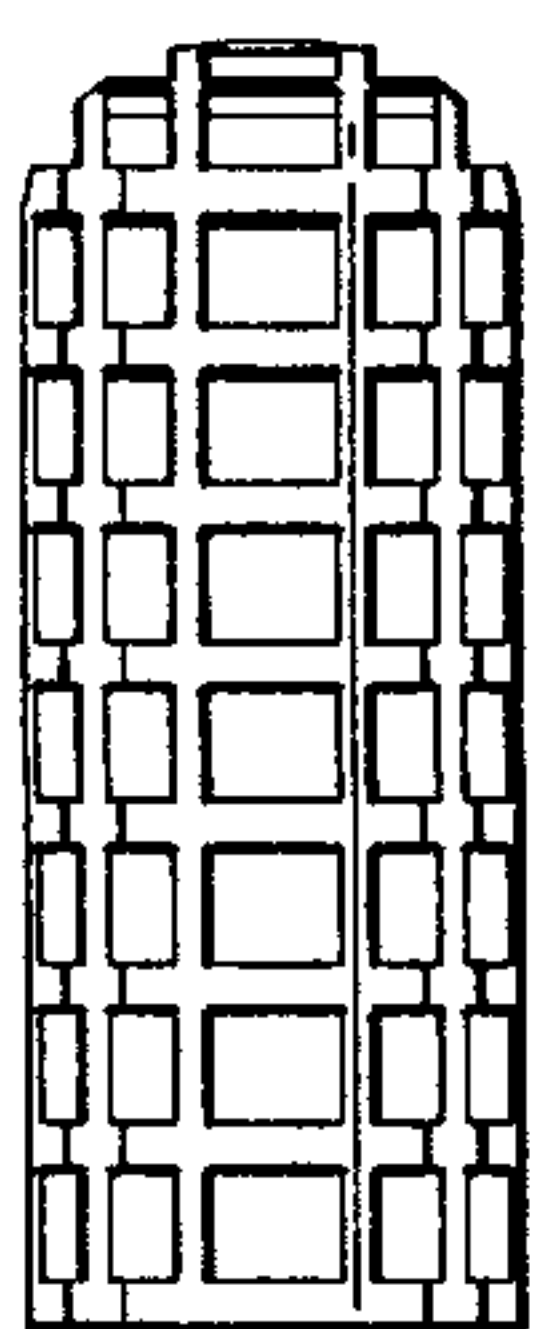


FIG. 4

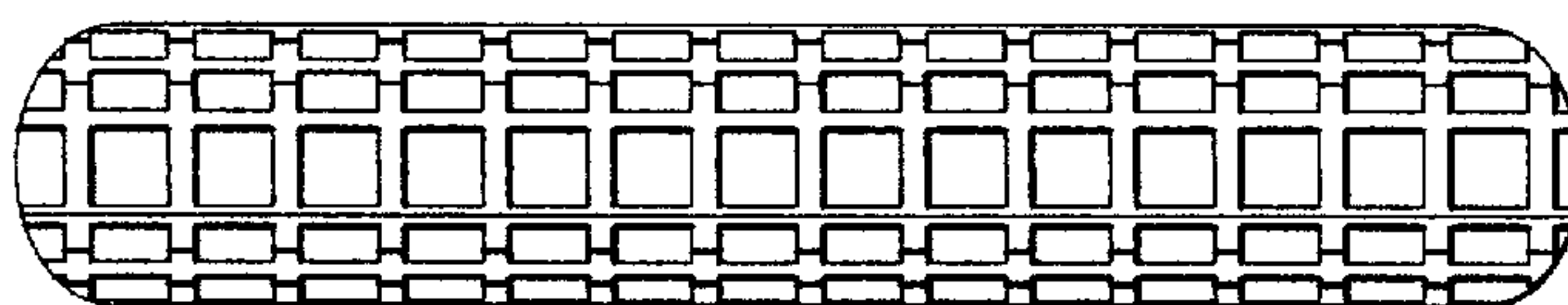


FIG. 5

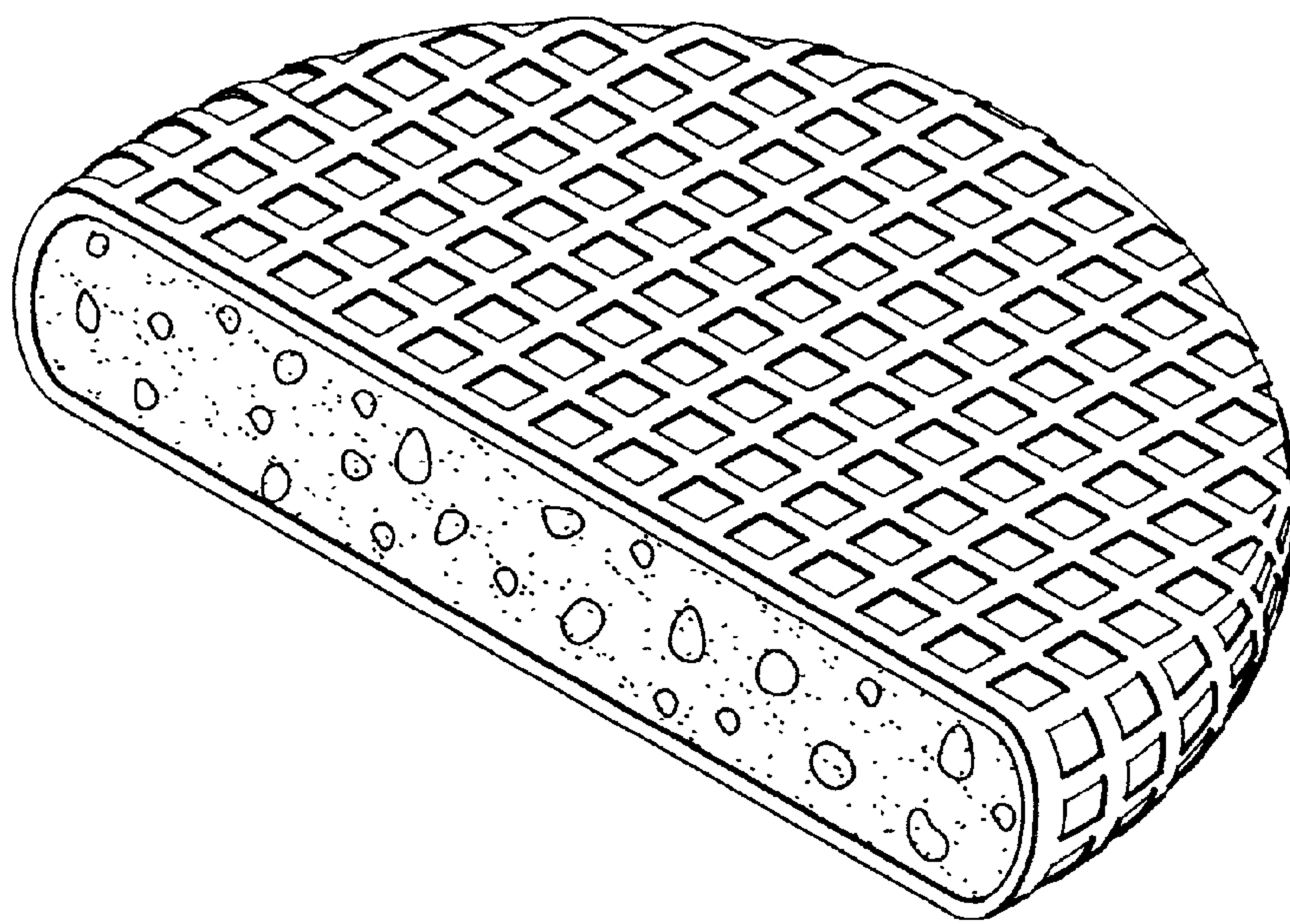


FIG. 6

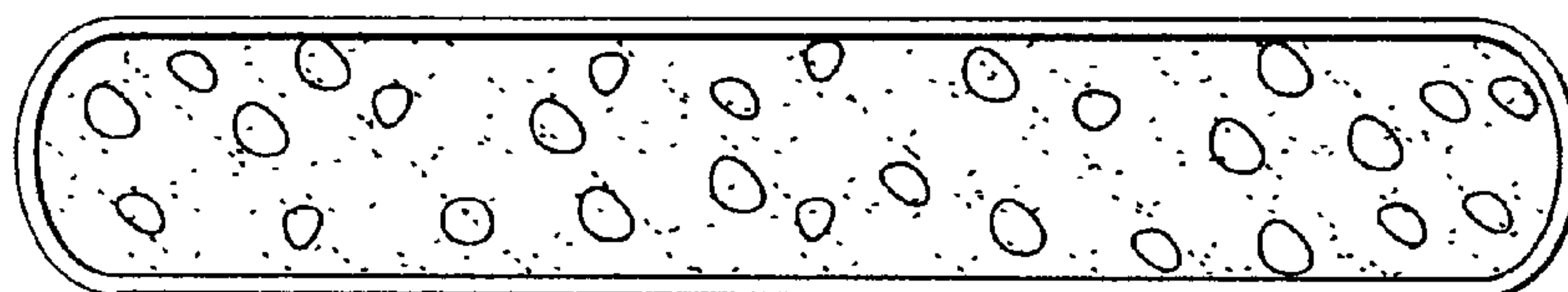


FIG. 7

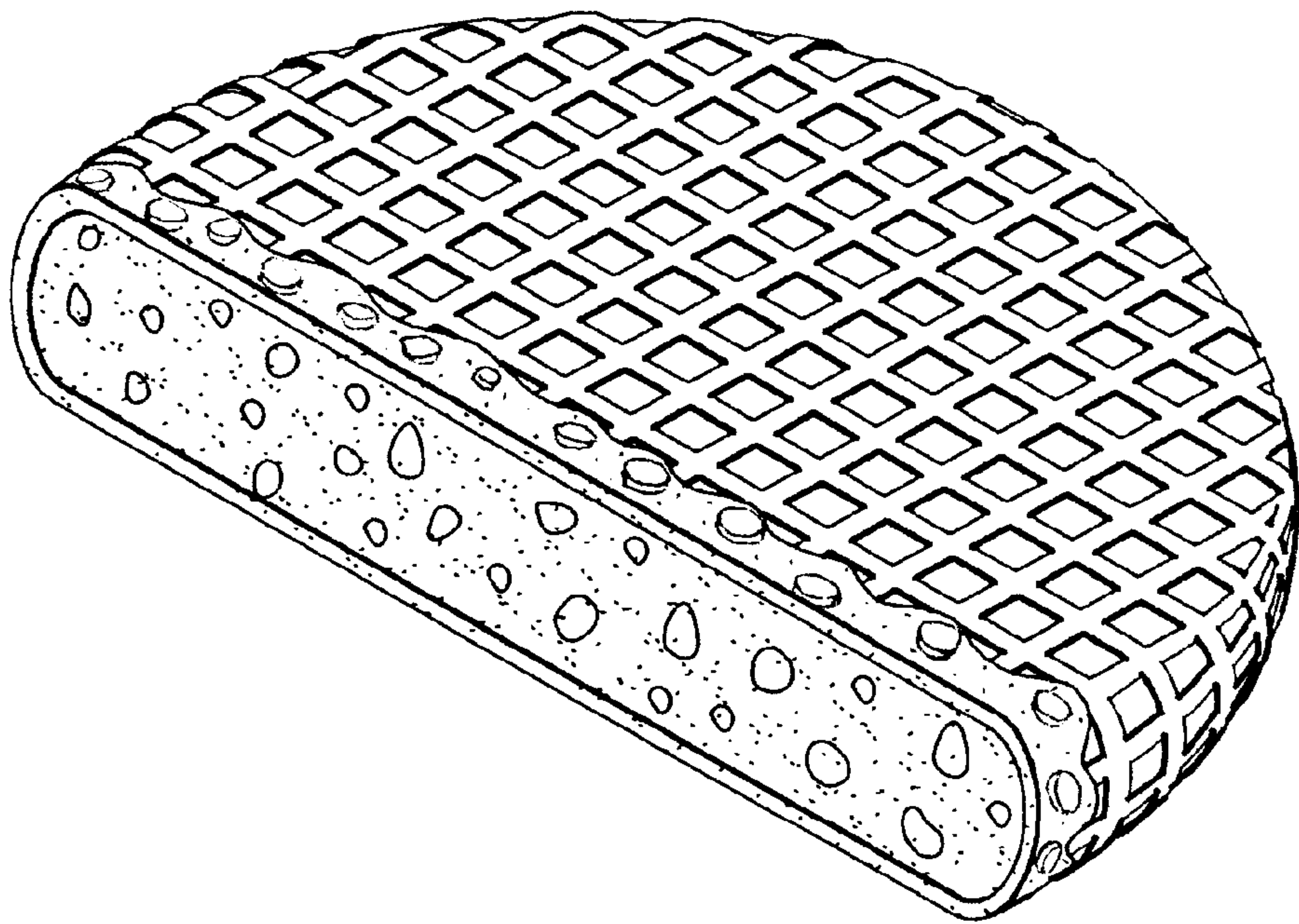


FIG. 8

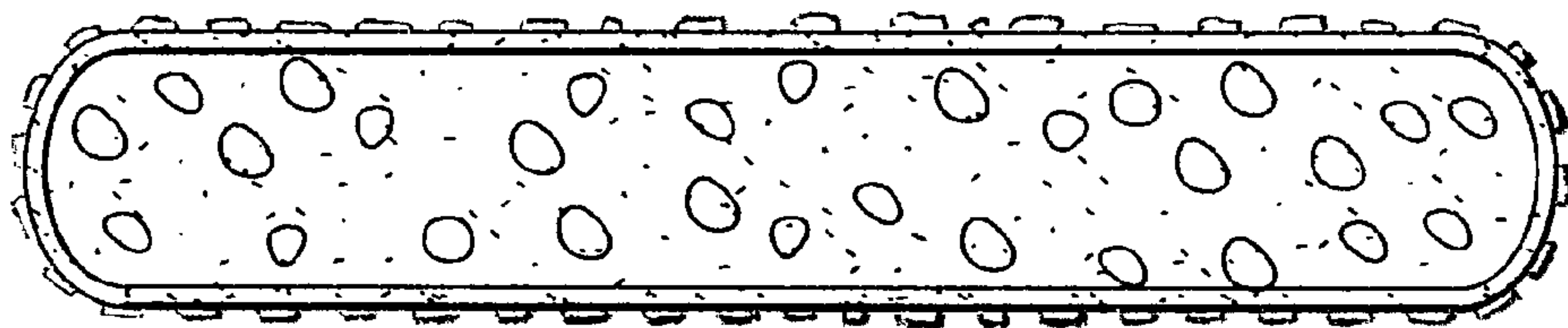


FIG. 9