



US00D425674S

United States Patent [19] Dykens

[11] Patent Number: **Des. 425,674**

[45] Date of Patent: **** May 23, 2000**

[54] **COMBINED CAT HOUSE AND LITTER BOX**

[76] Inventor: **Daniel Dykens**, 184 Mill Street South
#504, Brampton, Ontario, Canada, L6Y
1T8

[**] Term: **14 Years**

[21] Appl. No.: **29/111,701**

[22] Filed: **Oct. 1, 1999**

[51] **LOC (7) Cl.** **30-02**

[52] **U.S. Cl.** **D30/112; D30/161; D30/118**

[58] **Field of Search** D30/108-109,
D30/112, 114, 116-118, 161; 119/416,
436, 452-453, 482, 456, 161-170, 28.5

[56] **References Cited**

U.S. PATENT DOCUMENTS

85,557	1/1869	Bent	119/482
D. 104,059	4/1937	Bensel	D30/161
D. 134,429	11/1942	Steelman	D30/108
D. 167,745	9/1952	Griffith	D30/109
D. 308,124	5/1990	Janzer	D99/30
D. 311,795	10/1990	Mannschreck	D30/161
D. 319,115	8/1991	White	D30/112

D. 344,770	3/1994	Swiderski	D21/511
D. 368,393	4/1996	Darneille	D6/451
D. 377,549	1/1997	Long et al.	D30/161
D. 396,734	8/1998	Koneke	D30/108
5,337,700	8/1994	Toft	119/168

Primary Examiner—Cathy Anne MacCormac

[57] **CLAIM**

The ornamental design for a combined cat house and litter box, as shown and described.

DESCRIPTION

FIG. 1 is a front elevational view of the combined cat house and litter box of the present invention;
 FIG. 2 is a rear elevational view of the combined cat house and litter box of FIG. 1;
 FIG. 3 is a left side elevational view of the combined cat house and litter box of FIG. 1;
 FIG. 4 is a right side elevational view of the combined cat house and litter box of FIG. 1;
 FIG. 5 is a top plan view of the combined cat house and litter box of FIG. 1; and,
 FIG. 6 is a bottom plan view of the combined cat house and litter box of FIG. 1.

1 Claim, 3 Drawing Sheets




Fig. 1


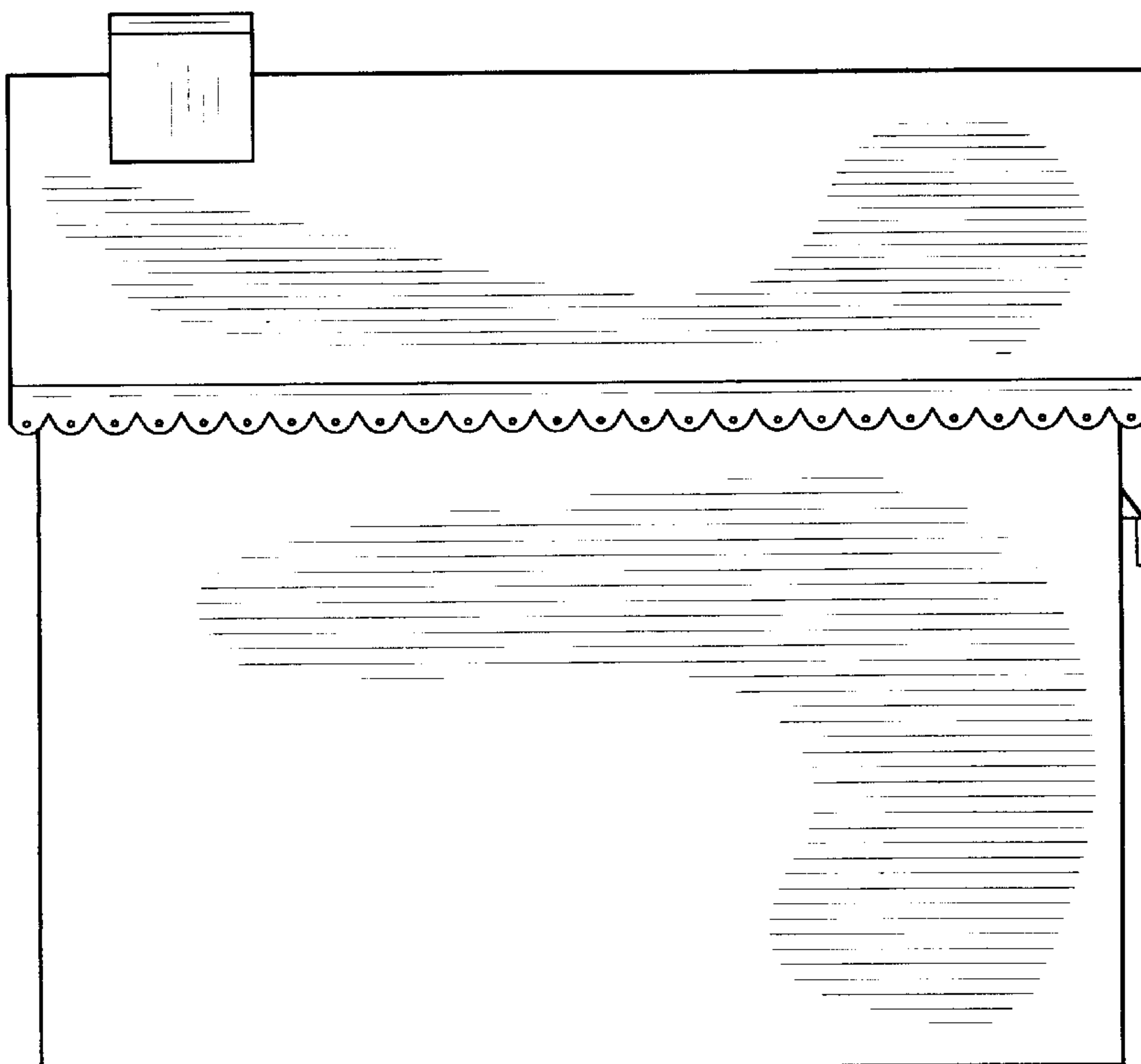


Fig. 2






Fig. 3




Fig. 4

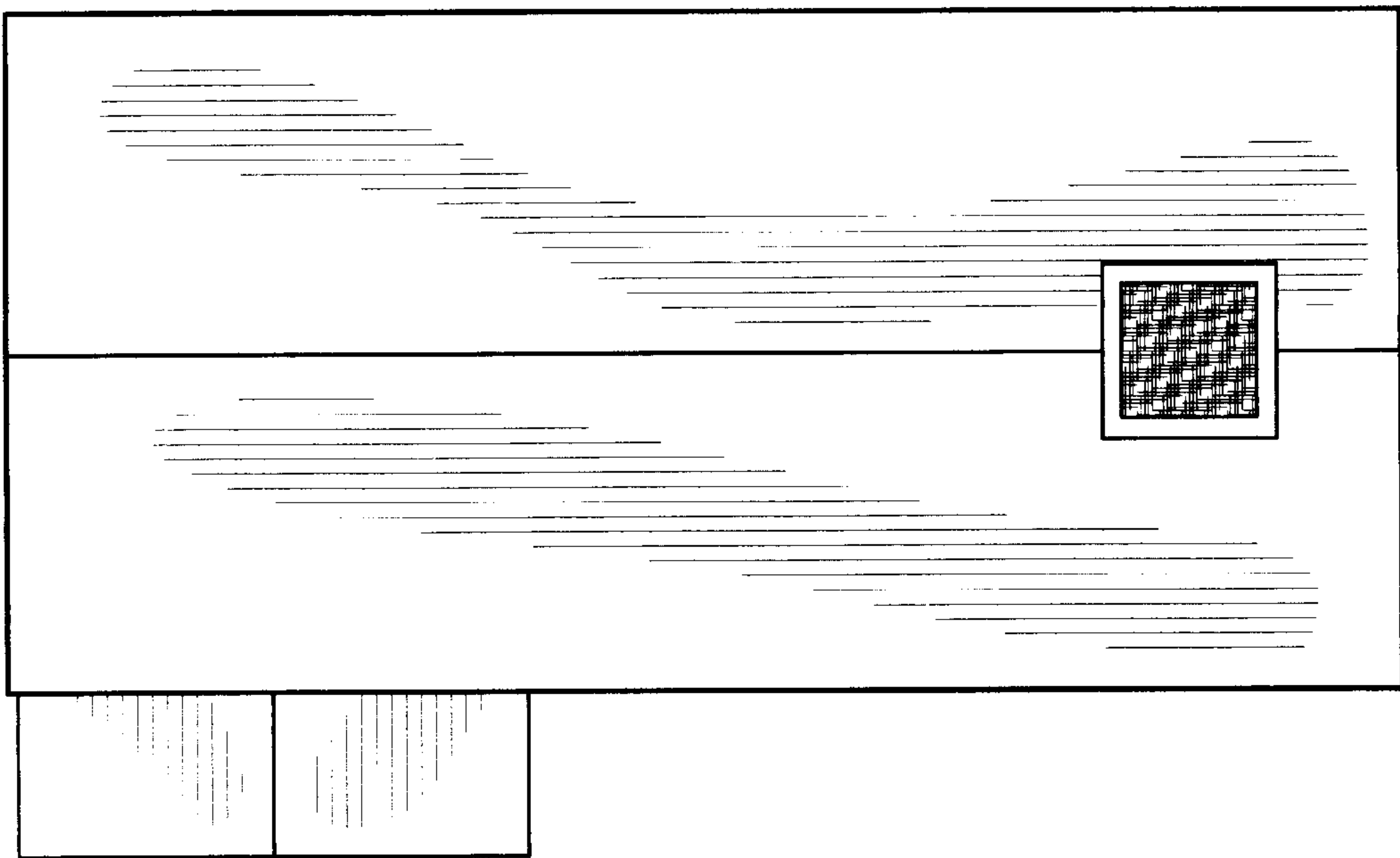


Fig. 5

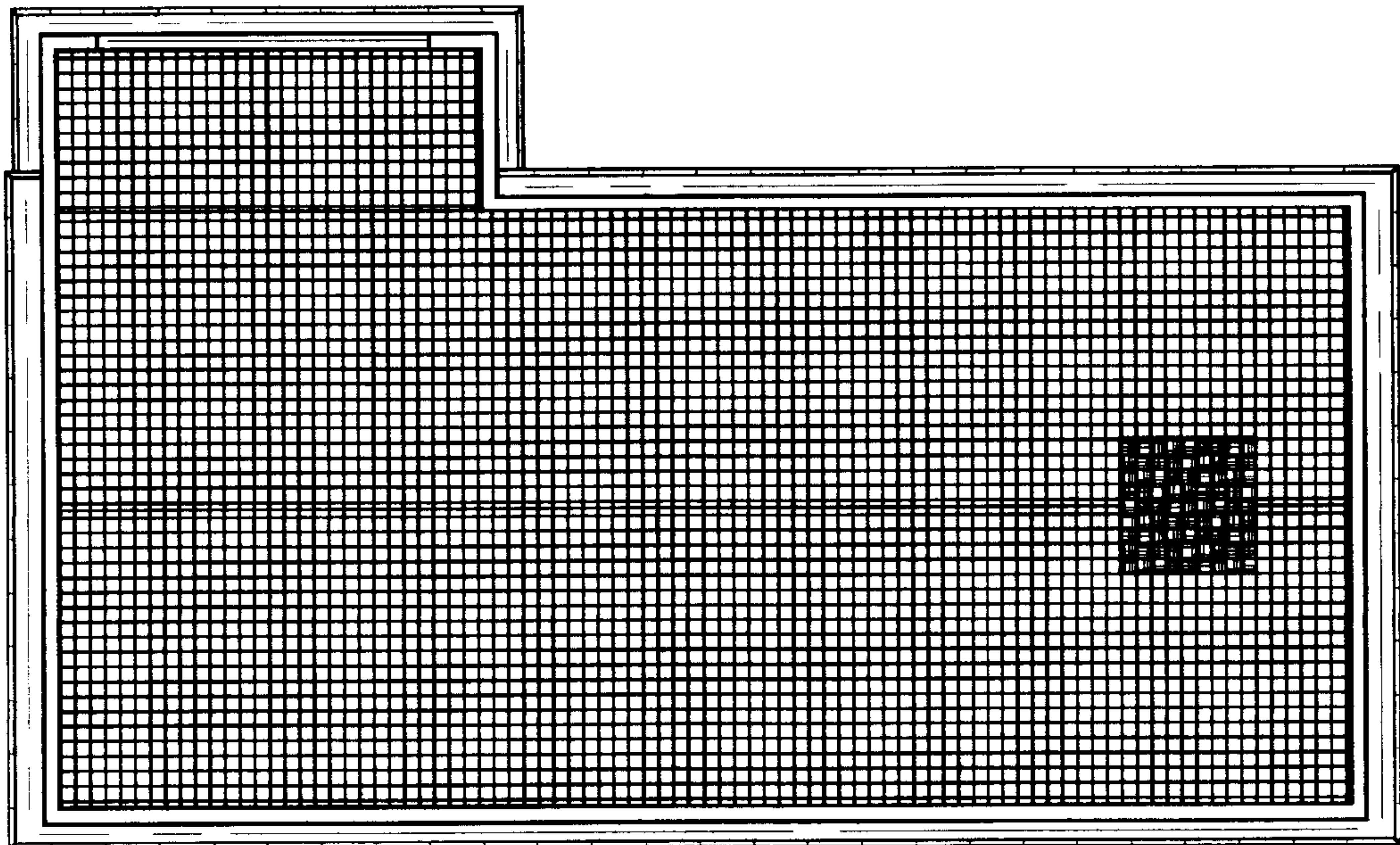


Fig. 6