



US00D425671S

United States Patent [19]

Cooper et al.

[11] **Patent Number: Des. 425,671**

[45] **Date of Patent: ** May 23, 2000**

[54] **EAR PROTECTOR**

[76] Inventors: **Winsome A. E. Cooper; Warren R Skeete**, both of 35 Great Plains Street, Brampton, Ontario, Canada, L6R 1Z6

[**] Term: **14 Years**

[21] Appl. No.: **29/111,692**

[22] Filed: **Oct. 1, 1999**

[51] **LOC (7) Cl.** **29-02**

[52] **U.S. Cl.** **D29/112**

[58] **Field of Search** D29/102, 105, D29/106, 108-112, 122; D2/865, 866, 869, 870-880, 891, 895, 2, 5, 6, 9; 2/410, 417-419, 423-424, 9-10, 209

[56] **References Cited**

U.S. PATENT DOCUMENTS

D. 331,130	11/1992	Williams	D29/112
D. 339,659	9/1993	Collins	D29/112
2,700,162	1/1955	Fuller	D29/112
4,935,965	6/1990	Wassell	2/209
5,778,455	7/1998	Joseph	2/209
5,920,912	7/1999	Patchett	2/209

Primary Examiner—Louis S. Zarfaz
Assistant Examiner—Robert A. Delehanty

[57] **CLAIM**

The ornamental design for a ear protector, as shown and described.

DESCRIPTION

FIG. 1 is a front elevational view of the ear protector of the present invention;

FIG. 2 is a rear elevational view of the ear protector of FIG. 1;

FIG. 3 is a left side elevational view of the ear protector of FIG. 1, the right side elevational view being a mirror image thereof;


FIG. 4 is a top plan view of the ear protector of FIG. 1, the bottom plan view being a mirror image thereof; and,

FIG. 5 is a top, front, right side perspective view of the ear protector of FIG. 1 shown on a reduced scale in condition of use.

The broken lines showing of a person in FIG. 5 are for illustrative purposes only and form no part of the claimed design.

The fragmentary criss-cross pattern shown in the drawing is understood to represent fabric and is repeated uniformly throughout the areas shown.

1 Claim, 2 Drawing Sheets



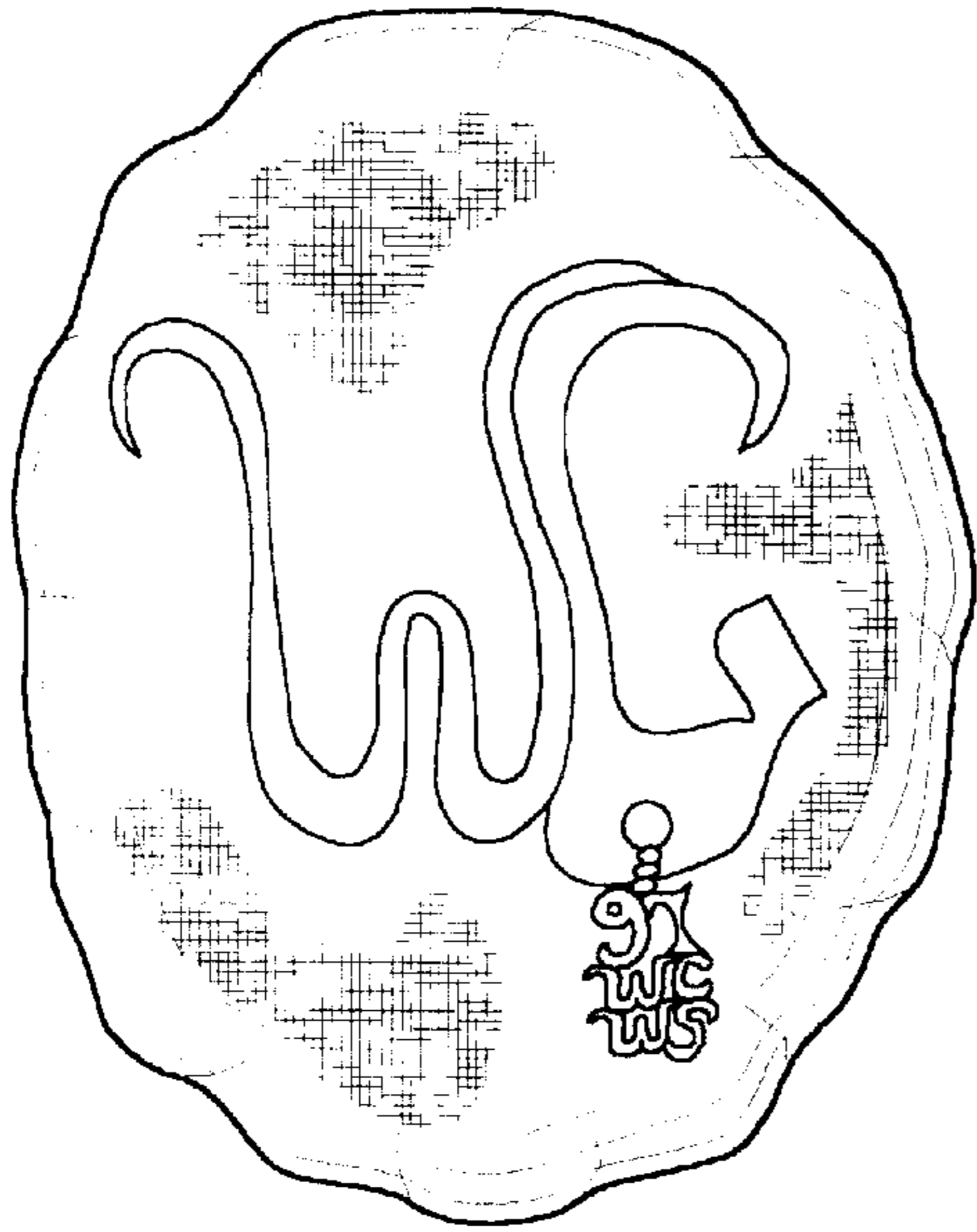


Fig. 1

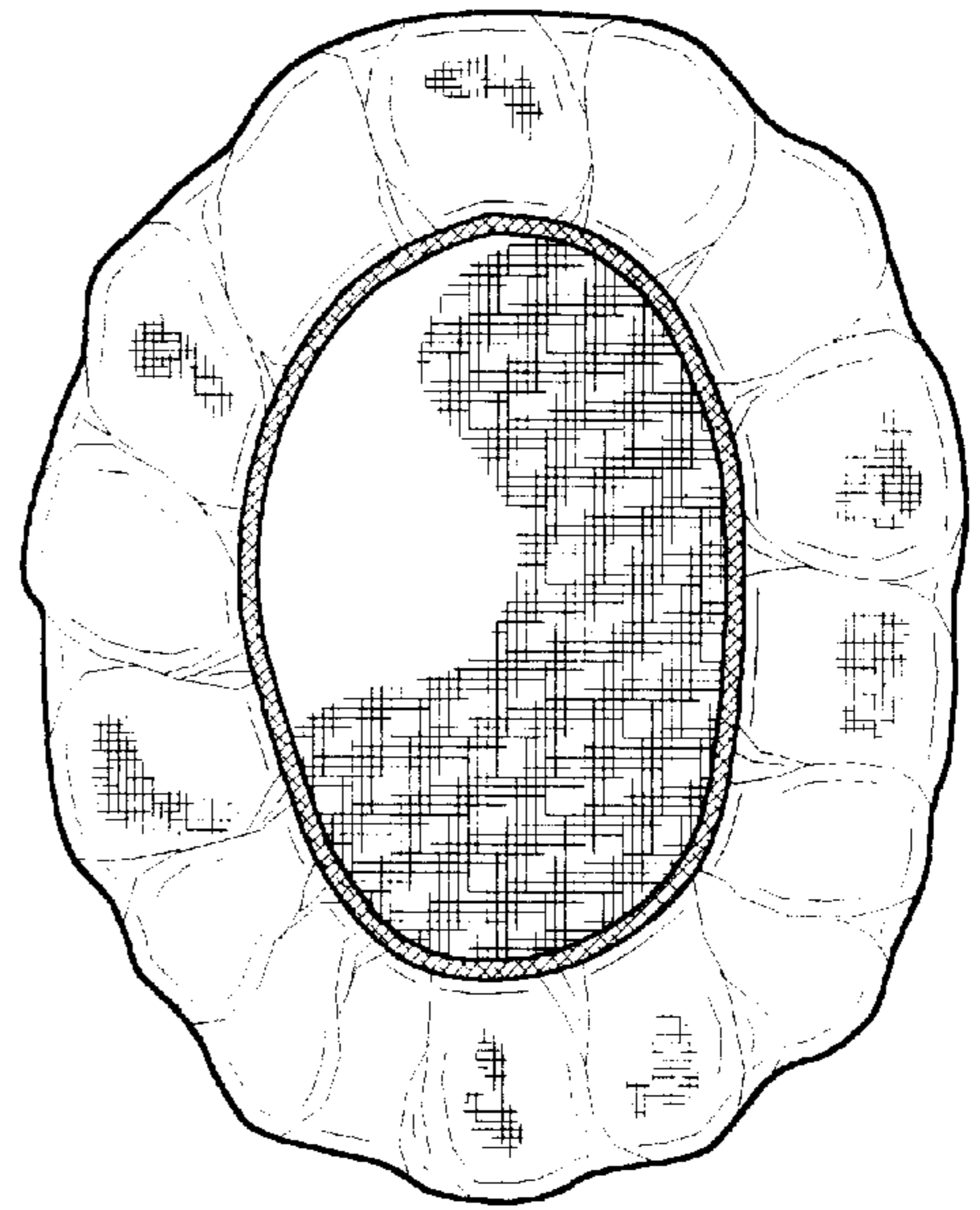


Fig. 2




Fig. 3




Fig. 4




Fig. 5