



US00D425668S

United States Patent [19]
Garofano et al.

[11] **Patent Number: Des. 425,668**

[45] **Date of Patent: ** *May 23, 2000**

[54] **MASCARA CONTAINER**

[75] Inventors: **Raymond Garofano**, Pelham, N.Y.;
Eileen Ann Higgins, Secaucus, N.J.;
James Joel Schultz; **Catherine Ann Wohlfeil**, both of New York, N.Y.

[73] Assignee: **Revlon Consumer Products Corporation**, New York, N.Y.

[*] Notice: This patent is subject to a terminal disclaimer.

[**] Term: **14 Years**

[21] Appl. No.: **29/095,095**

[22] Filed: **Oct. 16, 1998**

[51] **LOC (7) Cl.** **28-03**

[52] **U.S. Cl.** **D28/77; D28/7**

[58] **Field of Search** **D28/7, 25, 76, D28/77, 85-89; D4/114, 115, 117; D9/338; 132/317, 320, 218; 401/118-130, 16, 24, 27, 37, 38**

[56] **References Cited**

U.S. PATENT DOCUMENTS

Re. 9,902	10/1881	Hoffman	401/92
D. 117,276	10/1939	Jung	D28/89
D. 175,548	9/1955	Kane	D4/114
D. 244,318	5/1977	Drysdale	D28/89
D. 260,564	9/1981	Jedzinak et al.	D28/89
D. 275,040	8/1984	Holloway	D28/76
D. 277,324	1/1985	Davey	D28/77
D. 287,168	12/1986	Kingsford et al.	D28/77
D. 306,494	3/1990	Bajusz	D28/7
D. 325,599	4/1992	Poisson	D19/49
D. 336,567	6/1993	Glover et al.	D4/108
D. 343,699	1/1994	Yang	D28/88
D. 409,800	5/1999	Litton	D28/77
1,185,617	6/1916	Blaha et al.	.	
2,829,655	4/1958	Bau	132/218

(List continued on next page.)

OTHER PUBLICATIONS

Beauty Fashion Feb. 1981, p. 21: lipstick cases.

Primary Examiner—Ted Shooman

Assistant Examiner—C Tuttle

Attorney, Agent, or Firm—Julie Blackburn

[57] **CLAIM**

The ornamental design for a mascara container, as shown and described.

DESCRIPTION

FIG. 1: is a front perspective view of the container in the closed position;

FIG. 2: is a front view of the container in the closed position;

FIG. 3: is a right side view of the container in the closed position;

FIG. 4: is a rear view of the container in the closed position;

FIG. 5: is a top plan view of the container in the closed position;

FIG. 6: is a bottom plan view of the container in the closed position;

FIG. 7: is an exploded front perspective view of the container in the open position;

FIG. 8: is an exploded front view of the container in the open position;

FIG. 9: is an exploded side view of the container in the open position;

FIG. 10: is an exploded rear view of the container in the open position;

FIG. 11: is a slightly enlarged plan view seen in the direction of arrows 11—11 in FIG. 9;

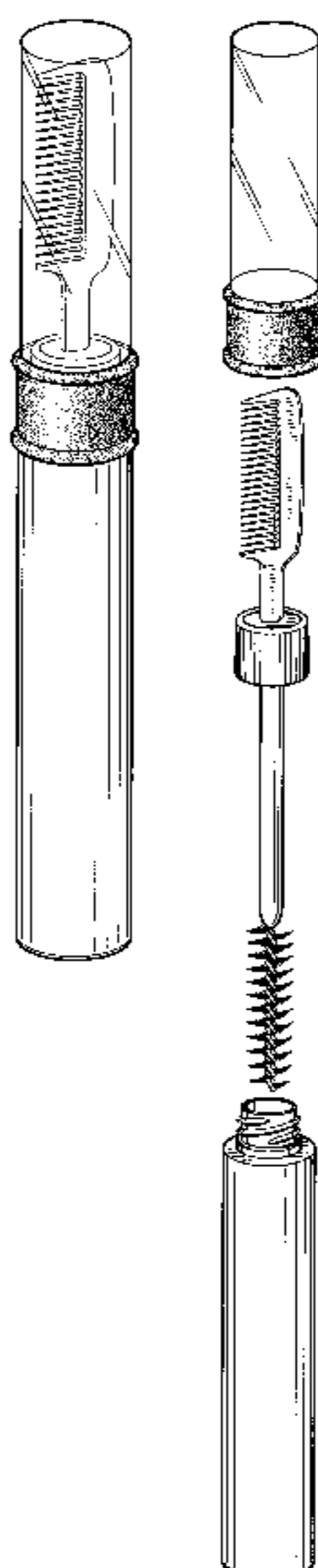
FIG. 12: is a slightly enlarged plan view seen in the direction of arrows 12—12—in FIG. 9;

FIG. 13: is a slightly enlarged plan view seen in the direction of arrows 13—13 in FIG. 9; and,

FIG. 14: is a slightly enlarged plan view seen in the direction of arrows 14—14 in FIG. 9.

The left side of the design is a mirror image of the right view shown in FIGS. 3 and 9.

1 Claim, 4 Drawing Sheets



Des. 425,668

Page 2

U.S. PATENT DOCUMENTS

2,990,834	7/1961	Amen	401/4	3,896,823	7/1975	Spatz .	
3,071,143	1/1963	Bau	401/128	3,921,650	11/1975	Montgomery .	
3,073,320	1/1963	Seaver .		4,810,122	3/1989	Cole	401/122
3,230,960	1/1966	Moore et al.	401/78	4,886,080	12/1989	Cole	132/320
3,337,901	8/1967	Schefer et al. .		5,061,103	10/1991	Walsh-Smith	401/122
3,763,870	10/1973	Montgomery et al.	132/218	5,086,793	2/1992	Kingsford	132/218
3,764,221	10/1973	Solenghi	401/129	5,116,154	5/1992	Fulkerson	401/127
				5,188,472	2/1993	Sgro	401/124

FIG. 1

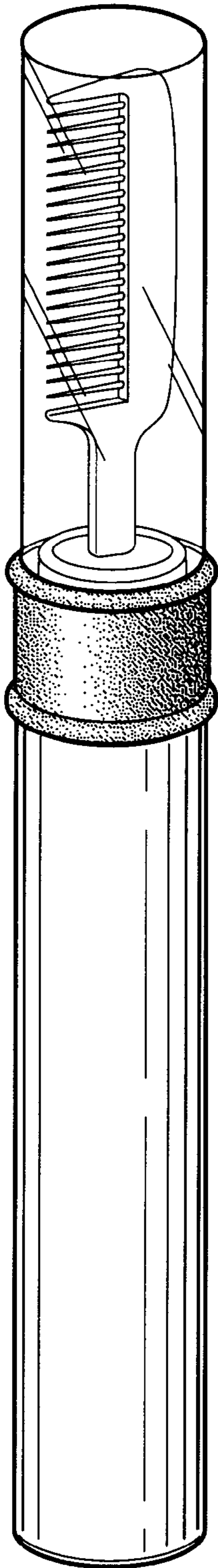


FIG. 2




FIG. 3




FIG. 4

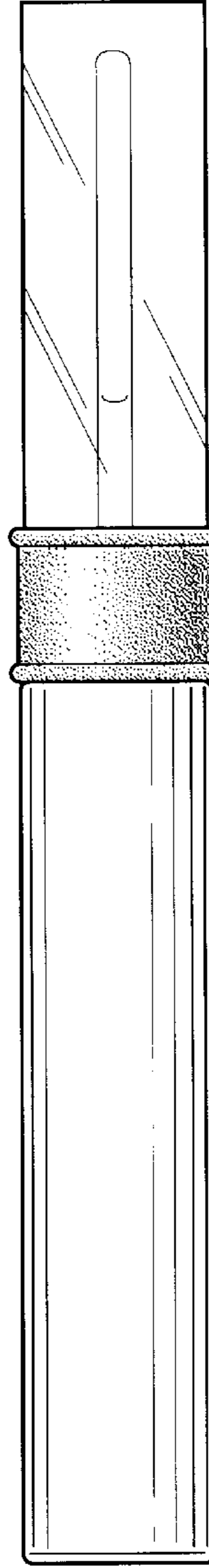


FIG. 5

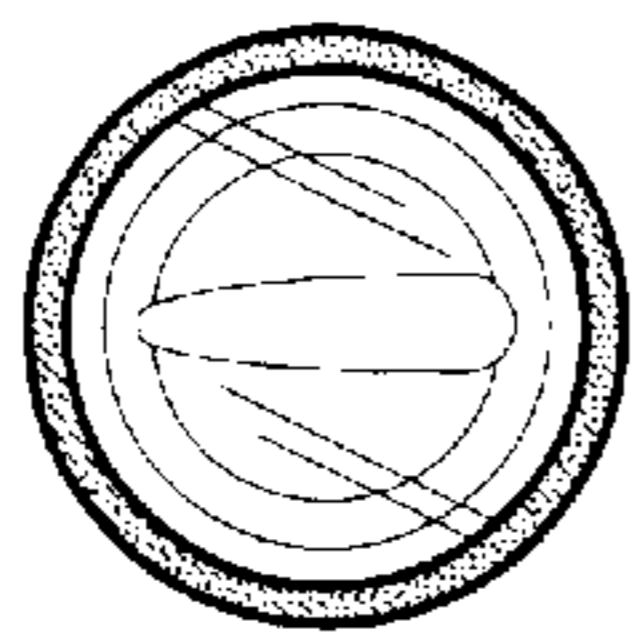
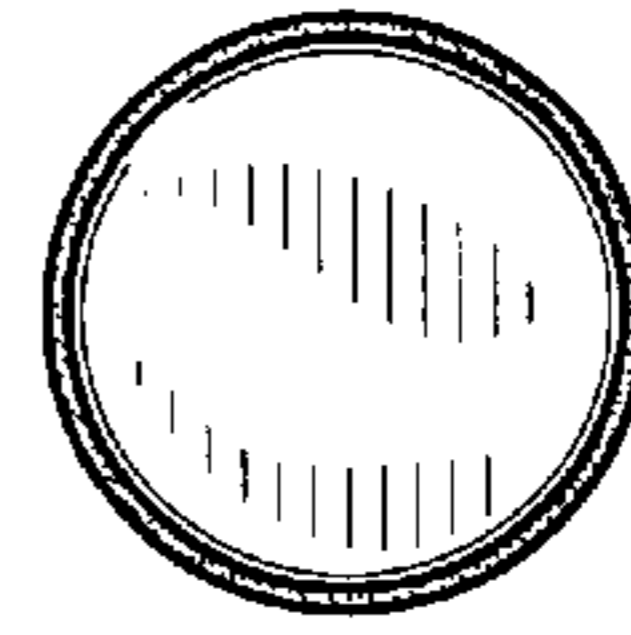


FIG. 6



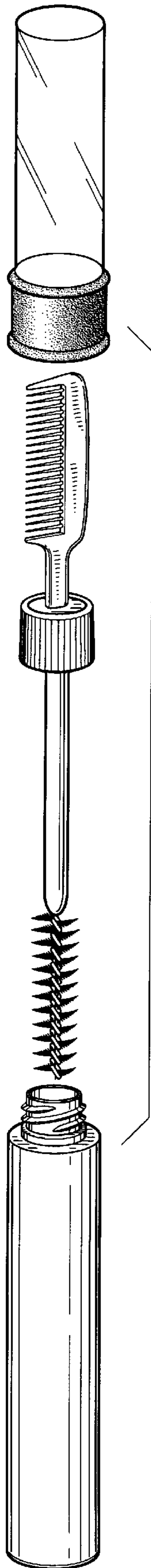


FIG. 7

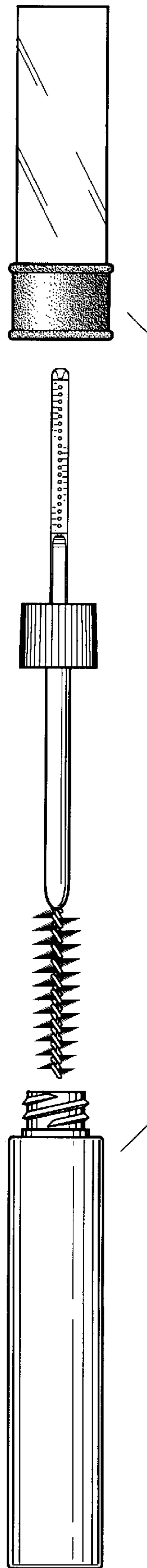


FIG. 8

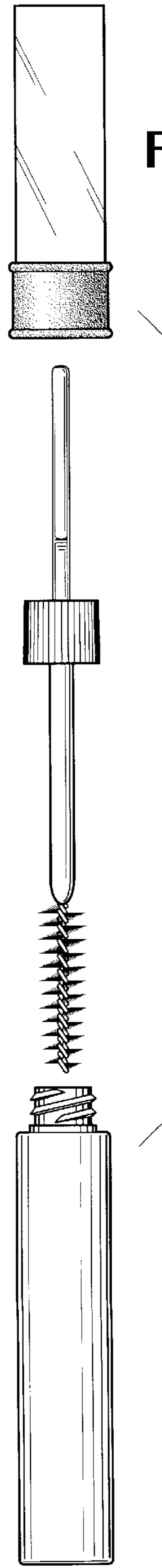
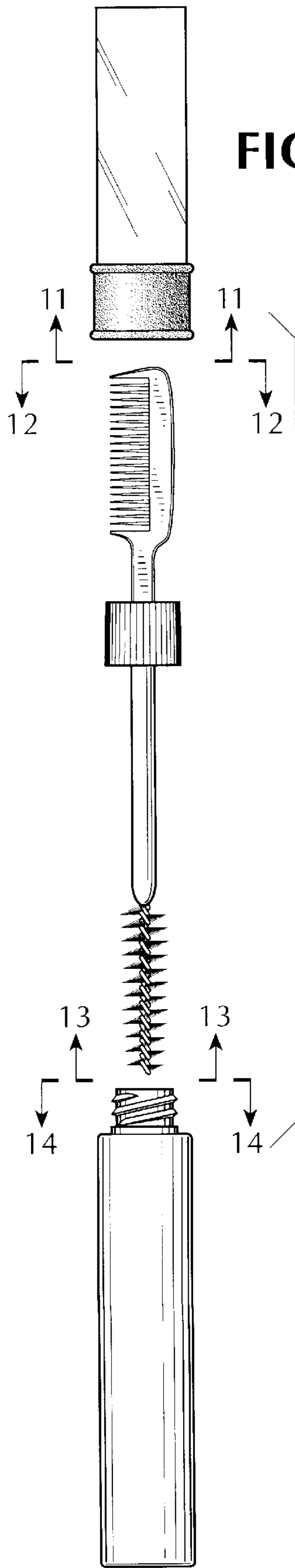


FIG. 11

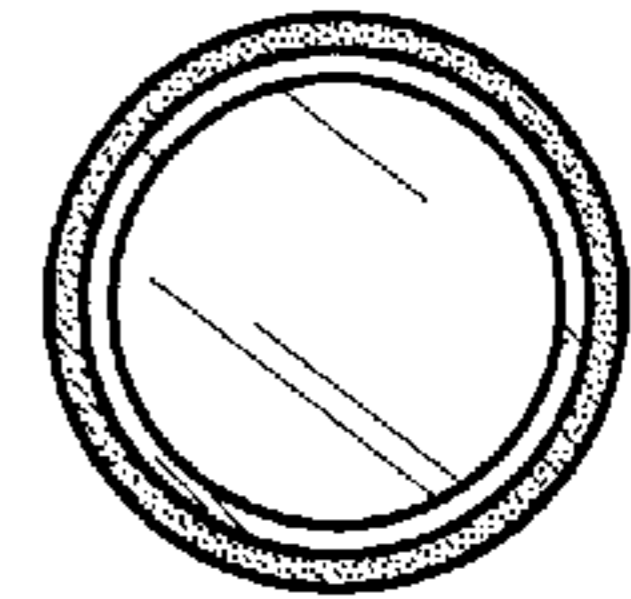


FIG. 12

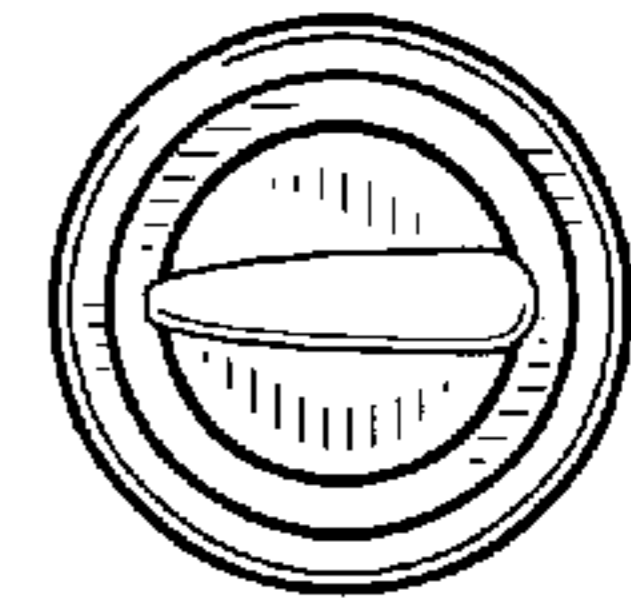


FIG. 13

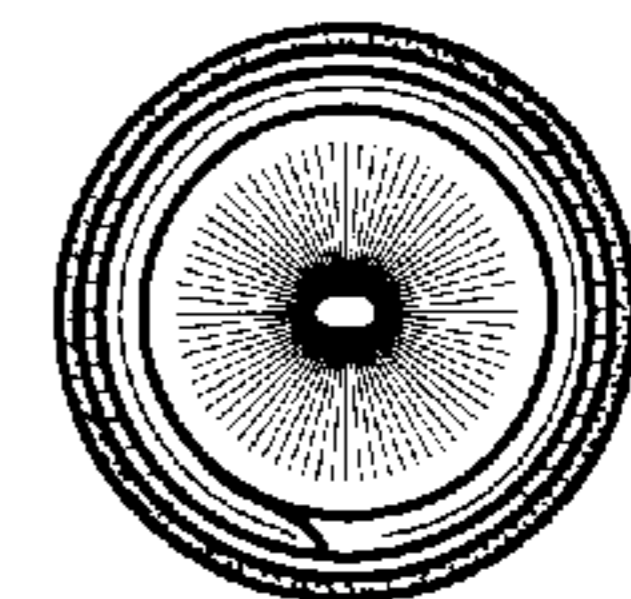


FIG. 14

